

ARTEP 34-144-30-MTP

**MISSION TRAINING PLAN
FOR THE
MILITARY INTELLIGENCE COMPANY,
SEPARATE BRIGADE**

DECEMBER 2002

**HEADQUARTERS
DEPARTMENT OF THE ARMY**

DISTRIBUTION RESTRICTION: Approved for public release; distribution is unlimited.

**This publication is available on the
General Dennis J. Reimer Training
and Doctrine Digital Library at
www.adtdl.army.mil**

MISSION TRAINING PLAN FOR THE MILITARY INTELLIGENCE COMPANY, SEPARATE BRIGADE

Contents

	Page
PREFACE	iii
CHAPTER 1 UNIT TRAINING	1-1
1-1. General	1-1
1-2. Supporting Material	1-1
1-3. Contents	1-2
1-4. Mission and Tasks	1-2
1-5. Principles of Training	1-3
1-6. Training Strategy	1-3
1-7. Conducting Training	1-4
1-8. Force Protection (Safety)	1-5
1-9. Environmental Protection	1-10
1-10. Evaluation	1-12
1-11. Feedback	1-12
CHAPTER 2 TRAINING MATRIXES	2-1
2-1. General	2-1
2-2. Mission to Collective Tasks Listing	2-1
2-3. Supporting References to Collective Tasks Listing	2-5
2-4. Individual Task to Collective Task Listing	2-37

DISTRIBUTION RESTRICTION: Approved for public release; distribution is unlimited.

*This MTP together with ARTEP 34-114-30-MTP, 9 Dec 02; ARTEP 34-117-30-MTP, 9 Dec 02; ARTEP 34-143-30-MTP, 30 Dec 02; ARTEP 34-355-MTP, 23 Dec 02; ARTEP 34-357-30-MTP, 23 Dec 02; ARTEP 34-358-30-MTP, 13 Dec 02; ARTEP 34-387-30-MTP, 13 Dec 02; ARTEP 34-388-30-MTP, 23 Dec 02; ARTEP 34-393-30-MTP, 16 Dec 02; ARTEP 34-396-30-MTP, 23 Dec 02; ARTEP 34-397-30-MTP, 23 Dec 02; ARTEP 34-398-30-MTP, 23 Dec 02; ARTEP 34-399-10-MTP, 23 Dec 02; ARTEP 34-414-30-MTP, 2 Dec 02 supersede ARTEP 34-113-11-MTP (Volume I), 29 Sep 95, and ARTEP 34-113-12-MTP (Volume II), 29 Sep 95.

CHAPTER 3	MISSION OUTLINES/TRAINING PLANS	3-1
	3-1. General.....	3-1
	3-2. Long-Range Planning.....	3-1
	3-3. Short-Range Planning.....	3-5
	3-4. Near-Term Planning.....	3-6
	3-5. Developing Training Exercises.....	3-7
	3-6. Mission Outline.....	3-8
CHAPTER 4	TRAINING EXERCISE	4-1
	4-1. General.....	4-1
	4-2. Situational Training Exercise.....	4-1
CHAPTER 5	TRAINING AND EVALUATION OUTLINES	5-1
	5-1. Introduction.....	5-1
	5-2. Structure.....	5-1
	5-3. Format.....	5-1
	5-4. Use.....	5-3
CHAPTER 6	EXTERNAL EVALUATION	6-1
	6-1. General.....	6-1
	6-2. Preparing the Evaluation.....	6-1
	6-3. Selecting the Observer/Controllers.....	6-7
	6-4. Training the Observer/Controllers.....	6-8
	6-5. Recording External Evaluation Information.....	6-8
	6-6. Selecting and Training the Opposing Forces.....	6-12
	6-7. Conducting the Evaluation.....	6-13
	6-8. Conducting the After Action Review.....	6-15
APPENDIX A	COMBINED ARMS TRAINING STRATEGY	A-1
	1. Unit Training Strategies.....	A-1
	2. Using the Combined Arms Training Strategy Matrices.....	A-1
APPENDIX B	BATTLEFIELD OPERATING SYSTEMS	B-1
	1. Intelligence.....	B-1
	2. Maneuver.....	B-1
	3. Fire Support.....	B-2
	4. Mobility, Counter-mobility, and Survivability.....	B-2
	5. Air Defense.....	B-2
	6. Combat Service Support.....	B-2
	7. Command and Control (C2).....	B-3
GLOSSARY	Glossary-1
REFERENCES	References-1
QUESTIONNAIRE	Questionnaire-1

PREFACE

1. The Mission Training Plan (MTP) provides the active and reserve component training manager with a descriptive, performance-oriented training program to assist leaders in training their units. Standards for training may be made more difficult, but may not be lowered. The ARTEP is in accordance with the United States (US) Army training and tactical doctrine. The ARTEP contains those tasks, which support the Military Intelligence (MI) unit missions outlined in emerging doctrinal manuals. Unit leaders must use their higher headquarters Mission Essential Task List (METL) and training guidance to identify which tasks in the ARTEP must be emphasized. Task standards in the ARTEP are the Army's standards for executing those tasks.
2. FM 3-0, Operations, provides us with the Army's keystone fighting doctrine. Army operations doctrine builds on the collective knowledge and wisdom gained through recent combat operations, Stability Operations, Support Operations, numerous exercises, and the deliberate process of informed reasoning throughout the Army. It is rooted in time-tested principles and fundamentals, while accommodating new technologies and diverse threats to national security.
3. FM 34-1, Intelligence and Electronic Warfare Operations, is the Army's capstone manual for MI doctrine. As the Army moved to incorporate new technologies for diverse threats, the MI Branch conducted a detailed assessment of its own that resulted in an approved MI Force Design Update. This update resulted in major changes in MI that are addressed in FM 34-1 and incorporated into this MTP.
4. This MTP is designed specifically for the MI Company of a Separate Brigade equipped with emerging digitized technology and systems. This MTP replaces the collective tasks found in ARTEP 34-113-11-MTP and ARTEP 34-113-12-MTP dated 29 September 1995 for this type of unit.
5. Although the collective tasks contained in this manual are generic in nature, the MI Branch Concept and all new emerging systems and organizations are reflected in the appropriate places. As tactics, techniques, and procedures are developed for emerging systems, they will be included into future editions of this document and additional ARTEPs.
6. MI commanders are encouraged to use this as a guide to develop their training programs. Units affected by this document may not be exactly alike in composition or in the way they carry out their missions. The commander must modify the training and evaluation outlines (T&EOs) to fit the training requirements of their units.
7. Unless this publication states otherwise, masculine nouns and pronouns do not refer exclusively to men.
8. The proponent for this publication is the United States Army Intelligence Center & Fort Huachuca (USAIC&FH). Submit changes/suggestions for improving this publication on DA Form 2028 (Recommended Changes to Publications and Blank Forms) and mail to Commander, USAIC&FH, ATTN: ATZSFDR- TA, Fort Huachuca, AZ 85613-6000.

CHAPTER 1**Unit Training**

1-1. General. This mission-training plan (MTP) provides the commander and leaders with guidance on how to train the key missions of the unit. The specific details of the unit's training program depends on the following factors:

- a. Unit's mission-essential task list (METL).
- b. Chain of command training directives and guidance.
- c. Training priorities of the unit.
- d. Availability of training resources and areas.

1-2. Supporting Material. This MTP describes a critical mission-oriented training program that is part of the next higher echelon's training program. This relationship is illustrated in Figure 1-1. The unit's training program consists of:

- a. This Army training and evaluation program (ARTEP) indicates the relationship of the company's training program to the brigade-training program.
- b. Soldier training publications (STPs) for the appropriate military occupational specialty (MOS) and skill levels (SLs).
- c. Officer Foundation Standards (OFS) manual for platoon leaders.

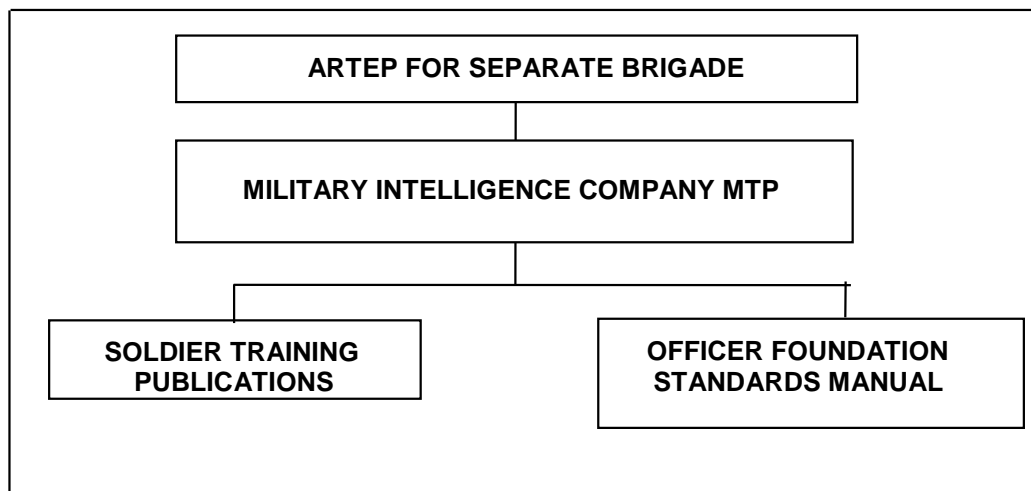


Figure 1-1. MTP echelon relationship.

1-3. Contents. This MTP is organized into six chapters and two appendices:

a. Chapter 1, Unit Training, provides the explanation and organization of this MTP. This chapter explains how to use this MTP in establishing an effective training program.

b. Chapter 2, Training Matrix, shows the relationship between missions and collective tasks.

c. Chapter 3, Mission Outline, presents a graphic portrayal of the relationship between missions and their subordinate tasks.

d. Chapter 4, Training Exercises, consists of a field training exercise (FTX) and supporting situational training exercises (STXs). They provide training information and a preconstructed scenario. Also, they can serve as a part of an internal or external evaluation. These exercises may be modified to suit the training needs of the unit.

e. Chapter 5, Training and Evaluation Outlines (T&EO), provides the training and evaluation criteria for all the tasks the unit must master to effectively perform its mission. Each task is a training and evaluation outline that identifies task steps, performance measures, and individual and leader tasks. Each T&EO is part of a mission and, in various combinations, composes training exercises in Chapter 4.

f. Chapter 6, External Evaluation, provides instructions for the planning, preparation, and execution of an external evaluation.

g. Appendix A, Combined Arms Training Strategy, provides user information, a description of the training strategy, and a task template.

h. Appendix B, Battlefield Operating Systems (BOS), provides a description of each of the Army's BOS systems.

1-4. Mission and Tasks

a. This MTP concerns specified missions found in the table of organization and equipment (TOE) and implied missions that this unit must perform in order to accomplish the specified missions. The critical missions are the focus for this unit. The commander may supplement these missions with his own. The following is a listing of the missions for this unit:

- (1) Provide Intelligence Support.
- (2) Deploy/Redeploy.
- (3) Protect the Force.

- (4) Sustain/Maintain/Resupply.
- (5) Move.
- (6) Communicate.
- (7) Command and Control.
- (8) Provide Security.

b. Each of these missions may be trained individually or jointly with other missions. Training is based on the criteria described in the T&EOs. Several T&EOs can be trained as a STX. Various combinations of STXs can be used to develop a FTX for the unit to practice its entire mission responsibility. Several STXs can be developed into an external evaluation designed by the next higher echelon to evaluate the unit's ability to perform multiple missions under stress in a realistic environment.

c. Section tasks are trained in much the same way as described above. Leader tasks that support the unit's missions are trained through STP and OFS training, battle simulations, and execution of this unit's missions.

d. Individual tasks that support unit tasks are mastered by training to standards in the appropriate STP.

1-5. Principles of Training. This MTP is based on the training principles found in FM 25-100, Training the Force. For further information, see Paragraph 1-7 below.

1-6. Training Strategy. The training program developed and executed by a unit to train to standards in its critical missions is a component of the Army's Combined Arms Training Strategy (CATS). The purpose of the CATS is to provide direction and guidance on how the Total Army trains and identifies the resources required to support that training. CATS provides the tools that enable the Army to focus and manage training in an integrated manner. Central to the CATS is a series of proponent generated unit and institutional strategies that describe the training and training resources required to train to standard.

a. The unit training strategies central to CATS provide the commander with a descriptive "menu" for training reflecting that while there is an optimal way to train to standard, it is unlikely that all units in the Army have the exact mix of resources required to execute an optimal training strategy.

b. This unit's training strategy is composed of three separate training strategies. When integrated with the training tasks found in the MTP, they form a comprehensive and focused training strategy that allows the unit to train to standard. The elements of this unit's training strategy are--

(1) Combined Arms Training Strategy. CATS is intended to provide a set of recommended training frequencies for key training events in a unit and depict those resources that are required to support the training events.

(2) Soldier Strategy. The soldier strategy provides an annual plan for training and maintaining skills at the individual level and lists the resources required to train a soldier.

c. A critical element in the unit training strategy is the identification of critical training gates. Critical training gates are defined as training events that must be conducted to standard before moving on to a more difficult or resource intensive training event or task. Training gates follow the crawl, walk, run training methodology. For instance, if the unit training strategy calls for conducting a FTX and a STX has been identified as a critical training gate for the FTX, the training tasks contained in the STX must be trained to standard prior to conducting the FTX. Standards for all tasks must be clearly defined so that the trainer can assess the preparedness of his soldiers, or unit(s), to move on to more complex training events. The provision for critical training gates recognizes that the unit's METL and the commander's assessment of his unit's training status will determine the selection and timing of the collective training exercises in a specific unit's training strategy.

d. When developing the unit's training plan, the commander identifies the training tasks from the MTP required to train his METL.

1-7. Conducting Training. This MTP is designed to facilitate the planning, preparation, and conduct of unit training as explained in the FM 25-100, Training the Force, and FM 25-101, Battle Focused Training.

a. The commander assigns the missions and tasks for training based on his METL and the training guidance from the next higher headquarters. Trainers must plan and execute training in support of this guidance.

b. The commander reviews the mission outline in Chapter 3 to determine whether the FTX and STXs provided will support or can be modified to support the senior commander's guidance. If they do not support the guidance or need to be modified, refer to the matrix in Chapter 2. The matrix provides a listing of collective tasks that must be mastered to perform the mission.

c. The commander prioritizes the tasks that need training. He never has time to train everything. He must orient on the greatest challenges and most difficult sustainment skills.

d. The commander integrates training tasks into the training schedule by--

(1) Listing the tasks in the priority and frequency they need to be trained.

- (2) Determining the amount of time required and how multi-echelon training can be used for the best results.
 - (3) Determining where the training can take place.
 - (4) Determining who is responsible for what. The leader of the element being trained must always be involved.
 - (5) Organizing his requirements into blocks of time and training vehicles.
- e. The commander must approve the list of tasks to be trained and schedule them on the unit-training schedule.
 - f. The commander must determine the equipment and supplies needed to conduct the training.
 - g. The commander must keep subordinate leaders informed and oversee their training. The standards must be rigidly enforced.

1-8. Force Protection (Safety)

a. Safety is a component of force protection. Commanders, leaders, and soldiers use risk assessment and management to tie force protection into the mission. Risk management assigns responsibility, institutionalizes the commander's review of operational safety, and leads to decision making at a level of command appropriate to the risk. The objective of safety is to help units protect combat power through accident prevention, which enables units to win fast and decisively with minimum losses. Safety is an integral part of all combat operations and begins with readiness. Readiness determines a unit's ability to perform its METL to standard. Readiness standards addressed during METL assessment are:

- (1) Soldiers with the self-discipline to consistently perform tasks to standard.
- (2) Leaders who are ready, willing, and able to enforce standards.
- (3) Training that provides skills needed for performance to standard.
- (4) Standards and procedures for task preference that are clear and practical.
- (5) Support for task preference, including equipment, personnel, maintenance, facilities, and service.

b. Risk management is a tool that addresses the root causes (readiness shortcomings) of accidents. It assists commanders and leaders in not only identifying what the next accident is going to be, but it also helps identify who will have the next accident. Risk management is a way to put more realism into training without paying the price in deaths, injuries, or damaged equipment.

c. Safety demands total chain of command involvement in planning, preparing, executing, and evaluating training. The chain of command responsibilities include--

(1) Commanders, who must--

- (a) Seek optimum, not adequate, performance.
- (b) Specify the risk acceptable to accomplish the mission.
- (c) Select risk reductions provided by staff.
- (d) Accept or reject residual risk, based on the benefit to be derived.
- (e) Train and motivate leaders at all levels to effectively use risk management concepts.

(2) Staff, who must--

- (a) Assist the commander in assessing risks and develop risk reduction options for training.
- (b) Integrate risk controls in plans, orders, METL standards, and performance measures.
- (c) Eliminate unnecessary safety restrictions that diminish training effectiveness.
- (d) Assess safety performance during training; evaluate safety performance during after action reviews (AARs).

(3) Subordinate leaders, who must--

- (a) Apply consistently effective risk management concepts and methods to operations they lead.
- (b) Report risk issues beyond their control or authority to their superiors.

(4) Individual soldiers, who must--

possible.

another.

(a) Report unsafe conditions, act, and correct the situation when

(b) Establish a buddy system to keep a safety watch on one

(c) Take responsibility for personal safety.

(d) Work as a team member.

(e) Modify own risk behavior.

d. Risk management is a five-step cyclic process that is easily integrated into the decision making process outlined in FM 101-5. The five steps are--

(1) Identify Hazards. Identify the most probable hazards for the missions.

(2) Assess Hazards. Analyze each hazard to determine the probability of its causing an accident and the probable effect of the accident. Identify control options to eliminate or reduce the hazard. The Army Standard Risk Assessment Matrix (Figure 1-2) is a tool for assessing hazards.

		HAZARD PROBABILITY				
		FREQUENT	PROBABLE	OCCASIONAL	REMOTE	IMPROBABLE
		A	B	C	D	E
E F F E C T	CATASTROPHIC	I	EXTREMELY HIGH			
	CRITICAL	II		HIGH		
	MARGINAL	III		MEDIUM		
	NEGLECTIBLE	IV			LOW	

Effect

- Catastrophic Death or permanent total disability, system loss, major property damage.
- Critical Permanent partial disability, temporary total disability in excess of 3 months, major system damage, significant property damage
- Marginal Minor injury, lost workday accident, compensable injury or illness, minor system damage, minor property damage
- Negligible First aid or minor supportive medical treatment, minor system impairment

Probability

- Frequent Individual soldier/item.....Occurs often in career/equipment service life.
All soldiers exposed or item inventory.....Continuously experienced.
- Probable Individual soldier/item.....Occurs several times in career/equipment service life.
All soldiers exposed or item inventory.....Occurs frequently.
- Occasional Individual soldier/item.....Occurs sometime in career/equipment service life.
All soldiers exposed or item inventory.....Occurs sporadically, or several times in inventory service life..
- Remote Individual soldier/item.....Possible to occur in career/equipment service life.
All soldiers exposed or item inventory.....Remote chance of occurrence; expected to occur sometime in inventory service life.
- Improbable Individual soldier/item.....Can assume will not occur in career/equipment service life.
All soldiers exposed or item inventory.....Possible, but improbable; occurs only very rarely.

Risk Levels

- Extremely High Loss of ability to accomplish mission.
- High Significantly degrades mission capabilities in terms of required mission standards.
- Medium Degrades mission capabilities in terms of required mission.
- Low. Little or no impact on mission accomplishment.

Figure 1-2. Risk Assessment Matrix.

(3) Make Risk Decisions. Weigh the risk against the benefits of performing the operations. Accept no unnecessary risks and make any residual decisions at the proper level of command.

(4) Implement Controls. Integrate specific controls into operational plans (OPLANs), operation orders (OPORDs), standing operating procedures (SOPs) and rehearsals. Communicate controls to the individual soldier.

(5) Supervise. Determine the effectiveness of controls in reducing the probability and effect of identified hazards to include follow up and after action review. Develop the lessons learned.

e. Fratricide is a component of force protection and is closely related to safety. Fratricide is the employment of weapons, with the intent to kill the enemy or destroy his equipment, that results in unforeseen and unintentional death, injury, or damage to friendly personnel or equipment. Fratricide is by definition an accident. Risk

assessment and management is the mechanism with which incidence of fratricide can be controlled.

f. The primary causes of fratricide are--

(1) Direct Fire Control Plan Failures. These occur when units fail to develop defensive and, particularly, offensive fire control plans.

(2) Land Navigation Failures. These result when units stray out of sector, report wrong locations, and become disoriented.

(3) Combat Identification Failures. These failures include gunners or pilots being unable to distinguish thermal and optical signatures near the maximum range of their sighting systems and units in proximity mistaking each other for the enemy under limited visibility conditions.

(4) Inadequate Control Measures. Units fail to disseminate the minimum maneuver and fire support control measures necessary to tie control measures to recognizable terrain or events.

(5) Reporting Communication Failures. Units at all levels face problems in generating timely, accurate, and complete reports as locations and tactical situations change.

(6) Weapons Error. Lapses in individual discipline lead to gunnery errors, accidental discharges, mistakes with explosives and hand grenades, and similar incidents.

(7) Battlefield Hazards. Unexploded ordnance, unmarked or unrecorded minefields, family of scatterable mines (FASCAM), and booby traps litter the battlefield. Failure to mark, remove, record or anticipate these hazards increases the risk of friendly casualties.

g. Fratricide results in unacceptable losses and increases the risk of mission failure. Fratricide undermines the unit's ability to survive and function. Units experiencing fratricide observe these consequences:

(1) Loss of confidence in the unit leadership.

(2) Increasing self-doubt among leaders.

(3) Hesitation to use supporting combat systems.

(4) Over supervision of units.

(5) Hesitation to conduct night operations.

- (6) Loss of aggressiveness during fire and maneuver.
- (7) Loss of initiative.
- (8) Disrupted operations.
- (9) General degradation of cohesiveness, morale, and combat power.

1-9 Environmental Protection. Protection of natural resources has continued to become an ever-increasing concern to the Army. It is the responsibility of all unit leaders to decrease, and if possible, eliminate damage to the environment when conducting training. Environmental risk management parallels safety risk management and is based on the same philosophy as safety risk management. Environmental risk management consists of the following steps:

a. Identify Hazards. Identify potential sources for environmental degradation during analysis of mission, enemy, terrain and weather, troops, time available and civilian considerations (METT-TC) factors. This requires identification of environmental hazards. An environmental hazard is a condition with the potential for polluting air, soil, or water and or destroying cultural and historical artifacts.

b. Assess the Hazard. Analyze potential severity of environmental degradation using environmental risk assessment matrixes (Figure 1-3). Severity of environmental degradation is considered when determining the potential effect an operation will have on the environment. The risk impact value is defined as an indicator of the severity of environmental degradation. Quantify the risk to the environment resulting from the operation as extremely high, high, medium, or low, using the environmental risk assessment matrixes.

c. Make Environmental Risk Decisions. Make decisions and develop measures to reduce high environmental risks.

d. Brief Chain of Command. Brief chain of command (to include installation environmental office, if applicable) on proposed plans and pertinent high-risk environmental matrixes. Risk decisions are made at a level of command that corresponds to the degree of risk.

e. Implement Controls. Implement environmental protection measures by integrating them into plans, orders, SOPs, training performance standards, and rehearsals.

f. Supervise. Supervise and enforce environmental protection standards.

Environmental area	Rating:					
Unit Operations	Risk Impact					
Movement of heavy vehicle/systems	5	4	3	2	1	0
Movement of personnel and light vehicles/systems	5	4	3	2	1	0
Assembly area activities	5	4	3	2	1	0
Field maintenance of equipment	5	4	3	2	1	0
Garrison maintenance of equipment	5	4	3	2	1	0

Environmental Risk Assessment Worksheet

	Movement of heavy vehicles/systems	Movement of personnel and light systems	Assembly area activities	Field maintenance of equipment	Garrison maintenance of equipment	Risk rating
Air pollution						
Archeological and historical sites						
Hazardous material/waste						
Noise pollution						
Threatened/endangered species						
Water pollution						
Wetland protection						
Overall rating						

Overall Environmental Risk Assessment Form

Category	Range	Environmental Damage	Decision maker
Low	0-58	Little or none	Appropriate level
Medium	59-117	Minor	Appropriate level
High	118-149	Significant	Division Cmdr
Extremely High	150-175	Severe	MACOM Cmdr

Risk Categories

Figure 1-3. Environmental Risk Assessment Matrix

1-10. Evaluation. The T&EOs in Chapter 5 describe standards that must be met for each task.

a. Evaluations can be internal or external. Internal evaluations are conducted at all levels, and they must be inherent in all training. External evaluations are usually more formal and are normally conducted by a headquarters two levels above the unit being evaluated. (See Chapter 6, External Evaluation.)

b. A critical weakness in training is the failure to evaluate each task every time it is executed. The ARTEP concept is based on simultaneous training and evaluation. Too often, leaders do not practice continuous evaluation. Often, soldiers or small units are trained to perform a task to standard; then later, when they execute that task as part of a training exercise, they execute it poorly or incorrectly and are not corrected. For this program to work, trainers and leaders must continually evaluate training as it is being executed.

c. Leaders should emphasize direct, on-the-spot evaluations. Correcting poor performance during individual or small group training is easy to do. In higher-level exercises, it is usually not feasible to do this with outside evaluators, but the opportunity for correction should not be overlooked. Plan AARs at frequent logical intervals during the exercises (usually after the completion of a major subordinate task). This is a proven technique that allows you to correct performance shortcomings while they are still fresh in everyone's mind and prevents reinforcement of bad habits.

d. FM 25-101 provides detailed instructions for conducting an AAR and detailed guidance on coaching and critiquing during training.

1-11. Feedback. Recommendations for improvement of this MTP are requested. Feedback will help to ensure that this MTP answers the training needs of units in the field. There is a questionnaire at the end of this MTP to make it easier to send recommendations and comments.

CHAPTER 2

Training Matrixes

2-1. General. The training Listing assists the commander in planning the training of his unit's personnel.

2-2. Mission to Collective Tasks Listing. This listing (Figure 2-2), identifies the missions and their supporting collective tasks. The tasks are listed under the appropriate BOS, which are indicated by an X in the listing. The BOS used in this listing are defined in TRADOC Pam 11-9. A specific mission is trained by identifying collective tasks in the vertical column for the mission. Based on the proficiency of the unit, training is focused on operational weaknesses.

The mission identification table listed below (Figure 2-1) provides mission identification for the unit.

Mission Identification Table	
Mission Title	
	<ul style="list-style-type: none"> • COMMAND & CONTROL
	<ul style="list-style-type: none"> • COMMUNICATE • DEPLOY/REDEPLOY <ul style="list-style-type: none"> • MOVE • PROTECT THE FORCE
	<ul style="list-style-type: none"> • PROVIDE INTELLIGENCE SUPPORT <ul style="list-style-type: none"> • PROVIDE SECURITY • SUSTAIN/MAINTAIN/RESUPPLY

Figure 2-1. Mission Identification Table.

MISSION: COMMAND & CONTROL

- Collective Task(s)**
- (11-2-C302.34-0001) Establish and Operate a Single Channel Voice Radio Net with Single Channel Ground and Airborne Radio System (SINCGARS) System Implementation Program (SIP)
 - (17-2-0065.34-0001) Conduct Troop Leading Procedures
 - (17-2-3808.34-0002) Operate the Company Command Post
 - (17-3-0065.34-0001) Conduct Troop-Leading Procedures
 - (34-2-9018) Execute MI Company (SEP BDE) Operations
 - (34-3-0001) Monitor Platoon Operational Status
 - (34-3-9000) Execute Collection and Jamming (C&J) Platoon Operations
 - (34-3-9020) Execute Service Support Platoon Operations
 - (34-3-9029) Execute Operations Platoon Operations (Sep Bde)

MISSION: COMMUNICATE

- Collective Task(s)**
- (11-2-C302.34-0001) Establish and Operate a Single Channel Voice Radio Net with Single Channel Ground and Airborne Radio System (SINCGARS) System Implementation Program (SIP)
 - (11-3-1102.34-0001) Install/Operate/Maintain a Single Channel Ground and Airborne Radio System (SINCGARS) Frequency Hopping (FH) Net
 - (11-3-C302.34-0001) Establish and Operate a Single Channel Voice Radio Net
 - (11-5-0102.34-0001) Install/Operate/Maintain a Single Channel Voice Radio Station (FM)
 - (11-5-0104.34-0001) Install/Operate/Maintain Frequency Modulated Radio Retransmission Station

(34-4-0008)	Emplace Antenna Group OE-239
(34-4-0601)	Establish an Operational All Source Analysis System (ASAS) After a Move
(34-4-1201)	Establish the Operational Site (Trojan Spirit)
(34-4-1202)	Prepare the AN/TSQ-190 (V) for Operation (Trojan Spirit)
(34-5-0050)	Establish the Common Ground Station (CGS) Site
(34-5-0051)	Conduct Common Ground Station (CGS) Pre-Mission Activities
(34-5-0053)	Conduct Common Ground Station (CGS) Post-Mission Activities
(34-6-2019)	Emplace the Analysis and Control Team (ACT)
(63-2-8018.34-0001)	Prepare Vehicles and Equipment for Redeployment

MISSION: DEPLOY/REDEPLOY

Collective Task(s)

(34-4-0600)	Prepare the All Source Analysis System (ASAS) for Redeployment
(34-4-1200)	Prepare the AN/TSQ-190 (V) Trojan Spirit for Deployment
(34-5-0054)	Prepare the Common Ground Station (CGS) for Redeployment
(34-5-0802)	Establish a Low-Level Voice Intercept Collection Site
(34-5-0914)	Deploy Counterintelligence Team
(34-5-0916)	Redeploy Counterintelligence Team
(34-6-2032)	Conduct Intelligence Functions for Deployment (BDE)
(63-2-8001.34-0001)	Perform Deployment Alert Activities
(63-2-8002.34-0001)	Perform Personnel and Administrative Predeployment Activities
(63-2-8003.34-0001)	Perform Predeployment Training Activities
(63-2-8004.34-0001)	Perform Predeployment Supply Activities
(63-2-8005.34-0001)	Perform Predeployment Maintenance Activities
(63-2-8006.34-0001)	Prepare Vehicles and Equipment for Deployment
(63-2-8007.34-0001)	Prepare Unit for Nontactical Move
(63-2-8008.34-0001)	Conduct Nontactical Road March
(63-2-8009.34-0001)	Perform Sea Port of Embarkation Activities for Deployment
(63-2-8010.34-0001)	Perform Aerial Port of Embarkation Activities for Deployment
(63-2-8011.34-0001)	Perform Aerial Port of Debarkation Activities for Deployment
(63-2-8012.34-0001)	Perform Seaport of Debarkation Activities for Deployment
(63-2-8013.34-0001)	Prepare Equipment Reception Team for Tactical Road March
(63-2-8014.34-0001)	Perform Redeployment Personnel and Administrative Actions
(63-2-8015.34-0001)	Perform Redeployment Training Activities
(63-2-8016.34-0001)	Perform Redeployment Supply Activities
(63-2-8017.34-0001)	Perform Redeployment Maintenance Activities
(63-2-8018.34-0001)	Prepare Vehicles and Equipment for Redeployment
(63-2-8019.34-0001)	Perform Sea Port of Embarkation Activities for Redeployment
(63-2-8020.34-0001)	Perform Aerial Port of Embarkation Activities for Redeployment
(63-2-8021.34-0001)	Perform Aerial Port of Debarkation Activities for Redeployment
(63-2-8022.34-0001)	Perform Home Station Activities
(63-2-8023.34-0001)	Perform Sea Port of Debarkation Activities for Redeployment
(63-2-8024.34-0001)	Perform Demobilization Station Activities
(63-2-8025.34-0001)	Conduct Integration Activities
(63-2-8026.34-0001)	Conduct Staging Activities
(63-2-8027.34-0001)	Plan Unit Mobilization in a Peacetime Environment
(63-2-8028.34-0001)	Plan Unit Deployment Activities Upon Receipt of a Warning Order
(63-2-8029.34-0001)	Plan Unit Redeployment
(71-3-C231.34-0001)	Perform Risk Management Procedures

MISSION: MOVE

Collective Task(s)

(07-3-C211.34-0001)	Move Tactically
(07-3-C227.34-0001)	Perform a Tactical Road March
(07-3-C228.34-0001)	Occupy Assembly Area

(07-3-C229.34-0001)	Perform Passage of Lines
(07-5-1107.34-0001)	Move Tactically (Dismounted)
(07-5-1108.34-0001)	Cross Danger Area
(07-5-1109.34-0001)	Cross Water Obstacle
(07-5-1111.34-0001)	Establish Surveillance Site (Dismounted)
(17-3-1021.34-0001)	Execute Actions on Contact
(34-4-1003)	Conduct Unmanned Aerial Vehicle Recovery Operations
(34-4-1004)	Displace from the Unmanned Aerial Vehicle Launch and Recovery Site
(34-4-1200)	Prepare the AN/TSQ-190 (V) Trojan Spirit for Deployment
(34-5-1117)	Break Contact
(34-6-2018)	Displace the Analysis and Control Team (ACT)
(34-6-2019)	Emplace the Analysis and Control Team (ACT)
(55-2-C324.34-0001)	Conduct a Convoy
(63-2-8007.34-0001)	Prepare Unit for Nontactical Move
(63-2-8008.34-0001)	Conduct Nontactical Road March

MISSION: PROTECT THE FORCE**Collective Task(s)**

(03-2-C310.34-0001)	Conduct a Chemical Survey
(03-2-C312.34-0001)	Conduct Thorough Decontamination Operations
(03-3-C201.34-0001)	Prepare for Operations Under Nuclear, Biological, and Chemical Conditions
(03-3-C202.34-0001)	Prepare for a Chemical Attack
(03-3-C203.34-0001)	Respond to a Chemical Attack
(03-3-C205.34-0001)	Prepare for a Friendly Nuclear Strike
(03-3-C208.34-0001)	Cross a Radiologically Contaminated Area
(03-3-C209.34-0001)	React to Smoke Operations
(03-3-C222.34-0001)	Respond to the Residual Effects of a Nuclear Attack
(03-3-C223.34-0001)	Respond to the Initial Effects of a Nuclear Attack
(03-3-C224.34-0001)	Conduct Operational Decontamination
(03-3-C225.34-0001)	Conduct Chemical Reconnaissance
(03-3-C226.34-0001)	Cross a Chemically Contaminated Area
(05-2-C301.34-0001)	Camouflage Vehicles and Equipment
(05-3-0210.34-0001)	Disable Critical Equipment/Material
(05-3-0301.34-0001)	Construct Wire Entanglements
(05-3-C230.34-0001)	Construct a Protective Obstacle
(05-5-0302.34-0001)	Prepare Crew Served Weapons Fighting Positions
(07-2-C314.34-0001)	Establish Company Defensive Position
(07-3-C212.34-0001)	Defend Unit Position
(07-3-C219.34-0001)	Establish Unit Defense
(07-5-1111.34-0001)	Establish Surveillance Site (Dismounted)
(08-2-0003.34-0001)	Treat Casualties
(08-2-C316.34-0001)	Transport Casualties
(08-2-R303.34-0001)	Conduct Battlefield Stress Reduction and Prevention Procedures
(08-2-R315.34-0001)	Perform Field Sanitation Functions
(12-3-C215.34-0001)	Combat Battlefield Stress
(17-3-1021.34-0001)	Execute Actions on Contact
(19-3-3105.34-0001)	Process Captured Documents and Equipment
(19-3-3106.34-0001)	Handle Enemy Prisoners of War
(34-4-1200)	Prepare the AN/TSQ-190 (V) Trojan Spirit for Deployment
(44-3-C220.34-0001)	Use Passive Air Defense Measures
(44-3-C221.34-0001)	Take Active Combined Arms Air Defense Measures Against Hostile Aerial Platforms
(55-2-C324.34-0001)	Conduct a Convoy
(71-3-C231.34-0001)	Perform Risk Management Procedures
(71-3-C232.34-0001)	Maintain Operations Security

MISSION: PROVIDE INTELLIGENCE SUPPORT

Collective Task(s)

(19-3-3105.34-0001)	Process Captured Documents and Equipment
(34-3-9000)	Execute Collection and Jamming (C&J) Platoon Operations
(34-4-0005)	Prepare Sensors Anti-Intrusion DT-561/GSQ, DT-562/GSQ, and DT-565/GSQ for Operation
(34-4-0006)	Employ the Anti-Intrusion DT-561/GSQ, DT-562/GSQ, and DT-565/GSQ Sensors
(34-4-0007)	Employ Remotely Monitored Battlefield Sensor System (REMBASS)
(34-4-0008)	Emplace Antenna Group OE-239
(34-4-0009)	Prepare the Repeater for Operation
(34-4-0010)	Emplace the Repeater for Operation
(34-4-0011)	Recover the Repeater
(34-4-0012)	Operate the Portable Monitoring Set R-2016
(34-4-0013)	Operate Code Programmer, C-10434/GSQ
(34-4-0014)	Recover the Sensors (Remotely Monitored Battlefield Sensor System (REMBASS))
(34-4-0602)	Conduct All Source Analysis System (ASAS) Operations
(34-4-1000)	Establish the Unmanned Aerial Vehicle Launch & Recovery Site
(34-4-1001)	Conduct Unmanned Aerial Vehicle Launch Operations
(34-4-1002)	Conduct Unmanned Aerial Vehicle Flight Operations
(34-4-1003)	Conduct Unmanned Aerial Vehicle Recovery Operations
(34-4-1004)	Displace from the Unmanned Aerial Vehicle Launch and Recovery Site
(34-5-0003)	Establish the Radar Site (GSR)
(34-5-0004)	Conduct Search with Radar
(34-5-0050)	Establish the Common Ground Station (CGS) Site
(34-5-0051)	Conduct Common Ground Station (CGS) Pre-Mission Activities
(34-5-0052)	Conduct Common Ground Station (CGS) Mission Activities
(34-5-0053)	Conduct Common Ground Station (CGS) Post-Mission Activities
(34-5-0054)	Prepare the Common Ground Station (CGS) for Redeployment
(34-5-0205)	Establish Interrogation Site
(34-5-0214)	Conduct Interrogation Support Operations
(34-5-0800)	Establish an Electronic Support (ES) or Electronic Attack (EA) Site
(34-5-0801)	Conduct Voice Communications Intercept or Radio Direction Finding (RDF) Using AN/TRQ-32A(V)2
(34-5-0802)	Establish a Low-Level Voice Intercept Collection Site
(34-5-0803)	Conduct Voice Communications Intercept or Radio Direction Finding (RDF) Using the AN/PRD-12
(34-5-0804)	Conduct Voice Communications Intercept or Radio Direction Finding (RDF) Using the Prophet (AN/PRD-13(V)2)
(34-5-0805)	Conduct HF OR VHF Electronic Attack (EA) Operations Using AN/TLQ-17A(V)3
(34-5-0806)	Perform Limited Analysis of Reported Information
(34-5-0913)	Prepare for Counterintelligence Operations
(34-5-0915)	Perform Counterintelligence Operations
(34-5-0917)	Use a Linguist While Conducting an Interrogation
(34-6-2003)	Conduct Intelligence Preparation of the Battlefield (IPB) (BDE)
(34-6-2004)	Produce Intelligence Products (BDE)
(34-6-2005)	Disseminate Combat Information and Intelligence (BDE)
(34-6-2009)	Direct Intelligence Operations (BDE)
(34-6-2010)	Maintain the Current Enemy Situation (BDE)
(34-6-2012)	Supervise Intelligence Operations (BDE)
(34-6-2013)	Process Specific Information Requirements (SIR) Data (BDE)
(34-6-2015)	Provide Intelligence Support to Targeting (BDE)
(34-6-2019)	Emplace the Analysis and Control Team (ACT)
(34-6-2020)	Produce a Reconnaissance, Intelligence, Surveillance and Target Acquisition (RISTA) Plan (BDE)
(34-6-2032)	Conduct Intelligence Functions for Deployment (BDE)

MISSION: PROVIDE SECURITY**Collective Task(s)**

(05-3-0301.34-0001)	Construct Wire Entanglements
(05-3-C230.34-0001)	Construct a Protective Obstacle
(05-5-0302.34-0001)	Prepare Crew Served Weapons Fighting Positions
(34-5-0915)	Perform Counterintelligence Operations
(71-3-C232.34-0001)	Maintain Operations Security

MISSION: SUSTAIN/MAINTAIN/RESUPPLY**Collective Task(s)**

(07-3-C212.34-0001)	Defend Unit Position
(08-2-R315.34-0001)	Perform Field Sanitation Functions
(10-2-C317.34-0001)	Provide Food Service Support
(10-2-C318.34-0001)	Perform Unit Graves Registration (GRREG) Operations
(10-2-C319.34-0001)	Receive Airdrop Resupply
(10-2-C320.34-0001)	Provide Company Supply Support
(12-2-C321.34-0001)	Maintain Company Strength
(12-2-C338.34-0001)	Maintain Troop Morale and Combat Capability
(12-3-C216.34-0001)	Maintain Platoon Strength
(17-2-2000.34-0001)	Conduct Assembly Area Activities
(17-3-1030.34-0001)	Rearm/Resupply
(34-3-0001)	Monitor Platoon Operational Status
(34-3-9020)	Execute Service Support Platoon Operations
(34-4-0301)	Repair IEW Equipment in a Unit/DS/GS Maintenance Facility
(34-4-0302)	Control Intelligence and Electronic Warfare Equipment Repair Process in a Unit/Direct Support/General Support Facility
(34-4-0303)	Perform Material Technical Inspection (TI) and Evacuation Operations of IEW Equipment
(34-4-0304)	Repair Intelligence and Electronic Warfare Systems/Equipment at a Forward-Deployed Location
(34-4-0305)	Conduct Intelligence and Electronic Warfare (IEW) Systems Integration Operations
(34-4-0306)	Perform Quality Assurance on IEW Systems Maintenance Operations
(43-2-C322.34-0001)	Perform Unit Level Maintenance
(43-2-C323.34-0001)	Manage Unit Maintenance Operations
(55-2-C324.34-0001)	Conduct a Convoy
(55-2-C325.34-0001)	Receive External Sling Load Resupply
(63-2-8004.34-0001)	Perform Predeployment Supply Activities
(63-2-8005.34-0001)	Perform Predeployment Maintenance Activities
(63-2-8006.34-0001)	Prepare Vehicles and Equipment for Deployment
(63-2-8007.34-0001)	Prepare Unit for Nontactical Move
(63-2-8010.34-0001)	Perform Aerial Port of Embarkation Activities for Deployment
(63-2-8016.34-0001)	Perform Redeployment Supply Activities
(63-2-8017.34-0001)	Perform Redeployment Maintenance Activities
(63-2-8018.34-0001)	Prepare Vehicles and Equipment for Redeployment

Figure 2-2. Collective Task to Missions.

2-3. Supporting References to Collective Tasks Listing. This listing (Figure 2-3), identifies references that provide additional information on each of the Collective Tasks.

BOS: Develop Intelligence

Collective Task: 34-2-9018 Execute MI Company (SEP BDE) Operations

Reference(s)

FM 3-0 OPERATIONS

FM 34-60 COUNTERINTELLIGENCE

FM 34-8 COMBAT COMMANDER'S HANDBOOK ON INTELLIGENCE

FM 34-80 BRIGADE AND BATTALION INTELLIGENCE AND ELECTRONIC WARFARE OPERATIONS

Collective Task: 34-3-0001 Monitor Platoon Operational Status

Reference(s)

FM 34-80 BRIGADE AND BATTALION INTELLIGENCE AND ELECTRONIC WARFARE OPERATIONS

Collective Task: 34-3-9000 Execute Collection and Jamming (C&J) Platoon Operations

Reference(s)

FM 34-13 MILITARY INTELLIGENCE (MI) BATTALION, COMBAT ELECTRONIC WARFARE INTELLIGENCE (CEWI) (DIV) LEADER'S HANDBOOK FOR PLATOONS AND TEAMS

FM 34-3 Intelligence Analysis and Synthesis

FM 34-40-3 TACTICAL SIGNALS INTELLIGENCE (SIGINT) ANALYSIS OPERATIONS

FM 34-40-7 COMMUNICATIONS JAMMING HANDBOOK

FM 34-40-9 DIRECTION FINDING OPERATIONS

FM 34-8 COMBAT COMMANDER'S HANDBOOK ON INTELLIGENCE

FM 34-80 BRIGADE AND BATTALION INTELLIGENCE AND ELECTRONIC WARFARE OPERATIONS

Collective Task: 34-4-0005 Prepare Sensors Anti-Intrusion DT-561/GSQ, DT-562/GSQ, and DT-565/GSQ for
Operation

Reference(s)

REMBASS REMOTELY MONITORED BATTLEFILED SENSOR SYSTEM

STP 34-96R14-SM-TG SOLDIER'S MANUAL AND TRAINER'S GUIDE MOS 96R GROUND SURVEILLANCE SYSTEMS OPERATOR SKILL LEVEL 1/2/3/4

TM 11-6350-220-12 OPERATOR'S AND ORGANIZATIONAL MAINTENANCE MANUAL: SENSOR, ANTI-INTRUSION, DT-561/GSQ, DT-562/GSQ, AND DT-565/GSQ

Collective Task: 34-4-0006 Employ the Anti-Intrusion DT-561/GSQ, DT-562/GSQ, and DT-565/GSQ Sensors

Reference(s)

REMBASS REMOTELY MONITORED BATTLEFILED SENSOR SYSTEM

STP 34-96R14-SM-TG	SOLDIER'S MANUAL AND TRAINER'S GUIDE MOS 96R GROUND SURVEILLANCE SYSTEMS OPERATOR SKILL LEVEL 1/2/3/4
Collective Task: 34-4-0007	Employ Remotely Monitored Battlefield Sensor System (REMBASS)
Reference(s) FM 34-10-1	TACTICS, TECHNIQUES, AND PROCEDURES FOR THE REMOTELY MONITORED BATTLEFIELD SENSOR SYSTEM (REMBASS)
FM 34-80	BRIGADE AND BATTALION INTELLIGENCE AND ELECTRONIC WARFARE OPERATIONS
REMBASS	REMOTELY MONITORED BATTLEFIELD SENSOR SYSTEM
Collective Task: 34-4-0008	Emplace Antenna Group OE-239
Reference(s) FM 34-10-1	TACTICS, TECHNIQUES, AND PROCEDURES FOR THE REMOTELY MONITORED BATTLEFIELD SENSOR SYSTEM (REMBASS)
STP 34-96R14-SM-TG	SOLDIER'S MANUAL AND TRAINER'S GUIDE MOS 96R GROUND SURVEILLANCE SYSTEMS OPERATOR SKILL LEVEL 1/2/3/4
TM 11-5820-867-12	OPERATOR'S AND ORGANIZATIONAL MAINTENANCE MANUAL: SENSOR MONITORING SET AN/GSQ-187 AND ANTENNA GROUP OE-239/GSQ-187
Collective Task: 34-4-0009	Prepare the Repeater for Operation
Reference(s) REMBASS	REMOTELY MONITORED BATTLEFIELD SENSOR SYSTEM
STP 34-96R14-SM-TG	SOLDIER'S MANUAL AND TRAINER'S GUIDE MOS 96R GROUND SURVEILLANCE SYSTEMS OPERATOR SKILL LEVEL 1/2/3/4
Collective Task: 34-4-0010	Emplace the Repeater for Operation
Reference(s) REMBASS	REMOTELY MONITORED BATTLEFIELD SENSOR SYSTEM
STP 34-96R14-SM-TG	SOLDIER'S MANUAL AND TRAINER'S GUIDE MOS 96R GROUND SURVEILLANCE SYSTEMS OPERATOR SKILL LEVEL 1/2/3/4
Collective Task: 34-4-0011	Recover the Repeater
Reference(s) REMBASS	REMOTELY MONITORED BATTLEFIELD SENSOR SYSTEM
STP 34-96R14-SM-TG	SOLDIER'S MANUAL AND TRAINER'S GUIDE MOS 96R GROUND SURVEILLANCE SYSTEMS OPERATOR SKILL LEVEL 1/2/3/4
Collective Task: 34-4-0012	Operate the Portable Monitoring Set R-2016
Reference(s) REMBASS	REMOTELY MONITORED BATTLEFIELD SENSOR SYSTEM
STP 34-96R14-SM-TG	SOLDIER'S MANUAL AND TRAINER'S GUIDE MOS 96R GROUND SURVEILLANCE SYSTEMS OPERATOR SKILL LEVEL 1/2/3/4
TM 11-5820-870-12	OPERATOR'S AND ORGANIZATIONAL MAINTENANCE MANUAL: MONITOR, RADIO FREQUENCY, R-2016/GSQ

Collective Task: 34-4-0013	Operate Code Programmer, C-10434/GSQ
Reference(s) REMBASS	REMOTELY MONITORED BATTLEFILED SENSOR SYSTEM
STP 34-96R14-SM-TG	SOLDIER'S MANUAL AND TRAINER'S GUIDE MOS 96R GROUND SURVEILLANCE SYSTEMS OPERATOR SKILL LEVEL 1/2/3/4
TM 11-6350-288-12	OPERATOR'S AND ORGANIZATIONAL MAINTENANCE MANUAL: PROGRAMMER SET, CODE C-10434/GSQ
Collective Task: 34-4-0014 (REMBASS))	Recover the Sensors (Remotely Monitored Battlefield Sensor System
Reference(s) REMBASS	REMOTELY MONITORED BATTLEFILED SENSOR SYSTEM
Collective Task: 34-4-0600	Prepare the All Source Analysis System (ASAS) for Redeployment
Reference(s) FM 21-26	MAP READING AND LAND NAVIGATION
FM 34-1	INTELLIGENCE AND ELECTRONIC WARFARE OPERATIONS
FM 34-10	Division Intelligence and Electronic Warfare Operations
FM 34-2	COLLECTION MANAGEMENT AND SYNCHRONIZATION PLANNING
FM 34-25	CORPS INTELLIGENCE AND ELECTRONIC WARFARE OPERATIONS
FM 34-3	Intelligence Analysis and Synthesis
FM 34-35	ARMORED CAVALRY REGIMENT AND SEPERATE BRIGADE INTELLIGENCE AND ELECTRONIC WARFARE OPERATIONS
FM 34-8	COMBAT COMMANDER'S HANDBOOK ON INTELLIGENCE
FM 34-80	BRIGADE AND BATTALION INTELLIGENCE AND ELECTRONIC WARFARE OPERATIONS
Collective Task: 34-4-0601	Establish an Operational All Source Analysis System (ASAS) After a Move
Reference(s) FM 21-26	MAP READING AND LAND NAVIGATION
FM 34-1	INTELLIGENCE AND ELECTRONIC WARFARE OPERATIONS
FM 34-10	Division Intelligence and Electronic Warfare Operations
FM 34-25	CORPS INTELLIGENCE AND ELECTRONIC WARFARE OPERATIONS
FM 34-35	ARMORED CAVALRY REGIMENT AND SEPERATE BRIGADE INTELLIGENCE AND ELECTRONIC WARFARE OPERATIONS
FM 34-40-3	TACTICAL SIGNALS INTELLIGENCE (SIGINT) ANALYSIS OPERATIONS
FM 34-8	COMBAT COMMANDER'S HANDBOOK ON INTELLIGENCE

FM 34-80	BRIGADE AND BATTALION INTELLIGENCE AND ELECTRONIC WARFARE OPERATIONS
Collective Task: 34-4-0602	Conduct All Source Analysis System (ASAS) Operations
Reference(s)	
FM 3-0	OPERATIONS
FM 19-30	PHYSICAL SECURITY
FM 21-26	MAP READING AND LAND NAVIGATION
FM 34-1	INTELLIGENCE AND ELECTRONIC WARFARE OPERATIONS
FM 34-10	Division Intelligence and Electronic Warfare Operations
FM 34-130	INTELLIGENCE PREPARATION OF THE BATTLEFIELD
FM 34-2	COLLECTION MANAGEMENT AND SYNCHRONIZATION PLANNING
FM 34-25	CORPS INTELLIGENCE AND ELECTRONIC WARFARE OPERATIONS
FM 34-3	Intelligence Analysis and Synthesis
FM 34-35	ARMORED CAVALRY REGIMENT AND SEPERATE BRIGADE INTELLIGENCE AND ELECTRONIC WARFARE OPERATIONS
FM 34-40-3	TACTICAL SIGNALS INTELLIGENCE (SIGINT) ANALYSIS OPERATIONS
FM 34-54	BATTLEFIELD TECHNICAL INTELLIGENCE
FM 34-8	COMBAT COMMANDER'S HANDBOOK ON INTELLIGENCE
FM 34-80	BRIGADE AND BATTALION INTELLIGENCE AND ELECTRONIC WARFARE OPERATIONS
Collective Task: 34-4-1000	Establish the Unmanned Aerial Vehicle Launch & Recovery Site
Reference(s)	
AR 95-2	AIR TRAFFIC CONTROL, AIRSPACE, AIRFIELDS, FLIGHT ACTIVITIES, AND NAVIGATIONAL AIDS
FM 100-103-1	(ICAC2) MULTI-SERVICE PROCEDURES FOR INTEGRATED COMBAT AIRSPACE COMMAND AND CONTROL
FM 3-0	OPERATIONS
FM 17-98	SCOUT PLATOON
FM 34-1	INTELLIGENCE AND ELECTRONIC WARFARE OPERATIONS
FM 34-2	COLLECTION MANAGEMENT AND SYNCHRONIZATION PLANNING
FM 34-25-2	UNMANNED AERIAL VEHICLES (UAVs)
FM 34-25-3	ALL-SOURCE ANALYSIS SYSTEM AND THE ANALYSIS AND CONTROL ELEMENT
Collective Task: 34-4-1001	Conduct Unmanned Aerial Vehicle Launch Operations

Reference(s)	
AR 95-2	AIR TRAFFIC CONTROL, AIRSPACE, AIRFIELDS, FLIGHT ACTIVITIES, AND NAVIGATIONAL AIDS
FM 100-103-1	(ICAC2) MULTI-SERVICE PROCEDURES FOR INTEGRATED COMBAT AIRSPACE COMMAND AND CONTROL
FM 3-0	OPERATIONS
FM 17-98	SCOUT PLATOON
FM 34-1	INTELLIGENCE AND ELECTRONIC WARFARE OPERATIONS
FM 34-2	COLLECTION MANAGEMENT AND SYNCHRONIZATION PLANNING
FM 34-25-2	UNMANNED AERIAL VEHICLES (UAVs)
FM 34-25-3	ALL-SOURCE ANALYSIS SYSTEM AND THE ANALYSIS AND CONTROL ELEMENT

Collective Task: 34-4-1002 Conduct Unmanned Aerial Vehicle Flight Operations

Reference(s)	
AR 95-2	AIR TRAFFIC CONTROL, AIRSPACE, AIRFIELDS, FLIGHT ACTIVITIES, AND NAVIGATIONAL AIDS
FM 100-103-1	(ICAC2) MULTI-SERVICE PROCEDURES FOR INTEGRATED COMBAT AIRSPACE COMMAND AND CONTROL
FM 3-0	OPERATIONS
FM 17-98	SCOUT PLATOON
FM 34-1	INTELLIGENCE AND ELECTRONIC WARFARE OPERATIONS
FM 34-2	COLLECTION MANAGEMENT AND SYNCHRONIZATION PLANNING
FM 34-25-2	UNMANNED AERIAL VEHICLES (UAVs)
FM 34-25-3	ALL-SOURCE ANALYSIS SYSTEM AND THE ANALYSIS AND CONTROL ELEMENT

Collective Task: 34-4-1003 Conduct Unmanned Aerial Vehicle Recovery Operations

Reference(s)	
AR 95-2	AIR TRAFFIC CONTROL, AIRSPACE, AIRFIELDS, FLIGHT ACTIVITIES, AND NAVIGATIONAL AIDS
FM 100-103-1	(ICAC2) MULTI-SERVICE PROCEDURES FOR INTEGRATED COMBAT AIRSPACE COMMAND AND CONTROL
FM 3-0	OPERATIONS
FM 17-98	SCOUT PLATOON
FM 34-1	INTELLIGENCE AND ELECTRONIC WARFARE OPERATIONS
FM 34-2	COLLECTION MANAGEMENT AND SYNCHRONIZATION PLANNING

FM 34-25-2	UNMANNED AERIAL VEHICLES (UAVs)
FM 34-25-3	ALL-SOURCE ANALYSIS SYSTEM AND THE ANALYSIS AND CONTROL ELEMENT
Collective Task: 34-4-1004	Displace from the Unmanned Aerial Vehicle Launch and Recovery Site
Reference(s) AR 95-2	AIR TRAFFIC CONTROL, AIRSPACE, AIRFIELDS, FLIGHT ACTIVITIES, AND NAVIGATIONAL AIDS
FM 100-103-1	(ICAC2) MULTI-SERVICE PROCEDURES FOR INTEGRATED COMBAT AIRSPACE COMMAND AND CONTROL
FM 3-0	OPERATIONS
FM 17-98	SCOUT PLATOON
FM 34-1	INTELLIGENCE AND ELECTRONIC WARFARE OPERATIONS
FM 34-2	COLLECTION MANAGEMENT AND SYNCHRONIZATION PLANNING
FM 34-25-2	UNMANNED AERIAL VEHICLES (UAVs)
FM 34-25-3	ALL-SOURCE ANALYSIS SYSTEM AND THE ANALYSIS AND CONTROL ELEMENT
Collective Task: 34-4-1200	Prepare the AN/TSQ-190 (V) Trojan Spirit for Deployment
Reference(s) FM 34-1	INTELLIGENCE AND ELECTRONIC WARFARE OPERATIONS
FM 34-10	Division Intelligence and Electronic Warfare Operations
Collective Task: 34-4-1201	Establish the Operational Site (Trojan Spirit)
Reference(s) FM 34-1	INTELLIGENCE AND ELECTRONIC WARFARE OPERATIONS
FM 34-10	Division Intelligence and Electronic Warfare Operations
Collective Task: 34-4-1202	Prepare the AN/TSQ-190 (V) for Operation (Trojan Spirit)
Reference(s) FM 34-1	INTELLIGENCE AND ELECTRONIC WARFARE OPERATIONS
FM 34-10	Division Intelligence and Electronic Warfare Operations
Collective Task: 34-5-0003	Establish the Radar Site (GSR)
Reference(s) FM 34-80	BRIGADE AND BATTALION INTELLIGENCE AND ELECTRONIC WARFARE OPERATIONS
Collective Task: 34-5-0004	Conduct Search with Radar
Reference(s)	

FM 34-80	BRIGADE AND BATTALION INTELLIGENCE AND ELECTRONIC WARFARE OPERATIONS
TM 11-5840-298-12	OPERATOR'S AND ORGANIZATIONAL MAINTENANCE MANUAL (INCLUDING REPAIR PARTS AND SPECIAL TOOLS LISTS): RADAR SETS, AN/PPS-5, AN/PPS-5A, AND AN/PPS-5B
Collective Task: 34-5-0050	Establish the Common Ground Station (CGS) Site
Reference(s)	
FM 34-10	Division Intelligence and Electronic Warfare Operations
FM 34-10-2	INTELLIGENCE AND ELECTRONIC WARFARE (IEW) EQUIPMENT HANDBOOK
FM 34-25	CORPS INTELLIGENCE AND ELECTRONIC WARFARE OPERATIONS
FM 34-25-1	JOINT SURVEILLANCE TARGET ATTACK RADAR SYSTEM (JOINT STARS)
FM 34-25-1A	JOINT SURVEILLANCE TARGET ATTACK RADAR SYSTEM (JOINT STARS)
FM 34-40-3	TACTICAL SIGNALS INTELLIGENCE (SIGINT) ANALYSIS OPERATIONS
FM 34-40-9	DIRECTION FINDING OPERATIONS
FM 34-80	BRIGADE AND BATTALION INTELLIGENCE AND ELECTRONIC WARFARE OPERATIONS
Collective Task: 34-5-0051	Conduct Common Ground Station (CGS) Pre-Mission Activities
Reference(s)	
FM 34-10	Division Intelligence and Electronic Warfare Operations
FM 34-10-2	INTELLIGENCE AND ELECTRONIC WARFARE (IEW) EQUIPMENT HANDBOOK
FM 34-25-1	JOINT SURVEILLANCE TARGET ATTACK RADAR SYSTEM (JOINT STARS)
FM 34-25-1A	JOINT SURVEILLANCE TARGET ATTACK RADAR SYSTEM (JOINT STARS)
FM 34-40-3	TACTICAL SIGNALS INTELLIGENCE (SIGINT) ANALYSIS OPERATIONS
FM 34-8	COMBAT COMMANDER'S HANDBOOK ON INTELLIGENCE
FM 34-80	BRIGADE AND BATTALION INTELLIGENCE AND ELECTRONIC WARFARE OPERATIONS
Collective Task: 34-5-0052	Conduct Common Ground Station (CGS) Mission Activities
Reference(s)	
FM 34-10	Division Intelligence and Electronic Warfare Operations
FM 34-10-2	INTELLIGENCE AND ELECTRONIC WARFARE (IEW) EQUIPMENT HANDBOOK
FM 34-25-1	JOINT SURVEILLANCE TARGET ATTACK RADAR SYSTEM (JOINT STARS)
FM 34-25-1A	JOINT SURVEILLANCE TARGET ATTACK RADAR SYSTEM (JOINT STARS)

FM 34-40-3	TACTICAL SIGNALS INTELLIGENCE (SIGINT) ANALYSIS OPERATIONS
FM 34-8	COMBAT COMMANDER'S HANDBOOK ON INTELLIGENCE
FM 34-80	BRIGADE AND BATTALION INTELLIGENCE AND ELECTRONIC WARFARE OPERATIONS
Collective Task: 34-5-0053	Conduct Common Ground Station (CGS) Post-Mission Activities
Reference(s) FM 34-10	Division Intelligence and Electronic Warfare Operations
FM 34-10-2	INTELLIGENCE AND ELECTRONIC WARFARE (IEW) EQUIPMENT HANDBOOK
FM 34-25-1	JOINT SURVEILLANCE TARGET ATTACK RADAR SYSTEM (JOINT STARS)
FM 34-25-1A	JOINT SURVEILLANCE TARGET ATTACK RADAR SYSTEM (JOINT STARS)
Collective Task: 34-5-0054	Prepare the Common Ground Station (CGS) for Redeployment
Reference(s) FM 34-10	Division Intelligence and Electronic Warfare Operations
FM 34-10-2	INTELLIGENCE AND ELECTRONIC WARFARE (IEW) EQUIPMENT HANDBOOK
FM 34-25-1	JOINT SURVEILLANCE TARGET ATTACK RADAR SYSTEM (JOINT STARS)
FM 34-25-1A	JOINT SURVEILLANCE TARGET ATTACK RADAR SYSTEM (JOINT STARS)
FM 34-80	BRIGADE AND BATTALION INTELLIGENCE AND ELECTRONIC WARFARE OPERATIONS
Collective Task: 34-5-0205	Establish Interrogation Site
Reference(s) FM 34-52	INTELLIGENCE INTERROGATION
Collective Task: 34-5-0214	Conduct Interrogation Support Operations
Reference(s) FM 34-52	INTELLIGENCE INTERROGATION
Collective Task: 34-5-0800	Establish an Electronic Support (ES) or Electronic Attack (EA) Site
Reference(s) FM 34-10	Division Intelligence and Electronic Warfare Operations
FM 34-10-2	INTELLIGENCE AND ELECTRONIC WARFARE (IEW) EQUIPMENT HANDBOOK
FM 34-13	MILITARY INTELLIGENCE (MI) BATTALION, COMBAT ELECTRONIC WARFARE INTELLIGENCE (CEWI) (DIV) LEADER'S HANDBOOK FOR PLATOONS AND TEAMS
FM 34-40-3	TACTICAL SIGNALS INTELLIGENCE (SIGINT) ANALYSIS OPERATIONS
FM 34-40-7	COMMUNICATIONS JAMMING HANDBOOK

FM 34-40-9 DIRECTION FINDING OPERATIONS

FM 34-8 COMBAT COMMANDER'S HANDBOOK ON INTELLIGENCE

Collective Task: 34-5-0801 Conduct Voice Communications Intercept or Radio Direction Finding (RDF)
Using AN/TRQ-32A(V)2

Reference(s)

FM 34-1 INTELLIGENCE AND ELECTRONIC WARFARE OPERATIONS

FM 34-10 Division Intelligence and Electronic Warfare Operations

FM 34-10-2 INTELLIGENCE AND ELECTRONIC WARFARE (IEW) EQUIPMENT HANDBOOK

FM 34-2 COLLECTION MANAGEMENT AND SYNCHRONIZATION PLANNING

FM 34-40-9 DIRECTION FINDING OPERATIONS

Collective Task: 34-5-0803 Conduct Voice Communications Intercept or Radio Direction Finding (RDF)
Using the AN/PRD-12

Reference(s)

FM 34-10 Division Intelligence and Electronic Warfare Operations

FM 34-10-2 INTELLIGENCE AND ELECTRONIC WARFARE (IEW) EQUIPMENT HANDBOOK

FM 34-13 MILITARY INTELLIGENCE (MI) BATTALION, COMBAT ELECTRONIC WARFARE INTELLIGENCE (CEWI) (DIV) LEADER'S HANDBOOK FOR PLATOONS AND TEAMS

FM 34-2 COLLECTION MANAGEMENT AND SYNCHRONIZATION PLANNING

FM 34-40-3 TACTICAL SIGNALS INTELLIGENCE (SIGINT) ANALYSIS OPERATIONS

FM 34-40-9 DIRECTION FINDING OPERATIONS

FM 34-80 BRIGADE AND BATTALION INTELLIGENCE AND ELECTRONIC WARFARE OPERATIONS

Collective Task: 34-5-0804 Conduct Voice Communications Intercept or Radio Direction Finding (RDF)
Using the Prophet (AN/PRD-13(V)2)

Reference(s)

FM 34-10-1 TACTICS, TECHNIQUES, AND PROCEDURES FOR THE REMOTELY MONITORED BATTLEFIELD SENSOR SYSTEM (REMBASS)

FM 34-10-2 INTELLIGENCE AND ELECTRONIC WARFARE (IEW) EQUIPMENT HANDBOOK

FM 34-13 MILITARY INTELLIGENCE (MI) BATTALION, COMBAT ELECTRONIC WARFARE INTELLIGENCE (CEWI) (DIV) LEADER'S HANDBOOK FOR PLATOONS AND TEAMS

FM 34-2 COLLECTION MANAGEMENT AND SYNCHRONIZATION PLANNING

FM 34-40-3 TACTICAL SIGNALS INTELLIGENCE (SIGINT) ANALYSIS OPERATIONS

FM 34-80	BRIGADE AND BATTALION INTELLIGENCE AND ELECTRONIC WARFARE OPERATIONS
Collective Task: 34-5-0805	Conduct HF OR VHF Electronic Attack (EA) Operations Using AN/TLQ-17A(V)3
Reference(s) FM 34-10-2	INTELLIGENCE AND ELECTRONIC WARFARE (IEW) EQUIPMENT HANDBOOK
FM 34-2	COLLECTION MANAGEMENT AND SYNCHRONIZATION PLANNING
FM 34-40-3	TACTICAL SIGNALS INTELLIGENCE (SIGINT) ANALYSIS OPERATIONS
FM 34-40-7	COMMUNICATIONS JAMMING HANDBOOK
FM 34-40-9	DIRECTION FINDING OPERATIONS
FM 34-80	BRIGADE AND BATTALION INTELLIGENCE AND ELECTRONIC WARFARE OPERATIONS
Collective Task: 34-5-0806	Perform Limited Analysis of Reported Information
Reference(s) FM 34-3	Intelligence Analysis and Synthesis
FM 34-40-3	TACTICAL SIGNALS INTELLIGENCE (SIGINT) ANALYSIS OPERATIONS
FM 34-40-9	DIRECTION FINDING OPERATIONS
Collective Task: 34-5-0915	Perform Counterintelligence Operations
Reference(s) AR 380-19	INFORMATION SYSTEMS SECURITY
AR 380-67	PERSONNEL SECURITY PROGRAM
AR 381-10	US ARMY INTELLIGENCE ACTIVITIES
FM 19-30	PHYSICAL SECURITY
FM 34-60	COUNTERINTELLIGENCE
FM 34-7-1	COMMANDER'S HANDBOOK FOR HUMINT COLLECTION IN SASO
Collective Task: 34-5-0917	Use a Linguist While Conducting an Interrogation
Reference(s) AR 611-6	ARMY LINGUIST MANAGEMENT
FM 34-52	INTELLIGENCE INTERROGATION
Collective Task: 34-6-2003	Conduct Intelligence Preparation of the Battlefield (IPB) (BDE)
Reference(s) FM 101-5	STAFF ORGANIZATION AND OPERATIONS
FM 101-5-1	OPERATIONAL TERMS AND GRAPHICS
FM 34-1	INTELLIGENCE AND ELECTRONIC WARFARE OPERATIONS

FM 34-130	INTELLIGENCE PREPARATION OF THE BATTLEFIELD
FM 34-8	COMBAT COMMANDER'S HANDBOOK ON INTELLIGENCE
FM 34-80	BRIGADE AND BATTALION INTELLIGENCE AND ELECTRONIC WARFARE OPERATIONS
Collective Task: 34-6-2004	Produce Intelligence Products (BDE)
Reference(s) FM 101-5	STAFF ORGANIZATION AND OPERATIONS
FM 101-5-1	OPERATIONAL TERMS AND GRAPHICS
FM 34-1	INTELLIGENCE AND ELECTRONIC WARFARE OPERATIONS
FM 34-130	INTELLIGENCE PREPARATION OF THE BATTLEFIELD
FM 34-3	Intelligence Analysis and Synthesis
FM 34-8	COMBAT COMMANDER'S HANDBOOK ON INTELLIGENCE
FM 34-80	BRIGADE AND BATTALION INTELLIGENCE AND ELECTRONIC WARFARE OPERATIONS
Collective Task: 34-6-2005	Disseminate Combat Information and Intelligence (BDE)
Reference(s) FM 101-5	STAFF ORGANIZATION AND OPERATIONS
FM 34-1	INTELLIGENCE AND ELECTRONIC WARFARE OPERATIONS
FM 34-10	Division Intelligence and Electronic Warfare Operations
FM 34-3	Intelligence Analysis and Synthesis
FM 34-8	COMBAT COMMANDER'S HANDBOOK ON INTELLIGENCE
FM 34-80	BRIGADE AND BATTALION INTELLIGENCE AND ELECTRONIC WARFARE OPERATIONS
Collective Task: 34-6-2009	Direct Intelligence Operations (BDE)
Reference(s) FM 101-5	STAFF ORGANIZATION AND OPERATIONS
FM 34-1	INTELLIGENCE AND ELECTRONIC WARFARE OPERATIONS
FM 34-3	Intelligence Analysis and Synthesis
FM 34-8	COMBAT COMMANDER'S HANDBOOK ON INTELLIGENCE
FM 34-80	BRIGADE AND BATTALION INTELLIGENCE AND ELECTRONIC WARFARE OPERATIONS
Collective Task: 34-6-2010	Maintain the Current Enemy Situation (BDE)
Reference(s)	

FM 101-5	STAFF ORGANIZATION AND OPERATIONS
FM 34-1	INTELLIGENCE AND ELECTRONIC WARFARE OPERATIONS
FM 34-130	INTELLIGENCE PREPARATION OF THE BATTLEFIELD
FM 34-2	COLLECTION MANAGEMENT AND SYNCHRONIZATION PLANNING
FM 34-3	Intelligence Analysis and Synthesis
FM 34-8	COMBAT COMMANDER'S HANDBOOK ON INTELLIGENCE
FM 34-80	BRIGADE AND BATTALION INTELLIGENCE AND ELECTRONIC WARFARE OPERATIONS
Collective Task: 34-6-2012	Supervise Intelligence Operations (BDE)
Reference(s)	
FM 34-1	INTELLIGENCE AND ELECTRONIC WARFARE OPERATIONS
FM 34-8	COMBAT COMMANDER'S HANDBOOK ON INTELLIGENCE
FM 34-80	BRIGADE AND BATTALION INTELLIGENCE AND ELECTRONIC WARFARE OPERATIONS
Collective Task: 34-6-2013	Process Specific Information Requirements (SIR) Data (BDE)
Reference(s)	
FM 101-5-1	OPERATIONAL TERMS AND GRAPHICS
FM 34-1	INTELLIGENCE AND ELECTRONIC WARFARE OPERATIONS
FM 34-130	INTELLIGENCE PREPARATION OF THE BATTLEFIELD
FM 34-2	COLLECTION MANAGEMENT AND SYNCHRONIZATION PLANNING
FM 34-3	Intelligence Analysis and Synthesis
FM 34-8	COMBAT COMMANDER'S HANDBOOK ON INTELLIGENCE
FM 34-80	BRIGADE AND BATTALION INTELLIGENCE AND ELECTRONIC WARFARE OPERATIONS
Collective Task: 34-6-2015	Provide Intelligence Support to Targeting (BDE)
Reference(s)	
FM 34-1	INTELLIGENCE AND ELECTRONIC WARFARE OPERATIONS
FM 34-10	Division Intelligence and Electronic Warfare Operations
FM 34-3	Intelligence Analysis and Synthesis
FM 34-8	COMBAT COMMANDER'S HANDBOOK ON INTELLIGENCE
FM 34-80	BRIGADE AND BATTALION INTELLIGENCE AND ELECTRONIC WARFARE OPERATIONS
FM 6-20-10	TACTICS, TECHNIQUES, AND PROCEDURES FOR THE TARGETING PROCESS

- Collective Task:** 34-6-2018 Displace the Analysis and Control Team (ACT)
- Reference(s)**
- FM 34-1 INTELLIGENCE AND ELECTRONIC WARFARE OPERATIONS
 - FM 34-8 COMBAT COMMANDER'S HANDBOOK ON INTELLIGENCE
 - FM 34-80 BRIGADE AND BATTALION INTELLIGENCE AND ELECTRONIC WARFARE OPERATIONS
- Collective Task:** 34-6-2019 Emplace the Analysis and Control Team (ACT)
- Reference(s)**
- FM 34-1 INTELLIGENCE AND ELECTRONIC WARFARE OPERATIONS
 - FM 34-8 COMBAT COMMANDER'S HANDBOOK ON INTELLIGENCE
 - FM 34-80 BRIGADE AND BATTALION INTELLIGENCE AND ELECTRONIC WARFARE OPERATIONS
- Collective Task:** 34-6-2020 Produce a Reconnaissance, Intelligence, Surveillance and Target Acquisition (RISTA) Plan (BDE)
- Reference(s)**
- FM 34-1 INTELLIGENCE AND ELECTRONIC WARFARE OPERATIONS
 - FM 34-130 INTELLIGENCE PREPARATION OF THE BATTLEFIELD
 - FM 34-2 COLLECTION MANAGEMENT AND SYNCHRONIZATION PLANNING
 - FM 34-2-1 TACTICS, TECHNIQUES, AND PROCEDURES FOR RECONNAISSANCE AND SURVEILLANCE AND INTELLIGENCE SUPPORT TO COUNTERRECONNAISSANCE
 - FM 34-8 COMBAT COMMANDER'S HANDBOOK ON INTELLIGENCE
 - FM 34-80 BRIGADE AND BATTALION INTELLIGENCE AND ELECTRONIC WARFARE OPERATIONS

BOS: Deploy/Conduct Maneuver

- Collective Task:** 07-3-C211.34-0001 Move Tactically
- Reference(s)**
- FM 7-10 THE INFANTRY RIFLE COMPANY
 - FM 7-20 THE INFANTRY BATTALION
 - FM 7-7 THE MECHANIZED INFANTRY PLATOON AND SQUAD (APC)
 - STP 7-11B24-SM-TG SOLDIER'S MANUAL, SKILL LEVELS 1/2/3/4 AND TRAINERS GUIDE, CMF11, INFANTRY
- Collective Task:** 07-3-C227.34-0001 Perform a Tactical Road March
- Reference(s)**
- FM 21-18 FOOT MARCHES

FM 7-10 THE INFANTRY RIFLE COMPANY
 FM 7-70 LIGHT INFANTRY PLATOON/SQUAD
 FM 7-8 INFANTRY RIFLE PLATOON AND SQUAD (HOW TO FIGHT)

Collective Task: 07-3-C228.34-0001 Occupy Assembly Area

Reference(s)

FM 20-3 CAMOUFLAGE
 FM 7-10 THE INFANTRY RIFLE COMPANY
 FM 71-1 TANK AND MECHANIZED INFANTRY COMPANY TEAM
 FM 7-7 THE MECHANIZED INFANTRY PLATOON AND SQUAD (APC)
 FM 7-8 INFANTRY RIFLE PLATOON AND SQUAD (HOW TO FIGHT)

Collective Task: 07-3-C229.34-0001 Perform Passage of Lines

Reference(s)

FM 7-10 THE INFANTRY RIFLE COMPANY
 FM 7-7 THE MECHANIZED INFANTRY PLATOON AND SQUAD (APC)
 FM 7-70 LIGHT INFANTRY PLATOON/SQUAD
 FM 7-8 INFANTRY RIFLE PLATOON AND SQUAD (HOW TO FIGHT)

Collective Task: 07-5-1107.34-0001 Move Tactically (Dismounted)

Reference(s)

FM 7-8 INFANTRY RIFLE PLATOON AND SQUAD (HOW TO FIGHT)
 FM 90-13 RIVER CROSSING OPERATIONS
 FM 90-8 COUNTERGUERRILLA OPERATIONS

Collective Task: 07-5-1108.34-0001 Cross Danger Area

Reference(s)

FM 7-8 INFANTRY RIFLE PLATOON AND SQUAD (HOW TO FIGHT)

Collective Task: 07-5-1109.34-0001 Cross Water Obstacle

Reference(s)

FM 7-8 INFANTRY RIFLE PLATOON AND SQUAD (HOW TO FIGHT)
 FM 90-13 RIVER CROSSING OPERATIONS
 FM 90-8 COUNTERGUERRILLA OPERATIONS

Collective Task: 07-5-1111.34-0001 Establish Surveillance Site (Dismounted)

Reference(s)

FM 7-93 LONG-RANGE SURVEILLANCE UNIT OPERATIONS

Collective Task: 17-3-1021.34-0001 Execute Actions on Contact

Reference(s)
FM 17-95 CAVALRY OPERATIONS

Collective Task: 34-5-0802 Establish a Low-Level Voice Intercept Collection Site

Reference(s)
FM 34-10 Division Intelligence and Electronic Warfare Operations

FM 34-10-2 INTELLIGENCE AND ELECTRONIC WARFARE (IEW) EQUIPMENT HANDBOOK

FM 34-13 MILITARY INTELLIGENCE (MI) BATTALION, COMBAT ELECTRONIC WARFARE INTELLIGENCE (CEWI) (DIV) LEADER'S HANDBOOK FOR PLATOONS AND TEAMS

FM 34-40-3 TACTICAL SIGNALS INTELLIGENCE (SIGINT) ANALYSIS OPERATIONS

FM 34-40-9 DIRECTION FINDING OPERATIONS

Collective Task: 34-5-0913 Prepare for Counterintelligence Operations

Reference(s)
FM 34-60 COUNTERINTELLIGENCE

Collective Task: 34-5-0914 Deploy Counterintelligence Team

Reference(s)
FM 34-60 COUNTERINTELLIGENCE

Collective Task: 34-5-0916 Redeploy Counterintelligence Team

Reference(s)
FM 34-60 COUNTERINTELLIGENCE

Collective Task: 34-5-1117 Break Contact

Reference(s)
FM 34-2-1 TACTICS, TECHNIQUES, AND PROCEDURES FOR RECONNAISSANCE AND SURVEILLANCE AND INTELLIGENCE SUPPORT TO COUNTERRECONNAISSANCE

FM 7-8 INFANTRY RIFLE PLATOON AND SQUAD (HOW TO FIGHT)

FM 7-92 THE INFANTRY RECONNAISSANCE PLATOON AND SQUAD (AIRBORNE, AIR ASSAULT, LIGHT INFANTRY) THIS ITEM IS INCLUDED ON EM 0019

Collective Task: 63-2-8001.34-0001 Perform Deployment Alert Activities

Reference(s)
FM 100-17 MOBILIZATION, DEPLOYMENT, REDEPLOYMENT, DEMOBILIZATION HANDBOOK REF 97-1 UNIT MOVEMENT OFFICER HANDBOOK

Collective Task: 63-2-8002.34-0001 Perform Personnel and Administrative Predeployment Activities

Reference(s)
FM 100-17 MOBILIZATION, DEPLOYMENT, REDEPLOYMENT, DEMOBILIZATION

- Collective Task:** 63-2-8003.34-0001 Perform Predeployment Training Activities
- Reference(s)**
 FM 100-17 MOBILIZATION, DEPLOYMENT, REDEPLOYMENT, DEMOBILIZATION
- Collective Task:** 63-2-8004.34-0001 Perform Predeployment Supply Activities
- Reference(s)**
 FM 100-17 MOBILIZATION, DEPLOYMENT, REDEPLOYMENT, DEMOBILIZATION
- Collective Task:** 63-2-8005.34-0001 Perform Predeployment Maintenance Activities
- Reference(s)**
 FM 100-17 MOBILIZATION, DEPLOYMENT, REDEPLOYMENT, DEMOBILIZATION
- Collective Task:** 63-2-8006.34-0001 Prepare Vehicles and Equipment for Deployment
- Reference(s)**
 FM 100-17 MOBILIZATION, DEPLOYMENT, REDEPLOYMENT, DEMOBILIZATION
- HANDBOOK REF 97-1 UNIT MOVEMENT OFFICER HANDBOOK
- Collective Task:** 63-2-8007.34-0001 Prepare Unit for Nontactical Move
- Reference(s)**
 FM 55-10 MOVEMENT CONTROL
- FM 55-30 ARMY MOTOR TRANSPORT UNITS AND OPERATIONS
- HANDBOOK REF 97-1 UNIT MOVEMENT OFFICER HANDBOOK
- Collective Task:** 63-2-8008.34-0001 Conduct Nontactical Road March
- Reference(s)**
 FM 55-10 MOVEMENT CONTROL
- FM 55-30 ARMY MOTOR TRANSPORT UNITS AND OPERATIONS
- HANDBOOK REF 97-1 UNIT MOVEMENT OFFICER HANDBOOK
- Collective Task:** 63-2-8009.34-0001 Perform Sea Port of Embarkation Activities for Deployment
- Reference(s)**
 FM 100-17 MOBILIZATION, DEPLOYMENT, REDEPLOYMENT, DEMOBILIZATION
- FM 55-50 ARMY WATER TRANSPORT OPERATIONS
- HANDBOOK REF 97-1 UNIT MOVEMENT OFFICER HANDBOOK
- Collective Task:** 63-2-8010.34-0001 Perform Aerial Port of Embarkation Activities for Deployment
- Reference(s)**
 FM 100-17 MOBILIZATION, DEPLOYMENT, REDEPLOYMENT, DEMOBILIZATION
- FM 55-10 MOVEMENT CONTROL
- FM 55-12 MOVEMENT OF UNIT IN AIR FORCE AIRCRAFT
- FM 55-9 UNIT AIR MOVEMENT PLANNING

HANDBOOK REF 97-1 UNIT MOVEMENT OFFICER HANDBOOK

Collective Task: 63-2-8011.34-0001 Perform Aerial Port of Debarkation Activities for Deployment

Reference(s)

FM 100-17 MOBILIZATION, DEPLOYMENT, REDEPLOYMENT, DEMOBILIZATION

FM 55-10 MOVEMENT CONTROL

FM 55-12 MOVEMENT OF UNIT IN AIR FORCE AIRCRAFT

FM 55-9 UNIT AIR MOVEMENT PLANNING

HANDBOOK REF 97-1 UNIT MOVEMENT OFFICER HANDBOOK

Collective Task: 63-2-8012.34-0001 Perform Seaport of Debarkation Activities for Deployment

Reference(s)

FM 100-17 MOBILIZATION, DEPLOYMENT, REDEPLOYMENT, DEMOBILIZATION

FM 55-50 ARMY WATER TRANSPORT OPERATIONS

HANDBOOK REF 97-1 UNIT MOVEMENT OFFICER HANDBOOK

Collective Task: 63-2-8013.34-0001 Prepare Equipment Reception Team for Tactical Road March

Reference(s)

FM 100-14 RISK MANAGEMENT

FM 55-10 MOVEMENT CONTROL

FM 63-2-2 COMBAT SERVICE SUPPORT OPERATIONS

HANDBOOK REF 97-1 UNIT MOVEMENT OFFICER HANDBOOK

Collective Task: 63-2-8014.34-0001 Perform Redeployment Personnel and Administrative Actions

Reference(s)

FM 100-17 MOBILIZATION, DEPLOYMENT, REDEPLOYMENT, DEMOBILIZATION

HANDBOOK REF 97-1 UNIT MOVEMENT OFFICER HANDBOOK

Collective Task: 63-2-8015.34-0001 Perform Redeployment Training Activities

Reference(s)

FM 100-17 MOBILIZATION, DEPLOYMENT, REDEPLOYMENT, DEMOBILIZATION

HANDBOOK REF 97-1 UNIT MOVEMENT OFFICER HANDBOOK

Collective Task: 63-2-8016.34-0001 Perform Redeployment Supply Activities

Reference(s)

FM 100-17 MOBILIZATION, DEPLOYMENT, REDEPLOYMENT, DEMOBILIZATION

HANDBOOK REF 97-1 UNIT MOVEMENT OFFICER HANDBOOK

Collective Task: 63-2-8017.34-0001 Perform Redeployment Maintenance Activities

Reference(s)

FM 100-17 MOBILIZATION, DEPLOYMENT, REDEPLOYMENT, DEMOBILIZATION
 HANDBOOK REF 97-1 UNIT MOVEMENT OFFICER HANDBOOK

Collective Task: 63-2-8018.34-0001 Prepare Vehicles and Equipment for Redeployment

Reference(s)

FM 100-17 MOBILIZATION, DEPLOYMENT, REDEPLOYMENT, DEMOBILIZATION
 HANDBOOK REF 97-1 UNIT MOVEMENT OFFICER HANDBOOK

Collective Task: 63-2-8019.34-0001 Perform Sea Port of Embarkation Activities for Redeployment

Reference(s)

FM 100-17 MOBILIZATION, DEPLOYMENT, REDEPLOYMENT, DEMOBILIZATION
 FM 55-1 TRANSPORTATION OPERATIONS
 FM 55-10 MOVEMENT CONTROL
 FM 55-50 ARMY WATER TRANSPORT OPERATIONS
 HANDBOOK REF 97-1 UNIT MOVEMENT OFFICER HANDBOOK

Collective Task: 63-2-8020.34-0001 Perform Aerial Port of Embarkation Activities for Redeployment

Reference(s)

FM 100-17 MOBILIZATION, DEPLOYMENT, REDEPLOYMENT, DEMOBILIZATION
 FM 55-1 TRANSPORTATION OPERATIONS
 FM 55-10 MOVEMENT CONTROL
 FM 55-60 ARMY TERMINAL OPERATIONS
 FM 55-9 UNIT AIR MOVEMENT PLANNING
 HANDBOOK REF 97-1 UNIT MOVEMENT OFFICER HANDBOOK

Collective Task: 63-2-8021.34-0001 Perform Aerial Port of Debarkation Activities for Redeployment

Reference(s)

FM 55-1 TRANSPORTATION OPERATIONS
 FM 55-10 MOVEMENT CONTROL
 FM 55-60 ARMY TERMINAL OPERATIONS
 FM 55-9 UNIT AIR MOVEMENT PLANNING
 HANDBOOK REF 97-1 UNIT MOVEMENT OFFICER HANDBOOK

Collective Task: 63-2-8022.34-0001 Perform Home Station Activities

Reference(s)

DA PAM 360-525 FAMILY ASSISTANCE HANDBOOK FOR MOBILIZATION
 FM 100-17 MOBILIZATION, DEPLOYMENT, REDEPLOYMENT, DEMOBILIZATION

Collective Task: 63-2-8023.34-0001 Perform Sea Port of Debarkation Activities for Redeployment

Reference(s)

FM 100-17 MOBILIZATION, DEPLOYMENT, REDEPLOYMENT, DEMOBILIZATION

FM 55-1 TRANSPORTATION OPERATIONS

FM 55-10 MOVEMENT CONTROL

FM 55-50 ARMY WATER TRANSPORT OPERATIONS

HANDBOOK REF 97-1 UNIT MOVEMENT OFFICER HANDBOOK

Collective Task: 63-2-8024.34-0001 Perform Demobilization Station Activities

Reference(s)

FM 100-17 MOBILIZATION, DEPLOYMENT, REDEPLOYMENT, DEMOBILIZATION

Collective Task: 63-2-8025.34-0001 Conduct Integration Activities

Reference(s)

FM 100-17-3 RECEPTION, STAGING, ONWARD MOVEMENT, AND INTEGRATION

Collective Task: 63-2-8026.34-0001 Conduct Staging Activities

Reference(s)

FM 100-17-3 RECEPTION, STAGING, ONWARD MOVEMENT, AND INTEGRATION

HANDBOOK REF 97-1 UNIT MOVEMENT OFFICER HANDBOOK

Collective Task: 63-2-8027.34-0001 Plan Unit Mobilization in a Peacetime Environment

Reference(s)

FM 100-17 MOBILIZATION, DEPLOYMENT, REDEPLOYMENT, DEMOBILIZATION

FM 100-23 PEACE OPERATIONS

HANDBOOK REF 97-1 UNIT MOVEMENT OFFICER HANDBOOK

Collective Task: 63-2-8028.34-0001 Plan Unit Deployment Activities Upon Receipt of a Warning Order

Reference(s)

FM 100-17 MOBILIZATION, DEPLOYMENT, REDEPLOYMENT, DEMOBILIZATION

FM 55-10 MOVEMENT CONTROL

FM 55-312 MILITARY CONVOY OPERATIONS IN THE CONTINENTAL UNITED STATES

FM 55-9 UNIT AIR MOVEMENT PLANNING

HANDBOOK REF 97-1 UNIT MOVEMENT OFFICER HANDBOOK

Collective Task: 63-2-8029.34-0001 Plan Unit Redeployment

Reference(s)

FM 100-17 MOBILIZATION, DEPLOYMENT, REDEPLOYMENT, DEMOBILIZATION

FM 55-1 TRANSPORTATION OPERATIONS

FM 55-10 MOVEMENT CONTROL
 HANDBOOK REF 97-1 UNIT MOVEMENT OFFICER HANDBOOK

BOS: Protect the Force

Collective Task: 03-2-C310.34-0001 Conduct a Chemical Survey

Reference(s)

FM 3-19 NBC RECONNAISSANCE

FM 3-3 CHEMICAL AND BIOLOGICAL CONTAMINATION AVOIDANCE

Collective Task: 03-2-C312.34-0001 Conduct Thorough Decontamination Operations

Reference(s)

FM 3-100 NBC OPERATIONS

FM 3-3 CHEMICAL AND BIOLOGICAL CONTAMINATION AVOIDANCE

FM 3-4 NBC PROTECTION

FM 3-5 NBC DECONTAMINATION

Collective Task: 03-3-C201.34-0001 Prepare for Operations Under Nuclear, Biological, and Chemical
 Conditions

Reference(s)

FM 3-100 NBC OPERATIONS

FM 3-3 CHEMICAL AND BIOLOGICAL CONTAMINATION AVOIDANCE

FM 3-4 NBC PROTECTION

Collective Task: 03-3-C202.34-0001 Prepare for a Chemical Attack

Reference(s)

FM 3-100 NBC OPERATIONS

FM 3-4 NBC PROTECTION

Collective Task: 03-3-C203.34-0001 Respond to a Chemical Attack

Reference(s)

FM 3-100 NBC OPERATIONS

FM 3-3 CHEMICAL AND BIOLOGICAL CONTAMINATION AVOIDANCE

FM 3-4 NBC PROTECTION

FM 3-5 NBC DECONTAMINATION

Collective Task: 03-3-C205.34-0001 Prepare for a Friendly Nuclear Strike

Reference(s)

FM 3-3 CHEMICAL AND BIOLOGICAL CONTAMINATION AVOIDANCE

FM 3-4 NBC PROTECTION

Collective Task: 03-3-C208.34-0001 Cross a Radiologically Contaminated Area

Reference(s)
FM 3-100 NBC OPERATIONS

FM 3-3 CHEMICAL AND BIOLOGICAL CONTAMINATION AVOIDANCE

FM 3-4 NBC PROTECTION

Collective Task: 03-3-C209.34-0001 React to Smoke Operations

Reference(s)
FM 3-50 SMOKE OPERATIONS

FM 3-50-1 SMOKE UNIT OPERATIONS (FM TBP)

Collective Task: 03-3-C222.34-0001 Respond to the Residual Effects of a Nuclear Attack

Reference(s)
FM 3-100 NBC OPERATIONS

FM 3-3 CHEMICAL AND BIOLOGICAL CONTAMINATION AVOIDANCE

FM 3-4 NBC PROTECTION

Collective Task: 03-3-C223.34-0001 Respond to the Initial Effects of a Nuclear Attack

Reference(s)
FM 3-100 NBC OPERATIONS

FM 3-3 CHEMICAL AND BIOLOGICAL CONTAMINATION AVOIDANCE

FM 3-4 NBC PROTECTION

Collective Task: 03-3-C224.34-0001 Conduct Operational Decontamination

Reference(s)
FM 3-100 NBC OPERATIONS

FM 3-5 NBC DECONTAMINATION

STP 21-1-SMCT SOLDIER'S MANUAL OF COMMON TASKS (SMCT) SKILL LEVEL 1

STP 3-54B2-4-SM-TG-PROP SOLDIER'S MANUAL CHEMICAL OPERATIONS SPECIALIST MOS
54B SKILL LEVEL 2

STP 3-54B2-SM SOLDIER'S MANUAL CHEMICAL OPERATIONS SPECIALIST MOS 54B SKILL
LEVEL 2

Collective Task: 03-3-C225.34-0001 Conduct Chemical Reconnaissance

Reference(s)
ARM PH-32 NBC REFERENCE GUIDE

FM 3-100 NBC OPERATIONS

FM 3-19 NBC RECONNAISSANCE

FM 3-3 CHEMICAL AND BIOLOGICAL CONTAMINATION AVOIDANCE

FM 3-5 NBC DECONTAMINATION

Collective Task: 03-3-C226.34-0001 Cross a Chemically Contaminated Area

Reference(s)
FM 3-3 CHEMICAL AND BIOLOGICAL CONTAMINATION AVOIDANCE

Collective Task: 05-2-C301.34-0001 Camouflage Vehicles and Equipment

Reference(s)
FM 20-3 CAMOUFLAGE

Collective Task: 05-3-0210.34-0001 Disable Critical Equipment/Material

Reference(s)
GTA 5-2-XX-10 DESTROY EQUIPMENT TO PREVENT ENEMY USE

Collective Task: 05-3-0301.34-0001 Construct Wire Entanglements

Reference(s)
5660-00-921-5561 CONCERTINA TAPE

FM 5-100 ENGINEER OPERATIONS

FM 5-102 COUNTERMOBILITY

FM 5-34 ENGINEER FIELD DATA

Collective Task: 05-3-C230.34-0001 Construct a Protective Obstacle

Reference(s)
FM 17-15 TANK PLATOON

FM 5-100 ENGINEER OPERATIONS

FM 5-102 COUNTERMOBILITY

FM 5-34 ENGINEER FIELD DATA

Collective Task: 05-5-0302.34-0001 Prepare Crew Served Weapons Fighting Positions

Reference(s)
FM 23-67 MACHINE GUN, 7.62-MM M60

FM 7-20 THE INFANTRY BATTALION

FM 7-7 THE MECHANIZED INFANTRY PLATOON AND SQUAD (APC)

Collective Task: 07-2-C314.34-0001 Establish Company Defensive Position

Reference(s)
FM 7-10 THE INFANTRY RIFLE COMPANY

FM 7-8 INFANTRY RIFLE PLATOON AND SQUAD (HOW TO FIGHT)

Collective Task: 07-3-C212.34-0001 Defend Unit Position

Reference(s)

FM 7-7 THE MECHANIZED INFANTRY PLATOON AND SQUAD (APC)
FM 7-70 LIGHT INFANTRY PLATOON/SQUAD
FM 7-8 INFANTRY RIFLE PLATOON AND SQUAD (HOW TO FIGHT)

Collective Task: 07-3-C219.34-0001 Establish Unit Defense

Reference(s)

FM 7-7 THE MECHANIZED INFANTRY PLATOON AND SQUAD (APC)
FM 7-70 LIGHT INFANTRY PLATOON/SQUAD
FM 7-8 INFANTRY RIFLE PLATOON AND SQUAD (HOW TO FIGHT)

Collective Task: 11-5-0104.34-0001 Install/Operate/Maintain Frequency Modulated Radio Retransmission Station

Reference(s)

FM 11-32 COMBAT NET RADIO OPERATIONS
FM 20-3 CAMOUFLAGE
FM 24-18 TACTICAL SINGLE-CHANNEL RADIO COMMUNICATIONS TECHNIQUES
FM 24-19 RADIO OPERATOR'S HANDBOOK
FM 24-33 COMMUNICATIONS TECHNIQUES: ELECTRONIC COUNTER-COUNTERMEASURES
FM 24-35 COMMUNICATION-ELECTRONICS OPERATIONS INSTRUCTIONS (CEOI)
FM 24-35-1 SIGNAL SUPPLEMENTAL INSTRUCTIONS
FM 3-4 NBC PROTECTION
FM 3-5 NBC DECONTAMINATION
TM 11-5820-401-10-1 OPERATOR'S MANUAL FOR RADIO SETS...AN/VRC-49
TM 11-5820-401-12 OPERATOR'S AND UNIT MAINTENANCE MANUAL FOR CONTROL RADIO C-22299/VRC AND HANDSET H-250/U

Collective Task: 19-3-3105.34-0001 Process Captured Documents and Equipment

Reference(s)

AR 380-20 THE ARMY COUNTERINTELLIGENCE PROGRAM
STANAG 2084 HANDLING AND REPORTING OF CAPTURED ENEMY EQUIPMENT AND DOCUMENTS
STP 34-97B14-SM-TG SOLDIER'S MANUAL AND TRAINER'S GUIDE MOS 97B COUNTERINTELLIGENCE ASSISTANT/AGENT SKILL LEVEL 1/2/3/4

Collective Task: 19-3-3106.34-0001 Handle Enemy Prisoners of War

Reference(s)

AR 380-20	THE ARMY COUNTERINTELLIGENCE PROGRAM
AR 381-20	US ARMY COUNTERINTELLIGENCE ACTIVITIES
STP 34-97B14-SM-TG	SOLDIER'S MANUAL AND TRAINER'S GUIDE MOS 97B COUNTERINTELLIGENCE ASSISTANT/AGENT SKILL LEVEL 1/2/3/4
STP 34-97E1-SM	SOLDIER'S MANUAL MOS 97E INTERROGATOR SKILL LEVEL 1
STP 34-97E24-SM-TG	SOLDIER'S MANUAL AND TRAINER'S GUIDE MOS 97E INTERROGATOR SKILL LEVELS 2/3/4

Collective Task: 44-3-C220.34-0001 Use Passive Air Defense Measures

Reference(s)	
FM 101-5-1	OPERATIONAL TERMS AND GRAPHICS
FM 20-3	CAMOUFLAGE
FM 44-30	VISUAL AIRCRAFT RECOGNITION
FM 44-8	COMBINED ARMS FOR AIR DEFENSE
FM 55-30	ARMY MOTOR TRANSPORT UNITS AND OPERATIONS

Collective Task: 44-3-C221.34-0001 Take Active Combined Arms Air Defense Measures Against Hostile
Aerial Platforms

Reference(s)	
FM 44-30	VISUAL AIRCRAFT RECOGNITION
FM 44-8	COMBINED ARMS FOR AIR DEFENSE

BOS: Perform CSS and Sustainment

Collective Task: 08-2-0003.34-0001 Treat Casualties

Reference(s)	
AR 350-41	TRAINING IN UNITS
AR 600-8-1	ARMY CASUALTY OPERATIONS/ ASSISTANCE/ INSURANCE
FM 21-11	FIRST AID FOR SOLDIERS
FM 3-4	NBC PROTECTION
FM 3-5	NBC DECONTAMINATION
STP 21-1-SMCT	SOLDIER'S MANUAL OF COMMON TASKS (SMCT) SKILL LEVEL 1
STP 21-24-SMCT	SOLDIER'S MANUAL OF COMMON TASKS (SMCT) SKILL LEVEL 2-4

Collective Task: 08-2-C316.34-0001 Transport Casualties

Reference(s)	
051-E-0006	ENFORCE COMPANY COMPLIANCE WITH HOST-NATION, FEDERAL, STATE, AND LOCAL ENVIRONMENTAL LAWS AND REGULATIONS

AR 385-10	THE ARMY SAFETY PROGRAM
AR 600-8-1	ARMY CASUALTY OPERATIONS/ ASSISTANCE/ INSURANCE
FM 3-0	OPERATIONS
FM 12-6	PERSONNEL DOCTRINE
FM 20-400	MILITARY ENVIRONMENTAL PROTECTION
FM 21-11	FIRST AID FOR SOLDIERS
FM 3-4	NBC PROTECTION
FM 3-5	NBC DECONTAMINATION
FM 57-38	PATHFINDER OPERATIONS
FM 8-10	HEALTH SERVICE SUPPORT IN A THEATER OF OPERATIONS

Collective Task: 08-2-R303.34-0001 Conduct Battlefield Stress Reduction and Prevention Procedures

Reference(s) 158-M-1385	IMPLEMENT MEASURES TO REDUCE OPERATIONAL STRESS
DA PAM 600-63-10	STRESS MANAGEMENT MODULE FOR "FIT TO WIN" PROGRAM
FM 22-51	LEADERS' MANUAL FOR COMBAT STRESS CONTROL
FM 26-2	MANAGEMENT OF STRESS IN ARMY OPERATIONS
FM 3-4	NBC PROTECTION
FM 3-5	NBC DECONTAMINATION

Collective Task: 08-2-R315.34-0001 Perform Field Sanitation Functions

Reference(s) AR 385-10	THE ARMY SAFETY PROGRAM
AR 40-5	PREVENTIVE MEDICINE
FM 21-10	FIELD HYGIENE AND SANITATION
FM 21-10-1	UNIT FIELD SANITATION TEAM
FM 3-4	NBC PROTECTION
FM 3-5	NBC DECONTAMINATION

Collective Task: 10-2-C317.34-0001 Provide Food Service Support

Reference(s) FM 10-23	BASIC DOCTRINE FOR ARMY FIELD FEEDING AND CLASS I OPERATIONS MANAGEMENT
FM 10-23-1	COMMANDER'S GUIDE TO FOOD SERVICE OPERATIONS

Collective Task: 10-2-C318.34-0001 Perform Unit Graves Registration (GRREG) Operations

Reference(s)	
FM 10-63	HANDLING OF DECEASED PERSONNEL IN THEATERS OF OPERATIONS
FM 10-63-1	GRAVES REGISTRATION HANDBOOK
FM 3-4	NBC PROTECTION
FM 3-5	NBC DECONTAMINATION

Collective Task: 10-2-C319.34-0001 Receive Airdrop Resupply

Reference(s)	
FM 100-27	US ARMY/US AIR FORCE FOR JOINT AIRBORNE AND TACTICAL AIRLIFT OPERATIONS
FM 10-27	GENERAL SUPPLY IN THEATERS OF OPERATIONS
FM 10-500-1	AIRDROP SUPPORT OPERATIONS IN A THEATER OF OPERATIONS
FM 10-500-7	AIRDROP DERIGGING AND RECOVERY PROCEDURES

Collective Task: 10-2-C320.34-0001 Provide Company Supply Support

Reference(s)	
AR 710-2	INVENTORY MANAGEMENT SUPPLY POLICY BELOW THE WHOLESALE LEVEL
DA PAM 710-2-1	USING UNIT SUPPLY SYSTEM (MANUAL PROCEDURES)
FM 3-4	NBC PROTECTION
FM 34-35	ARMORED CAVALRY REGIMENT AND SEPERATE BRIGADE INTELLIGENCE AND ELECTRONIC WARFARE OPERATIONS
FM 3-5	NBC DECONTAMINATION

Collective Task: 12-2-C321.34-0001 Maintain Company Strength

Reference(s)	
FM 101-5	STAFF ORGANIZATION AND OPERATIONS
FM 12-15	WARTIME CASUALTY REPORTING
FM 12-6	PERSONNEL DOCTRINE
TC 12-16	PAC NONCOMMISSIONED OFFICER'S GUIDE

Collective Task: 12-2-C338.34-0001 Maintain Troop Morale and Combat Capability

Reference(s)	
FM 21-20	PHYSICAL FITNESS TRAINING
FM 22-9	SOLDIER PERFORMANCE IN CONTINUOUS OPERATIONS
FM 26-2	MANAGEMENT OF STRESS IN ARMY OPERATIONS

Collective Task: 12-3-C215.34-0001 Combat Battlefield Stress

Reference(s) FM 22-9	SOLDIER PERFORMANCE IN CONTINUOUS OPERATIONS
FM 26-2	MANAGEMENT OF STRESS IN ARMY OPERATIONS

Collective Task: 12-3-C216.34-0001 Maintain Platoon Strength

Reference(s) FM 12-15	WARTIME CASUALTY REPORTING
FM 12-6	PERSONNEL DOCTRINE
FM 3-3	CHEMICAL AND BIOLOGICAL CONTAMINATION AVOIDANCE
FM 3-5	NBC DECONTAMINATION
TC 12-16	PAC NONCOMMISSIONED OFFICER'S GUIDE

Collective Task: 34-3-9020 Execute Service Support Platoon Operations

Reference(s) FM 11-41	SIGNAL SUPPORT: ECHELON CORPS AND BELOW (ECB)
FM 11-490-2	ARMY COMMUNICATIONS FACILITIES: TELECOMMUNICATIONS CENTER OPERATING PROCEDURES
FM 11-50	COMBAT COMMUNICATIONS WITHIN THE DIVISION (HEAVY AND LIGHT)

Collective Task: 34-4-0301 Repair IEW Equipment in a Unit/DS/GS Maintenance Facility

Reference(s) AR 710-2	INVENTORY MANAGEMENT SUPPLY POLICY BELOW THE WHOLESALE LEVEL
AR 725-50	REQUISITIONING, RECEIPT, & ISSUE SYSTEM (NG AND USAR ONLY)
AR 750-1	ARMY MATERIAL MAINTENANCE POLICY AND RETAIL MAINTENANCE OPERATIONS

Collective Task: 34-4-0302 Control Intelligence and Electronic Warfare Equipment Repair Process in a Unit/Direct Support/General Support Facility

Reference(s) AR 710-2	INVENTORY MANAGEMENT SUPPLY POLICY BELOW THE WHOLESALE LEVEL
AR 750-1	ARMY MATERIAL MAINTENANCE POLICY AND RETAIL MAINTENANCE OPERATIONS
STP 34-33W14-SM-STP	SOLDIER'S MANUAL OF COMMON TASKS SKILL LEVEL 1

Collective Task: 34-4-0303 Perform Material Technical Inspection (TI) and Evacuation Operations of IEW Equipment

Reference(s) AR 700-138	ARMY LOGISTICS READINESS AND SUSTAINABILITY
AR 725-50	REQUISITIONING, RECEIPT, & ISSUE SYSTEM (NG AND USAR ONLY)
AR 735-5	POLICIES AND PROCEDURES FOR PROPERTY ACCOUNTABILITY

AR 750-1	ARMY MATERIAL MAINTENANCE POLICY AND RETAIL MAINTENANCE OPERATIONS
Collective Task: 34-4-0304	Repair Intelligence and Electronic Warfare Systems/Equipment at a Forward-Deployed Location
Reference(s)	
AR 700-138	ARMY LOGISTICS READINESS AND SUSTAINABILITY
AR 725-50	REQUISITIONING, RECEIPT, & ISSUE SYSTEM (NG AND USAR ONLY)
AR 750-1	ARMY MATERIAL MAINTENANCE POLICY AND RETAIL MAINTENANCE OPERATIONS
DA PAM 710-2-1	USING UNIT SUPPLY SYSTEM (MANUAL PROCEDURES)
DA PAM 710-2-2	SUPPLY SUPPORT ACTIVITY SUPPLY SYSTEM: MANUAL PROCEDURES
DA PAM 750-1	LEADER'S UNIT LEVEL MAINTENANCE HANDBOOK
FM 21-26	MAP READING AND LAND NAVIGATION
FM 24-18	TACTICAL SINGLE-CHANNEL RADIO COMMUNICATIONS TECHNIQUES
FM 24-35	COMMUNICATION-ELECTRONICS OPERATIONS INSTRUCTIONS (CEOI)
FM 43-11	INTERMEDIATE MAINTENANCE OPERATIONS
FM 43-5	UNIT MAINTENANCE OPERATIONS
STP 21-1-SMCT	SOLDIER'S MANUAL OF COMMON TASKS (SMCT) SKILL LEVEL 1
STP 21-24-SMCT	SOLDIER'S MANUAL OF COMMON TASKS (SMCT) SKILL LEVEL 2-4
STP 34-33W14-SM-STP	SOLDIER'S MANUAL OF COMMON TASKS SKILL LEVEL 1
Collective Task: 34-4-0305	Conduct Intelligence and Electronic Warfare (IEW) Systems Integration Operations
Reference(s)	
AR 750-1	ARMY MATERIAL MAINTENANCE POLICY AND RETAIL MAINTENANCE OPERATIONS
Collective Task: 34-4-0306	Perform Quality Assurance on IEW Systems Maintenance Operations
Reference(s)	
AR 385-10	THE ARMY SAFETY PROGRAM
AR 750-1	ARMY MATERIAL MAINTENANCE POLICY AND RETAIL MAINTENANCE OPERATIONS
FM 24-18	TACTICAL SINGLE-CHANNEL RADIO COMMUNICATIONS TECHNIQUES
FM 24-35	COMMUNICATION-ELECTRONICS OPERATIONS INSTRUCTIONS (CEOI)
FM 3-100	NBC OPERATIONS
FM 3-4	NBC PROTECTION

FM 3-5	NBC DECONTAMINATION
FM 43-5	UNIT MAINTENANCE OPERATIONS
STP 21-24-SMCT	SOLDIER'S MANUAL OF COMMON TASKS (SMCT) SKILL LEVEL 2-4

Collective Task: 43-2-C322.34-0001 Perform Unit Level Maintenance

Reference(s)	
AR 220-1	UNIT STATUS REPORTING
AR 385-10	THE ARMY SAFETY PROGRAM
AR 385-30	SAFETY COLOR CODE MARKINGS AND SIGNS
AR 385-40	ACCIDENT REPORTING AND RECORDS
AR 700-138	ARMY LOGISTICS READINESS AND SUSTAINABILITY
AR 750-1	ARMY MATERIAL MAINTENANCE POLICY AND RETAIL MAINTENANCE OPERATIONS
DA PAM 738-750	THE ARMY MAINTENANCE MANAGEMENT SYSTEM (TAMMS)
DA PAM 750-35	FUNCTIONAL USER'S GUIDE FOR MOTOR POOL OPERATIONS
FM 20-22	VEHICLE RECOVERY OPERATIONS
FM 43-5	UNIT MAINTENANCE OPERATIONS

Collective Task: 43-2-C323.34-0001 Manage Unit Maintenance Operations

Reference(s)	
FM 43-5	UNIT MAINTENANCE OPERATIONS

Collective Task: 55-2-C325.34-0001 Receive External Sling Load Resupply

Reference(s)	
101-Y-0003	SUPERVISE SUPPLY OPERATIONS AT THE COMPANY LEVEL
DA PAM 710-2-1	USING UNIT SUPPLY SYSTEM (MANUAL PROCEDURES)
FM 10-15	BASIC DOCTRINE MANUAL FOR SUPPLY AND STORAGE
FM 10-27	GENERAL SUPPLY IN THEATERS OF OPERATIONS
FM 10-27-4	ORGANIZATIONAL SUPPLY FOR UNIT LEADERS
FM 10-60	SUBSISTANCE SUPPLY AND MANAGEMENT IN THEATERS OF OPERATIONS
SUPPLY UPDATE	UNIT SUPPLY UPDATE
SUPPLY UPDATE SB 708-48	UNIT SUPPLY UPDATE SB 708-48
UPDATE 13	UNIT SUPPLY UPDATE
UPDATE 2-14	UNIT SUPPLY UPDATE 2-14

Collective Task: 71-3-C231.34-0001 Perform Risk Management Procedures

Reference(s)	
154-R-6667	SUPERVISE THE IMPLEMENTATION OF THE RISK MANAGEMENT PROCESS AT COMPANY LEVEL
AR 385-10	THE ARMY SAFETY PROGRAM
FM 100-14	RISK MANAGEMENT

BOS: Exercise Command and Control

Collective Task: 11-2-C302.34-0001 Establish and Operate a Single Channel Voice Radio Net with Single Channel Ground and Airborne Radio System (SINCGARS) System Implementation Program (SIP)

Reference(s)	
FM 20-3	CAMOUFLAGE
FM 24-1	SIGNAL SUPPORT IN THE AIRLAND BATTLE
FM 24-18	TACTICAL SINGLE-CHANNEL RADIO COMMUNICATIONS TECHNIQUES
FM 24-33	COMMUNICATIONS TECHNIQUES: ELECTRONIC COUNTER-COUNTERMEASURES
FM 24-35	COMMUNICATION-ELECTRONICS OPERATIONS INSTRUCTIONS (CEOI)
FM 24-35-1	SIGNAL SUPPLEMENTAL INSTRUCTIONS
FM 3-4	NBC PROTECTION
FM 3-5	NBC DECONTAMINATION

Collective Task: 11-3-1102.34-0001 Install/Operate/Maintain a Single Channel Ground and Airborne Radio System (SINCGARS) Frequency Hopping (FH) Net

Reference(s)	
FM 20-3	CAMOUFLAGE
FM 24-18	TACTICAL SINGLE-CHANNEL RADIO COMMUNICATIONS TECHNIQUES
FM 24-19	RADIO OPERATOR'S HANDBOOK
FM 24-33	COMMUNICATIONS TECHNIQUES: ELECTRONIC COUNTER-COUNTERMEASURES
FM 24-35	COMMUNICATION-ELECTRONICS OPERATIONS INSTRUCTIONS (CEOI)
FM 24-35-1	SIGNAL SUPPLEMENTAL INSTRUCTIONS
FM 3-4	NBC PROTECTION
FM 3-5	NBC DECONTAMINATION

Collective Task: 11-3-C302.34-0001 Establish and Operate a Single Channel Voice Radio Net

Reference(s)

FM 24-1	SIGNAL SUPPORT IN THE AIRLAND BATTLE
FM 24-18	TACTICAL SINGLE-CHANNEL RADIO COMMUNICATIONS TECHNIQUES
FM 24-19	RADIO OPERATOR'S HANDBOOK
FM 24-33	COMMUNICATIONS TECHNIQUES: ELECTRONIC COUNTER-COUNTERMEASURES

Collective Task: 11-5-0102.34-0001 Install/Operate/Maintain a Single Channel Voice Radio Station (FM)

Reference(s)

FM 20-3	CAMOUFLAGE
FM 24-18	TACTICAL SINGLE-CHANNEL RADIO COMMUNICATIONS TECHNIQUES
FM 24-19	RADIO OPERATOR'S HANDBOOK
FM 24-33	COMMUNICATIONS TECHNIQUES: ELECTRONIC COUNTER-COUNTERMEASURES
FM 24-35	COMMUNICATION-ELECTRONICS OPERATIONS INSTRUCTIONS (CEOI)
FM 24-35-1	SIGNAL SUPPLEMENTAL INSTRUCTIONS
FM 3-4	NBC PROTECTION
FM 3-5	NBC DECONTAMINATION

Collective Task: 17-2-3808.34-0002 Operate the Company Command Post

Reference(s)

FM 100-1	THE ARMY
FM 100-34	Command and Control
FM 100-34-1	Tactics, Techniques, and Procedures for Command Post Operations
FM 3-0	OPERATIONS
FM 34-35	ARMORED CAVALRY REGIMENT AND SEPERATE BRIGADE INTELLIGENCE AND ELECTRONIC WARFARE OPERATIONS

Collective Task: 34-6-2032 Conduct Intelligence Functions for Deployment (BDE)

Reference(s)

FM 101-5	STAFF ORGANIZATION AND OPERATIONS
FM 34-1	INTELLIGENCE AND ELECTRONIC WARFARE OPERATIONS
FM 34-10	Division Intelligence and Electronic Warfare Operations
FM 34-130	INTELLIGENCE PREPARATION OF THE BATTLEFIELD
FM 34-25	CORPS INTELLIGENCE AND ELECTRONIC WARFARE OPERATIONS
FM 34-3	Intelligence Analysis and Synthesis

FM 71-100 DIVISION OPERATIONS

Collective Task: 55-2-C324.34-0001 Conduct a Convoy

Reference(s)

FM 55-30 ARMY MOTOR TRANSPORT UNITS AND OPERATIONS

FM 9-16 EXPLOSIVE ORDNANCE RECONNAISSANCE

Collective Task: 71-3-C232.34-0001 Maintain Operations Security

Reference(s)

AR 380-5 DEPARTMENT OF THE ARMY INFORMATION SECURITY PROGRAM

AR 530-1 OPERATIONS SECURITY

FM 19-30 PHYSICAL SECURITY

FM 20-3 CAMOUFLAGE

FM 24-18 TACTICAL SINGLE-CHANNEL RADIO COMMUNICATIONS TECHNIQUES

FM 34-60 COUNTERINTELLIGENCE

FM 34-62 COUNTER SIGNAL INTELLIGENCE OPERATIONS

TM 11-5810-256-OP-2 OPERATING PROCEDURES FOR COMMUNICATIONS SECURITY EQUIPMENT TSEC/KY-57 IN WHEEL VEHICLES

TM 11-5810-256-OP-5 OPERATING PROCEDURES FOR COMMUNICATIONS SECURITY EQUIPMENT TSEC/KY-57 IN RETRANS

Figure 2-3. Collective Task to Supporting References.

2-4. Individual Task to Collective Task Listing. This listing (Figure 2-4), identifies the relationship that exists between the Collective Tasks in this publication and the Individual Tasks that support them.

03-2-C310.34-0001 Conduct a Chemical Survey

Enlisted MOS: COM Skill Level: 1

Individual Task(s)

031-503-1013(SL1) DECONTAMINATE YOURSELF AND INDIVIDUAL EQUIPMENT USING CHEMICAL DECONTAMINATING KITS

031-503-1015(SL1) PROTECT YOURSELF FROM NBC INJURY/CONTAMINATION WITH THE APPROPRIATE MISSION-ORIENTED PROTECTIVE POSTURE (MOPP) GEAR

031-503-1035(SL1) PROTECT YOURSELF FROM CHEMICAL/BIOLOGICAL CONTAMINATION USING YOUR ASSIGNED PROTECTIVE MASK

031-503-1037(SL1) DETECT CHEMICAL AGENTS USING M8 OR M9 DETECTOR PAPER

071-326-0503(SL1) Move Over, Through, or Around Obstacles (Except Minefields)

Enlisted MOS: COM Skill Level: 2

Individual Task(s)

031-503-1023(SL2)	PROTECT YOURSELF FROM NBC INJURY/CONTAMINATION WHEN CHANGING MISSION-ORIENTED PROTECTIVE POSTURE (MOPP) GEAR
031-503-2001(SL2)	IDENTIFY CHEMICAL AGENTS USING M256-SERIES CHEMICAL AGENT DETECTOR KIT
031-503-3002(SL2)	CONDUCT UNMASKING PROCEDURES
031-503-3004(SL2)	SUPERVISE THE CROSSING OF A CONTAMINATED AREA
031-503-3008(SL2)	IMPLEMENT MISSION-ORIENTED PROTECTIVE POSTURE
031-506-2061(SL2)	CONDUCT A MASK FIT TEST
850-001-2000(SL2)	Employ Accident Prevention Measures and Risk Mgt Process

Enlisted MOS: COM Skill Level: 3

Individual Task(s)	
850-001-3001(SL3)	Control Mission Safety Hazard

Enlisted MOS: COM Skill Level: 4

Individual Task(s)	
850-001-4001(SL4)	Integrate Risk Mgt Into Platoon

03-2-C312.34-0001Conduct Thorough Decontamination Operations

Enlisted MOS: COM Skill Level: 1

Individual Task(s)	
031-503-1013(SL1)	DECONTAMINATE YOURSELF AND INDIVIDUAL EQUIPMENT USING CHEMICAL DECONTAMINATING KITS
031-503-1015(SL1)	PROTECT YOURSELF FROM NBC INJURY/CONTAMINATION WITH THE APPROPRIATE MISSION-ORIENTED PROTECTIVE POSTURE (MOPP) GEAR
031-503-1019(SL1)	REACT TO CHEMICAL OR BIOLOGICAL HAZARD OR ATTACK
031-503-1035(SL1)	PROTECT YOURSELF FROM CHEMICAL/BIOLOGICAL CONTAMINATION USING YOUR ASSIGNED PROTECTIVE MASK
031-503-1036(SL1)	MAINTAIN YOUR ASSIGNED PROTECTIVE MASK
031-503-1037(SL1)	DETECT CHEMICAL AGENTS USING M8 OR M9 DETECTOR PAPER

Enlisted MOS: COM Skill Level: 2

Individual Task(s)	
031-503-1023(SL2)	PROTECT YOURSELF FROM NBC INJURY/CONTAMINATION WHEN CHANGING MISSION-ORIENTED PROTECTIVE POSTURE (MOPP) GEAR
031-503-2001(SL2)	IDENTIFY CHEMICAL AGENTS USING M256-SERIES CHEMICAL AGENT DETECTOR KIT
031-503-3002(SL2)	CONDUCT UNMASKING PROCEDURES
031-503-3010(SL2)	SUPERVISE EMPLOYMENT OF NUCLEAR, BIOLOGICAL, OR CHEMICAL MARKERS
031-506-1053(SL2)	REPORT NBC INFORMATION USING NBC 4 REPORT
850-001-2000(SL2)	Employ Accident Prevention Measures and Risk Mgt Process

Enlisted MOS: COM Skill Level: 3

Individual Task(s)	
850-001-3001(SL3)	Control Mission Safety Hazard

Enlisted MOS: COM Skill Level: 4

Individual Task(s)
850-001-4001(SL4) Integrate Risk Mgt Into Platoon

03-3-C201.34-0001Prepare for Operations Under Nuclear, Biological, and Chemical Conditions**Enlisted MOS: COM Skill Level: 1**

Individual Task(s)
031-503-1015(SL1) PROTECT YOURSELF FROM NBC INJURY/CONTAMINATION WITH THE APPROPRIATE MISSION-ORIENTED PROTECTIVE POSTURE (MOPP) GEAR
031-503-1035(SL1) PROTECT YOURSELF FROM CHEMICAL/BIOLOGICAL CONTAMINATION USING YOUR ASSIGNED PROTECTIVE MASK
031-503-1036(SL1) MAINTAIN YOUR ASSIGNED PROTECTIVE MASK
031-503-1037(SL1) DETECT CHEMICAL AGENTS USING M8 OR M9 DETECTOR PAPER

Enlisted MOS: COM Skill Level: 2

Individual Task(s)
031-503-1023(SL2) PROTECT YOURSELF FROM NBC INJURY/CONTAMINATION WHEN CHANGING MISSION-ORIENTED PROTECTIVE POSTURE (MOPP) GEAR
031-503-3004(SL2) SUPERVISE THE CROSSING OF A CONTAMINATED AREA
031-503-3008(SL2) IMPLEMENT MISSION-ORIENTED PROTECTIVE POSTURE
031-503-3010(SL2) SUPERVISE EMPLOYMENT OF NUCLEAR, BIOLOGICAL, OR CHEMICAL MARKERS
031-503-4002(SL2) SUPERVISE UNIT PREPARATION FOR NBC ATTACK
850-001-2000(SL2) Employ Accident Prevention Measures and Risk Mgt Process

Enlisted MOS: COM Skill Level: 3

Individual Task(s)
850-001-3001(SL3) Control Mission Safety Hazard

Enlisted MOS: COM Skill Level: 4

Individual Task(s)
850-001-4001(SL4) Integrate Risk Mgt Into Platoon

03-3-C202.34-0001Prepare for a Chemical Attack**Enlisted MOS: COM Skill Level: 1**

Individual Task(s)
031-503-1015(SL1) PROTECT YOURSELF FROM NBC INJURY/CONTAMINATION WITH THE APPROPRIATE MISSION-ORIENTED PROTECTIVE POSTURE (MOPP) GEAR
031-503-1019(SL1) REACT TO CHEMICAL OR BIOLOGICAL HAZARD OR ATTACK
031-503-1035(SL1) PROTECT YOURSELF FROM CHEMICAL/BIOLOGICAL CONTAMINATION USING YOUR ASSIGNED PROTECTIVE MASK
031-503-1037(SL1) DETECT CHEMICAL AGENTS USING M8 OR M9 DETECTOR PAPER

Enlisted MOS: COM Skill Level: 2

Individual Task(s)	
031-503-1023(SL2)	PROTECT YOURSELF FROM NBC INJURY/CONTAMINATION WHEN CHANGING MISSION-ORIENTED PROTECTIVE POSTURE (MOPP) GEAR
031-503-2001(SL2)	IDENTIFY CHEMICAL AGENTS USING M256-SERIES CHEMICAL AGENT DETECTOR KIT
031-503-3008(SL2)	IMPLEMENT MISSION-ORIENTED PROTECTIVE POSTURE
031-503-3010(SL2)	SUPERVISE EMPLOYMENT OF NUCLEAR, BIOLOGICAL, OR CHEMICAL MARKERS
031-503-4002(SL2)	SUPERVISE UNIT PREPARATION FOR NBC ATTACK
850-001-2000(SL2)	Employ Accident Prevention Measures and Risk Mgt Process

Enlisted MOS: COM Skill Level: 3

Individual Task(s)	
850-001-3001(SL3)	Control Mission Safety Hazard

Enlisted MOS: COM Skill Level: 4

Individual Task(s)	
850-001-4001(SL4)	Integrate Risk Mgt Into Platoon

03-3-C203.34-0001Respond to a Chemical Attack

Enlisted MOS: COM Skill Level: 1

Individual Task(s)	
031-503-1013(SL1)	DECONTAMINATE YOURSELF AND INDIVIDUAL EQUIPMENT USING CHEMICAL DECONTAMINATING KITS
031-503-1015(SL1)	PROTECT YOURSELF FROM NBC INJURY/CONTAMINATION WITH THE APPROPRIATE MISSION-ORIENTED PROTECTIVE POSTURE (MOPP) GEAR
031-503-1019(SL1)	REACT TO CHEMICAL OR BIOLOGICAL HAZARD OR ATTACK
031-503-1035(SL1)	PROTECT YOURSELF FROM CHEMICAL/BIOLOGICAL CONTAMINATION USING YOUR ASSIGNED PROTECTIVE MASK
031-503-1037(SL1)	DETECT CHEMICAL AGENTS USING M8 OR M9 DETECTOR PAPER
081-831-1000(SL1)	EVALUATE A CASUALTY
081-831-1044(SL1)	PERFORM FIRST AID FOR NERVE AGENT INJURY
081-831-1046(SL1)	TRANSPORT A CASUALTY

Enlisted MOS: COM Skill Level: 2

Individual Task(s)	
031-503-2001(SL2)	IDENTIFY CHEMICAL AGENTS USING M256-SERIES CHEMICAL AGENT DETECTOR KIT
031-503-3002(SL2)	CONDUCT UNMASKING PROCEDURES
031-503-3004(SL2)	SUPERVISE THE CROSSING OF A CONTAMINATED AREA
031-503-3005(SL2)	SUBMIT NBC 1 REPORT
031-503-3008(SL2)	IMPLEMENT MISSION-ORIENTED PROTECTIVE POSTURE
031-503-3010(SL2)	SUPERVISE EMPLOYMENT OF NUCLEAR, BIOLOGICAL, OR CHEMICAL MARKERS

081-831-0101(SL2) REQUEST MEDICAL EVACUATION
 081-831-1054(SL2) EVACUATE CASUALTIES
 805C-PAD-2060(SL2) Report Casualties
 850-001-2000(SL2) Employ Accident Prevention Measures and Risk Mgt Process

Enlisted MOS: COM Skill Level: 3

Individual Task(s)
 850-001-3001(SL3) Control Mission Safety Hazard

Enlisted MOS: COM Skill Level: 4

Individual Task(s)
 850-001-4001(SL4) Integrate Risk Mgt Into Platoon

03-3-C205.34-0001Prepare for a Friendly Nuclear Strike

Enlisted MOS: COM Skill Level: 1

Individual Task(s)
 031-503-1015(SL1) PROTECT YOURSELF FROM NBC INJURY/CONTAMINATION WITH THE
 APPROPRIATE MISSION-ORIENTED PROTECTIVE POSTURE (MOPP) GEAR
 031-503-1018(SL1) REACT TO NUCLEAR HAZARD OR ATTACK

Enlisted MOS: COM Skill Level: 2

Individual Task(s)
 031-503-1023(SL2) PROTECT YOURSELF FROM NBC INJURY/CONTAMINATION WHEN
 CHANGING MISSION-ORIENTED PROTECTIVE POSTURE (MOPP) GEAR
 031-503-3010(SL2) SUPERVISE EMPLOYMENT OF NUCLEAR, BIOLOGICAL, OR CHEMICAL
 MARKERS
 031-503-4002(SL2) SUPERVISE UNIT PREPARATION FOR NBC ATTACK
 850-001-2000(SL2) Employ Accident Prevention Measures and Risk Mgt Process

Enlisted MOS: COM Skill Level: 3

Individual Task(s)
 031-503-3006 SUPERVISE RADIATION MONITORING
 850-001-3001(SL3) Control Mission Safety Hazard

Enlisted MOS: COM Skill Level: 4

Individual Task(s)
 850-001-4001(SL4) Integrate Risk Mgt Into Platoon

03-3-C208.34-0001Cross a Radiologically Contaminated Area

Enlisted MOS: COM Skill Level: 1

Individual Task(s)

031-503-1015(SL1)	PROTECT YOURSELF FROM NBC INJURY/CONTAMINATION WITH THE APPROPRIATE MISSION-ORIENTED PROTECTIVE POSTURE (MOPP) GEAR
031-503-1018(SL1)	REACT TO NUCLEAR HAZARD OR ATTACK
071-326-0503(SL1)	Move Over, Through, or Around Obstacles (Except Minefields)
071-329-1006(SL1)	Navigate from One Point on the Ground to Another Point While Dismounted
071-329-1030(SL1)	Navigate from One Point on the Ground to Another Point While Mounted

Enlisted MOS: COM Skill Level: 2

Individual Task(s)	
031-503-1023(SL2)	PROTECT YOURSELF FROM NBC INJURY/CONTAMINATION WHEN CHANGING MISSION-ORIENTED PROTECTIVE POSTURE (MOPP) GEAR
031-503-2023(SL2)	MEASURE RADIATION DOSE RATE AND TOTAL DOSE
031-503-3004(SL2)	SUPERVISE THE CROSSING OF A CONTAMINATED AREA
031-503-3010(SL2)	SUPERVISE EMPLOYMENT OF NUCLEAR, BIOLOGICAL, OR CHEMICAL MARKERS
805C-PAD-2060(SL2)	Report Casualties
850-001-2000(SL2)	Employ Accident Prevention Measures and Risk Mgt Process

Enlisted MOS: COM Skill Level: 3

Individual Task(s)	
850-001-3001(SL3)	Control Mission Safety Hazard

Enlisted MOS: COM Skill Level: 4

Individual Task(s)	
850-001-4001(SL4)	Integrate Risk Mgt Into Platoon

03-3-C209.34-0001 React to Smoke Operations

Enlisted MOS: COM Skill Level: 1

Individual Task(s)	
071-326-0503(SL1)	Move Over, Through, or Around Obstacles (Except Minefields)
071-326-0510(SL1)	React to Indirect Fire While Dismounted
071-326-3002(SL1)	React to Indirect Fire While Mounted

Enlisted MOS: COM Skill Level: 2

Individual Task(s)	
850-001-2000(SL2)	Employ Accident Prevention Measures and Risk Mgt Process

Enlisted MOS: COM Skill Level: 3

Individual Task(s)	
850-001-3001(SL3)	Control Mission Safety Hazard

Enlisted MOS: COM Skill Level: 4

Individual Task(s)	
850-001-4001(SL4)	Integrate Risk Mgt Into Platoon

03-3-C222.34-0001 Respond to the Residual Effects of a Nuclear Attack**Enlisted MOS: COM Skill Level: 1**

Individual Task(s)	
031-503-1015(SL1)	PROTECT YOURSELF FROM NBC INJURY/CONTAMINATION WITH THE APPROPRIATE MISSION-ORIENTED PROTECTIVE POSTURE (MOPP) GEAR
031-503-1018(SL1)	REACT TO NUCLEAR HAZARD OR ATTACK
081-831-1005(SL1)	PERFORM FIRST AID TO PREVENT OR CONTROL SHOCK
081-831-1007(SL1)	PERFORM FIRST AID FOR BURNS

Enlisted MOS: COM Skill Level: 2

Individual Task(s)	
031-503-2023(SL2)	MEASURE RADIATION DOSE RATE AND TOTAL DOSE
031-503-4002(SL2)	SUPERVISE UNIT PREPARATION FOR NBC ATTACK
031-506-1053(SL2)	REPORT NBC INFORMATION USING NBC 4 REPORT
805C-PAD-2060(SL2)	Report Casualties
805C-PAD-2461(SL2)	Maintain Accountability of Personnel (Status Report)
850-001-2000(SL2)	Employ Accident Prevention Measures and Risk Mgt Process

Enlisted MOS: COM Skill Level: 3

Individual Task(s)	
031-503-3006	SUPERVISE RADIATION MONITORING
850-001-3001(SL3)	Control Mission Safety Hazard

Enlisted MOS: COM Skill Level: 4

Individual Task(s)	
031-503-4003	CONTROL UNIT RADIATION EXPOSURE
850-001-4001(SL4)	Integrate Risk Mgt Into Platoon

03-3-C223.34-0001 Respond to the Initial Effects of a Nuclear Attack**Enlisted MOS: COM Skill Level: 1**

Individual Task(s)	
031-503-1013(SL1)	DECONTAMINATE YOURSELF AND INDIVIDUAL EQUIPMENT USING CHEMICAL DECONTAMINATING KITS
031-503-1015(SL1)	PROTECT YOURSELF FROM NBC INJURY/CONTAMINATION WITH THE APPROPRIATE MISSION-ORIENTED PROTECTIVE POSTURE (MOPP) GEAR
031-503-1018(SL1)	REACT TO NUCLEAR HAZARD OR ATTACK
081-831-1000(SL1)	EVALUATE A CASUALTY
081-831-1005(SL1)	PERFORM FIRST AID TO PREVENT OR CONTROL SHOCK
081-831-1007(SL1)	PERFORM FIRST AID FOR BURNS
081-831-1016	PUT ON A FIELD OR PRESSURE DRESSING
081-831-1017	PUT ON A TOURNIQUET
081-831-1025(SL1)	PERFORM FIRST AID FOR AN OPEN ABDOMINAL WOUND
081-831-1033(SL1)	PERFORM FIRST AID FOR AN OPEN HEAD WOUND

081-831-1034(SL1)	PERFORM FIRST AID FOR A SUSPECTED FRACTURE
081-831-1042(SL1)	PERFORM MOUTH-TO-MOUTH RESUSCITATION
081-831-1046(SL1)	TRANSPORT A CASUALTY

Enlisted MOS: COM Skill Level: 2

Individual Task(s)	
031-503-1023(SL2)	PROTECT YOURSELF FROM NBC INJURY/CONTAMINATION WHEN CHANGING MISSION-ORIENTED PROTECTIVE POSTURE (MOPP) GEAR
031-503-2023(SL2)	MEASURE RADIATION DOSE RATE AND TOTAL DOSE
031-503-3005(SL2)	SUBMIT NBC 1 REPORT
031-503-3008(SL2)	IMPLEMENT MISSION-ORIENTED PROTECTIVE POSTURE
031-503-3010(SL2)	SUPERVISE EMPLOYMENT OF NUCLEAR, BIOLOGICAL, OR CHEMICAL MARKERS
031-503-4002(SL2)	SUPERVISE UNIT PREPARATION FOR NBC ATTACK
081-831-0101(SL2)	REQUEST MEDICAL EVACUATION
081-831-1054(SL2)	EVACUATE CASUALTIES
091-CLT-4029(SL2)	Supervise Preventive Maintenance Checks and Services (PMCS)
101-92Y-0006(SL2)	Inspect equipment for accountability, cleanliness, and serviceability
805C-PAD-2060(SL2)	Report Casualties
805C-PAD-2461(SL2)	Maintain Accountability of Personnel (Status Report)
850-001-2000(SL2)	Employ Accident Prevention Measures and Risk Mgt Process

Enlisted MOS: COM Skill Level: 3

Individual Task(s)	
031-503-3006	SUPERVISE RADIATION MONITORING
850-001-3001(SL3)	Control Mission Safety Hazard

Enlisted MOS: COM Skill Level: 4

Individual Task(s)	
031-503-4003	CONTROL UNIT RADIATION EXPOSURE
091-CLT-3009(SL4)	Supervise Maintenance Operations
850-001-4001(SL4)	Integrate Risk Mgt Into Platoon

03-3-C224.34-0001 Conduct Operational Decontamination

Enlisted MOS: COM Skill Level: 1

Individual Task(s)	
031-503-1013(SL1)	DECONTAMINATE YOURSELF AND INDIVIDUAL EQUIPMENT USING CHEMICAL DECONTAMINATING KITS
031-503-1015(SL1)	PROTECT YOURSELF FROM NBC INJURY/CONTAMINATION WITH THE APPROPRIATE MISSION-ORIENTED PROTECTIVE POSTURE (MOPP) GEAR
031-503-1024	REPLACE CANISTER ON YOUR M40-SERIES PROTECTIVE MASK
031-503-1034	DECONTAMINATE YOUR INDIVIDUAL EQUIPMENT USING THE M295 INDIVIDUAL EQUIPMENT DECONTAMINATION KIT (IEDK)
031-503-1035(SL1)	PROTECT YOURSELF FROM CHEMICAL/BIOLOGICAL CONTAMINATION USING YOUR ASSIGNED PROTECTIVE MASK
031-503-1036(SL1)	MAINTAIN YOUR ASSIGNED PROTECTIVE MASK
031-503-1037(SL1)	DETECT CHEMICAL AGENTS USING M8 OR M9 DETECTOR PAPER

071-329-1000 IDENTIFY TOPOGRAPHIC SYMBOLS ON A MILITARY MAP
 071-329-1001 IDENTIFY TERRAIN FEATURES ON A MAP
 071-329-1008 MEASURE DISTANCE ON A MAP
 081-831-1044(SL1) PERFORM FIRST AID FOR NERVE AGENT INJURY
 113-571-1022 PERFORM VOICE COMMUNICATIONS
 113-600-2001(SL1) Communicate Via a Tactical Telephone
 113-637-2001(SL1) Communicate via a Tactical Radio

Enlisted MOS: COM Skill Level: 2

Individual Task(s)
 031-503-1023(SL2) PROTECT YOURSELF FROM NBC INJURY/CONTAMINATION WHEN
 CHANGING MISSION-ORIENTED PROTECTIVE POSTURE (MOPP) GEAR
 031-503-2001(SL2) IDENTIFY CHEMICAL AGENTS USING M256-SERIES CHEMICAL AGENT
 DETECTOR KIT
 031-503-3002(SL2) CONDUCT UNMASKING PROCEDURES
 031-503-3008(SL2) IMPLEMENT MISSION-ORIENTED PROTECTIVE POSTURE
 031-503-3010(SL2) SUPERVISE EMPLOYMENT OF NUCLEAR, BIOLOGICAL, OR CHEMICAL
 MARKERS
 031-506-1053(SL2) REPORT NBC INFORMATION USING NBC 4 REPORT
 071-329-1004 DETERMINE THE ELEVATION OF A POINT ON THE GROUND USING A MAP
 091-CLT-4029(SL2) Supervise Preventive Maintenance Checks and Services (PMCS)
 101-92Y-0006(SL2) Inspect equipment for accountability, cleanliness, and serviceability
 113-573-8006 USE AN AUTOMATED SIGNAL OPERATION INSTRUCTION (SOI)
 850-001-2000(SL2) Employ Accident Prevention Measures and Risk Mgt Process

Enlisted MOS: COM Skill Level: 3

Individual Task(s)
 031-503-3006 SUPERVISE RADIATION MONITORING
 031-507-3003 SUPERVISE HASTY DECONTAMINATION
 850-001-3001(SL3) Control Mission Safety Hazard

Enlisted MOS: COM Skill Level: 4

Individual Task(s)
 091-CLT-3009(SL4) Supervise Maintenance Operations
 850-001-4001(SL4) Integrate Risk Mgt Into Platoon

03-3-C225.34-0001 Conduct Chemical Reconnaissance**Enlisted MOS: COM Skill Level: 1**

Individual Task(s)
 031-503-1013(SL1) DECONTAMINATE YOURSELF AND INDIVIDUAL EQUIPMENT USING
 CHEMICAL DECONTAMINATING KITS
 031-503-1015(SL1) PROTECT YOURSELF FROM NBC INJURY/CONTAMINATION WITH THE
 APPROPRIATE MISSION-ORIENTED PROTECTIVE POSTURE (MOPP) GEAR
 031-503-1019(SL1) REACT TO CHEMICAL OR BIOLOGICAL HAZARD OR ATTACK
 031-503-1035(SL1) PROTECT YOURSELF FROM CHEMICAL/BIOLOGICAL CONTAMINATION
 USING YOUR ASSIGNED PROTECTIVE MASK
 031-503-1036(SL1) MAINTAIN YOUR ASSIGNED PROTECTIVE MASK

031-503-1037(SL1) DETECT CHEMICAL AGENTS USING M8 OR M9 DETECTOR PAPER
071-326-0503(SL1) Move Over, Through, or Around Obstacles (Except Minefields)

Enlisted MOS: COM Skill Level: 2

Individual Task(s)
031-503-1023(SL2) PROTECT YOURSELF FROM NBC INJURY/CONTAMINATION WHEN CHANGING MISSION-ORIENTED PROTECTIVE POSTURE (MOPP) GEAR
031-503-2001(SL2) IDENTIFY CHEMICAL AGENTS USING M256-SERIES CHEMICAL AGENT DETECTOR KIT
031-503-3002(SL2) CONDUCT UNMASKING PROCEDURES
031-503-3004(SL2) SUPERVISE THE CROSSING OF A CONTAMINATED AREA
031-503-3008(SL2) IMPLEMENT MISSION-ORIENTED PROTECTIVE POSTURE
031-503-3010(SL2) SUPERVISE EMPLOYMENT OF NUCLEAR, BIOLOGICAL, OR CHEMICAL MARKERS
031-506-1053(SL2) REPORT NBC INFORMATION USING NBC 4 REPORT
850-001-2000(SL2) Employ Accident Prevention Measures and Risk Mgt Process

Enlisted MOS: COM Skill Level: 3

Individual Task(s)
850-001-3001(SL3) Control Mission Safety Hazard

Enlisted MOS: COM Skill Level: 4

Individual Task(s)
850-001-4001(SL4) Integrate Risk Mgt Into Platoon

03-3-C226.34-0001 Cross a Chemically Contaminated Area

Enlisted MOS: COM Skill Level: 1

Individual Task(s)
031-503-1013(SL1) DECONTAMINATE YOURSELF AND INDIVIDUAL EQUIPMENT USING CHEMICAL DECONTAMINATING KITS
031-503-1015(SL1) PROTECT YOURSELF FROM NBC INJURY/CONTAMINATION WITH THE APPROPRIATE MISSION-ORIENTED PROTECTIVE POSTURE (MOPP) GEAR
031-503-1019(SL1) REACT TO CHEMICAL OR BIOLOGICAL HAZARD OR ATTACK
031-503-1035(SL1) PROTECT YOURSELF FROM CHEMICAL/BIOLOGICAL CONTAMINATION USING YOUR ASSIGNED PROTECTIVE MASK
031-503-1036(SL1) MAINTAIN YOUR ASSIGNED PROTECTIVE MASK
031-503-1037(SL1) DETECT CHEMICAL AGENTS USING M8 OR M9 DETECTOR PAPER
071-326-0503(SL1) Move Over, Through, or Around Obstacles (Except Minefields)
071-329-1006(SL1) Navigate from One Point on the Ground to Another Point While Dismounted
071-329-1030(SL1) Navigate from One Point on the Ground to Another Point While Mounted
081-831-1000(SL1) EVALUATE A CASUALTY
081-831-1044(SL1) PERFORM FIRST AID FOR NERVE AGENT INJURY

Enlisted MOS: COM Skill Level: 2

Individual Task(s)

031-503-1023(SL2)	PROTECT YOURSELF FROM NBC INJURY/CONTAMINATION WHEN CHANGING MISSION-ORIENTED PROTECTIVE POSTURE (MOPP) GEAR
031-503-2001(SL2)	IDENTIFY CHEMICAL AGENTS USING M256-SERIES CHEMICAL AGENT DETECTOR KIT
031-503-3002(SL2)	CONDUCT UNMASKING PROCEDURES
031-503-3004(SL2)	SUPERVISE THE CROSSING OF A CONTAMINATED AREA
031-503-3008(SL2)	IMPLEMENT MISSION-ORIENTED PROTECTIVE POSTURE
031-503-3010(SL2)	SUPERVISE EMPLOYMENT OF NUCLEAR, BIOLOGICAL, OR CHEMICAL MARKERS
031-506-1053(SL2)	REPORT NBC INFORMATION USING NBC 4 REPORT
081-831-1054(SL2)	EVACUATE CASUALTIES
805C-PAD-2060(SL2)	Report Casualties
850-001-2000(SL2)	Employ Accident Prevention Measures and Risk Mgt Process

Enlisted MOS: COM Skill Level: 3

Individual Task(s)	
031-503-3004	SUPERVISE THE CROSSING OF A CONTAMINATED AREA
850-001-3001(SL3)	Control Mission Safety Hazard

Enlisted MOS: COM Skill Level: 4

Individual Task(s)	
850-001-4001(SL4)	Integrate Risk Mgt Into Platoon

Officer MOS: COM Skill Level: Pre-Commissioned

Individual Task(s)	
04-3303.01-0034	Navigate Using a Map and Compass

05-2-C301.34-0001 Camouflage Vehicles and Equipment**Enlisted MOS: COM Skill Level: 1**

Individual Task(s)	
052-191-1361(SL1)	CAMOUFLAGE YOURSELF AND YOUR INDIVIDUAL EQUIPMENT
052-191-1362(SL1)	CAMOUFLAGE EQUIPMENT
071-331-0815(SL1)	Practice Noise, Light, and Litter Discipline
301-371-1050(SL1)	IMPLEMENT OPERATIONS SECURITY (OPSEC) MEASURES

Enlisted MOS: COM Skill Level: 2

Individual Task(s)	
850-001-2000(SL2)	Employ Accident Prevention Measures and Risk Mgt Process

Enlisted MOS: COM Skill Level: 3

Individual Task(s)	
850-001-3001(SL3)	Control Mission Safety Hazard

Enlisted MOS: COM Skill Level: 4

Individual Task(s)
850-001-4001(SL4) Integrate Risk Mgt Into Platoon

05-3-0210.34-0001 Disable Critical Equipment/Material

Enlisted MOS: COM Skill Level: 1

Individual Task(s)
301-371-1050(SL1) IMPLEMENT OPERATIONS SECURITY (OPSEC) MEASURES
301-371-1052(SL1) PROTECT CLASSIFIED INFORMATION AND MATERIAL

Enlisted MOS: COM Skill Level: 2

Individual Task(s)
850-001-2000(SL2) Employ Accident Prevention Measures and Risk Mgt Process

Enlisted MOS: COM Skill Level: 3

Individual Task(s)
805C-PAD-3591(SL3) Protect Classified Information and Materials
850-001-3001(SL3) Control Mission Safety Hazard

Enlisted MOS: COM Skill Level: 4

Individual Task(s)
850-001-4001(SL4) Integrate Risk Mgt Into Platoon

05-3-0301.34-0001 Construct Wire Entanglements

Enlisted MOS: COM Skill Level: 2

Individual Task(s)
850-001-2000(SL2) Employ Accident Prevention Measures and Risk Mgt Process

Enlisted MOS: COM Skill Level: 3

Individual Task(s)
052-195-3066(SL3) DIRECT CONSTRUCTION OF NONEXPLOSIVE OBSTACLES
850-001-3001(SL3) Control Mission Safety Hazard

Enlisted MOS: COM Skill Level: 4

Individual Task(s)
159-200-2020(SL4) Integrate threat capabilities into mission planning.
850-001-4001(SL4) Integrate Risk Mgt Into Platoon

Officer MOS: COM Skill Level: Pre-Commissioned

Individual Task(s)
01-1940.00-1001 Supervise Construction of Obstacles

05-3-C230.34-0001 Construct a Protective Obstacle**Enlisted MOS: COM Skill Level: 1**

Individual Task(s)	
071-008-0007(SL1)	Engage Targets with an M16A1 or M16A2 Rifle Using an AN/PAS-13 Series Thermal Sight
071-010-0006(SL1)	Engage Targets with an M249 Machine Gun
071-315-2308(SL1)	Engage Targets with an M16A1 or M16A2 Rifle Using a Night Vision Sight AN/PVS-4
071-325-4425(SL1)	Employ an M18A1 Claymore Mine
071-326-5703(SL1)	Construct Individual Fighting Positions
071-331-0804(SL1)	Perform Surveillance Without the Aid of Electronic Devices
071-331-0852	CLEAR A FIELD OF FIRE
071-710-0006(SL1)	Plan Use of Night Vision Devices

Enlisted MOS: COM Skill Level: 2

Individual Task(s)	
071-326-5704(SL2)	Supervise Construction of a Fighting Position
071-326-5705(SL2)	Establish an Observation Post
071-430-0002(SL2)	Conduct a Defense by a Squad
850-001-2000(SL2)	Employ Accident Prevention Measures and Risk Mgt Process

Enlisted MOS: COM Skill Level: 3

Individual Task(s)	
052-195-3066(SL3)	DIRECT CONSTRUCTION OF NONEXPLOSIVE OBSTACLES
071-410-0019(SL3)	Control Organic Fires
850-001-3001(SL3)	Control Mission Safety Hazard

Enlisted MOS: COM Skill Level: 4

Individual Task(s)	
071-430-0006(SL4)	Conduct a Defense by a Platoon
159-200-2020(SL4)	Integrate threat capabilities into mission planning.
850-001-4001(SL4)	Integrate Risk Mgt Into Platoon

Officer MOS: COM Skill Level: Pre-Commissioned

Individual Task(s)	
01-1940.00-1001	Supervise Construction of Obstacles

05-5-0302.34-0001 Prepare Crew Served Weapons Fighting Positions**Enlisted MOS: COM Skill Level: 1**

Individual Task(s)	
052-191-1361(SL1)	CAMOUFLAGE YOURSELF AND YOUR INDIVIDUAL EQUIPMENT
071-022-0015(SL1)	Prepare a Range Card for a Caliber .50 M2 Machine Gun

071-312-3007(SL1) Prepare a Range Card for an M60 Machine Gun
071-312-4032(SL1) Prepare a Range Card for an M249 Machine Gun
071-331-0852CLEAR A FIELD OF FIRE

Enlisted MOS: COM Skill Level: 2

Individual Task(s)
071-326-5704(SL2) Supervise Construction of a Fighting Position
071-430-0002(SL2) Conduct a Defense by a Squad
850-001-2000(SL2) Employ Accident Prevention Measures and Risk Mgt Process

Enlisted MOS: COM Skill Level: 3

Individual Task(s)
850-001-3001(SL3) Control Mission Safety Hazard

Enlisted MOS: COM Skill Level: 4

Individual Task(s)
071-430-0006(SL4) Conduct a Defense by a Platoon
159-200-2020(SL4) Integrate threat capabilities into mission planning.
850-001-4001(SL4) Integrate Risk Mgt Into Platoon

07-2-C314.34-0001Establish Company Defensive Position

Enlisted MOS: COM Skill Level: 1

Individual Task(s)
071-008-0007(SL1) Engage Targets with an M16A1 or M16A2 Rifle Using an AN/PAS-13 Series Thermal Sight
071-010-0006(SL1) Engage Targets with an M249 Machine Gun
071-022-0015(SL1) Prepare a Range Card for a Caliber .50 M2 Machine Gun
071-100-0003(SL1) Engage Targets with an M4 or M4A1 Carbine
071-311-2130(SL1) Engage Targets with an M203 Grenade Launcher
071-312-3007(SL1) Prepare a Range Card for an M60 Machine Gun
071-312-3031(SL1) Engage Targets with an M60 Machine Gun
071-312-4032(SL1) Prepare a Range Card for an M249 Machine Gun
071-315-2308(SL1) Engage Targets with an M16A1 or M16A2 Rifle Using a Night Vision Sight AN/PVS-4
071-325-4407(SL1) Employ Hand Grenades
071-325-4425(SL1) Employ an M18A1 Claymore Mine
071-326-0510(SL1) React to Indirect Fire While Dismounted
071-326-3002(SL1) React to Indirect Fire While Mounted
071-326-5703(SL1) Construct Individual Fighting Positions
071-331-0804(SL1) Perform Surveillance Without the Aid of Electronic Devices
071-331-0815(SL1) Practice Noise, Light, and Litter Discipline
071-710-0006(SL1) Plan Use of Night Vision Devices
081-831-1000(SL1) EVALUATE A CASUALTY
081-831-1005(SL1) PERFORM FIRST AID TO PREVENT OR CONTROL SHOCK
081-831-1025(SL1) PERFORM FIRST AID FOR AN OPEN ABDOMINAL WOUND
081-831-1026(SL1) PERFORM FIRST AID FOR AN OPEN CHEST WOUND
081-831-1032(SL1) PERFORM FIRST AID FOR BLEEDING OF AN EXTREMITY

081-831-1033(SL1)	PERFORM FIRST AID FOR AN OPEN HEAD WOUND
081-831-1034(SL1)	PERFORM FIRST AID FOR A SUSPECTED FRACTURE
081-831-1042(SL1)	PERFORM MOUTH-TO-MOUTH RESUSCITATION
081-831-1046(SL1)	TRANSPORT A CASUALTY

Enlisted MOS: COM Skill Level: 2

Individual Task(s)	
061-283-6003(SL2)	ADJUST INDIRECT FIRE
071-326-5704(SL2)	Supervise Construction of a Fighting Position
071-326-5705(SL2)	Establish an Observation Post
071-430-0002(SL2)	Conduct a Defense by a Squad
081-831-0101(SL2)	REQUEST MEDICAL EVACUATION
081-831-1054(SL2)	EVACUATE CASUALTIES
441-091-2000(SL2)	Defend Against Air Attack (Active)
805C-PAD-2060(SL2)	Report Casualties
805C-PAD-2461(SL2)	Maintain Accountability of Personnel (Status Report)
850-001-2000(SL2)	Employ Accident Prevention Measures and Risk Mgt Process

Enlisted MOS: COM Skill Level: 3

Individual Task(s)	
052-195-3066(SL3)	DIRECT CONSTRUCTION OF NONEXPLOSIVE OBSTACLES
071-410-0019(SL3)	Control Organic Fires
071-430-0003(SL3)	Consolidate a Squad Following Enemy Contact While in the Defense
071-430-0004(SL3)	Reorganize a Squad Following Enemy Contact While in the Defense
101-92Y-0002(SL3)	Plan Tactical Re-Supply Operations
441-091-3000(SL3)	Supervise the Implementation of Air Defense Measures
850-001-3001(SL3)	Control Mission Safety Hazard

Enlisted MOS: COM Skill Level: 4

Individual Task(s)	
071-326-5775(SL4)	Coordinate with an Adjacent Platoon
071-430-0006(SL4)	Conduct a Defense by a Platoon
071-430-0007(SL4)	Consolidate a Platoon Following Enemy Contact While in the Defense
071-430-0008(SL4)	Reorganize a Platoon Following Enemy Contact While in the Defense
159-200-2020(SL4)	Integrate threat capabilities into mission planning.
191-379-5402(SL4)	PREPARE A PATROL DISTRIBUTION PLAN
191-380-0109(SL4)	PLAN PATROL ACTIVITIES
850-001-4001(SL4)	Integrate Risk Mgt Into Platoon

Officer MOS: COM Skill Level: Pre-Commissioned

Individual Task(s)	
01-3301.02-0011	Defend a Company Position
04-3302.01-0003	Conduct a Reconnaissance
04-3306.01-0008	Analyze Terrain

07-3-C211.34-0001Move Tactically

Enlisted MOS: COM Skill Level: 1

Individual Task(s)	
071-326-0502(SL1)	Move Under Direct Fire
071-326-0503(SL1)	Move Over, Through, or Around Obstacles (Except Minefields)
071-326-0510(SL1)	React to Indirect Fire While Dismounted
071-326-3002(SL1)	React to Indirect Fire While Mounted
071-329-1006(SL1)	Navigate from One Point on the Ground to Another Point While Dismounted
071-329-1030(SL1)	Navigate from One Point on the Ground to Another Point While Mounted

Enlisted MOS: COM Skill Level: 2

Individual Task(s)	
071-326-0515	SELECT A MOVEMENT ROUTE USING A MAP
850-001-2000(SL2)	Employ Accident Prevention Measures and Risk Mgt Process

Enlisted MOS: COM Skill Level: 3

Individual Task(s)	
850-001-3001(SL3)	Control Mission Safety Hazard

Enlisted MOS: COM Skill Level: 4

Individual Task(s)	
071-326-5630	CONDUCT MOVEMENT TECHNIQUES BY A PLATOON
191-380-0109(SL4)	PLAN PATROL ACTIVITIES
850-001-4001(SL4)	Integrate Risk Mgt Into Platoon

Officer MOS: COM Skill Level: Pre-Commissioned

Individual Task(s)	
04-3306.01-0001	Control Movement Techniques

07-3-C212.34-0001Defend Unit Position

Enlisted MOS: COM Skill Level: 1

Individual Task(s)	
071-008-0007(SL1)	Engage Targets with an M16A1 or M16A2 Rifle Using an AN/PAS-13 Series Thermal Sight
071-010-0006(SL1)	Engage Targets with an M249 Machine Gun
071-022-0015(SL1)	Prepare a Range Card for a Caliber .50 M2 Machine Gun
071-100-0003(SL1)	Engage Targets with an M4 or M4A1 Carbine
071-311-2130(SL1)	Engage Targets with an M203 Grenade Launcher
071-312-4032(SL1)	Prepare a Range Card for an M249 Machine Gun
071-313-3454(SL1)	Engage Targets with a Caliber .50 M2 Machine Gun
071-315-2308(SL1)	Engage Targets with an M16A1 or M16A2 Rifle Using a Night Vision Sight AN/PVS-4
071-325-4407(SL1)	Employ Hand Grenades
071-325-4425(SL1)	Employ an M18A1 Claymore Mine
071-326-0510(SL1)	React to Indirect Fire While Dismounted
071-326-0511(SL1)	React to Flares

071-326-3002(SL1)	React to Indirect Fire While Mounted
071-326-5703(SL1)	Construct Individual Fighting Positions
071-410-0002(SL1)	React to Direct Fire While Mounted

Enlisted MOS: COM Skill Level: 2

Individual Task(s)	
061-283-6003(SL2)	ADJUST INDIRECT FIRE
071-326-5502(SL2)	Issue a Fragmentary Order
071-326-5505(SL2)	Issue an Oral Operation Order
071-326-5704(SL2)	Supervise Construction of a Fighting Position
071-326-5705(SL2)	Establish an Observation Post
071-430-0002(SL2)	Conduct a Defense by a Squad
805C-PAD-2060(SL2)	Report Casualties
850-001-2000(SL2)	Employ Accident Prevention Measures and Risk Mgt Process

Enlisted MOS: COM Skill Level: 3

Individual Task(s)	
071-430-0003(SL3)	Consolidate a Squad Following Enemy Contact While in the Defense
071-430-0004(SL3)	Reorganize a Squad Following Enemy Contact While in the Defense
850-001-3001(SL3)	Control Mission Safety Hazard

Enlisted MOS: COM Skill Level: 4

Individual Task(s)	
071-326-5775(SL4)	Coordinate with an Adjacent Platoon
071-430-0006(SL4)	Conduct a Defense by a Platoon
071-430-0007(SL4)	Consolidate a Platoon Following Enemy Contact While in the Defense
071-430-0008(SL4)	Reorganize a Platoon Following Enemy Contact While in the Defense
850-001-4001(SL4)	Integrate Risk Mgt Into Platoon

07-3-C219.34-0001 Establish Unit Defense**Enlisted MOS: COM Skill Level: 1**

Individual Task(s)	
052-191-1361(SL1)	CAMOUFLAGE YOURSELF AND YOUR INDIVIDUAL EQUIPMENT
052-191-1362(SL1)	CAMOUFLAGE EQUIPMENT
071-022-0015(SL1)	Prepare a Range Card for a Caliber .50 M2 Machine Gun
071-030-0002(SL1)	Prepare a Range Card for an MK19 Machine Gun
071-312-4032(SL1)	Prepare a Range Card for an M249 Machine Gun
071-325-4407(SL1)	Employ Hand Grenades
071-325-4425(SL1)	Employ an M18A1 Claymore Mine
071-326-0513(SL1)	Select Temporary Fighting Positions
071-326-5703(SL1)	Construct Individual Fighting Positions
071-331-0804(SL1)	Perform Surveillance Without the Aid of Electronic Devices
071-710-0006(SL1)	Plan Use of Night Vision Devices
113-600-2001(SL1)	Communicate Via a Tactical Telephone

Enlisted MOS: COM Skill Level: 2

Individual Task(s)
061-283-6003(SL2) ADJUST INDIRECT FIRE
071-326-5704(SL2) Supervise Construction of a Fighting Position
071-326-5705(SL2) Establish an Observation Post
071-430-0002(SL2) Conduct a Defense by a Squad
850-001-2000(SL2) Employ Accident Prevention Measures and Risk Mgt Process

Enlisted MOS: COM Skill Level: 3

Individual Task(s)
052-195-3066(SL3) DIRECT CONSTRUCTION OF NONEXPLOSIVE OBSTACLES
071-720-0015(SL3) Conduct an Area Reconnaissance by a Platoon
850-001-3001(SL3) Control Mission Safety Hazard

Enlisted MOS: COM Skill Level: 4

Individual Task(s)
071-326-5775(SL4) Coordinate with an Adjacent Platoon
071-430-0006(SL4) Conduct a Defense by a Platoon
159-200-2020(SL4) Integrate threat capabilities into mission planning.
191-380-0109(SL4) PLAN PATROL ACTIVITIES
850-001-4001(SL4) Integrate Risk Mgt Into Platoon

07-3-C227.34-0001 Perform a Tactical Road March

Enlisted MOS: COM Skill Level: 1

Individual Task(s)
071-326-0510(SL1) React to Indirect Fire While Dismounted
071-326-3002(SL1) React to Indirect Fire While Mounted
071-329-1006(SL1) Navigate from One Point on the Ground to Another Point While Dismounted
071-329-1030(SL1) Navigate from One Point on the Ground to Another Point While Mounted
113-637-2001(SL1) Communicate via a Tactical Radio
551-88M-0005(SL1) Operate a Vehicle in a Convoy

Enlisted MOS: COM Skill Level: 2

Individual Task(s)
071-326-0608(SL2) Use Visual Signaling Techniques
071-329-1019(SL2) Use a Map Overlay
191-379-4407(SL2) PLAN CONVOY SECURITY OPERATIONS
850-001-2000(SL2) Employ Accident Prevention Measures and Risk Mgt Process

Enlisted MOS: COM Skill Level: 3

Individual Task(s)
071-326-3013(SL3) CONDUCT A TACTICAL ROAD MARCH
071-326-5805(SL3) Conduct a Route Reconnaissance Mission
551-88M-0001(SL3) Lead a Convoy Serial/March Unit
850-001-3001(SL3) Control Mission Safety Hazard

Enlisted MOS: COM Skill Level: 4

Individual Task(s)
850-001-4001(SL4) Integrate Risk Mgt Into Platoon

07-3-C228.34-0001 Occupy Assembly Area**Enlisted MOS: COM Skill Level: 1**

Individual Task(s)
052-191-1361(SL1) CAMOUFLAGE YOURSELF AND YOUR INDIVIDUAL EQUIPMENT
052-191-1362(SL1) CAMOUFLAGE EQUIPMENT
052-192-1135(SL1) LOCATE MINES BY PROBING
071-022-0015(SL1) Prepare a Range Card for a Caliber .50 M2 Machine Gun
071-030-0002(SL1) Prepare a Range Card for an MK19 Machine Gun
071-312-4032(SL1) Prepare a Range Card for an M249 Machine Gun
071-326-0503(SL1) Move Over, Through, or Around Obstacles (Except Minefields)
071-326-0513(SL1) Select Temporary Fighting Positions
071-326-5703(SL1) Construct Individual Fighting Positions
071-329-1006(SL1) Navigate from One Point on the Ground to Another Point While Dismounted
071-329-1030(SL1) Navigate from One Point on the Ground to Another Point While Mounted
071-331-0815(SL1) Practice Noise, Light, and Litter Discipline
071-710-0006(SL1) Plan Use of Night Vision Devices
113-600-2001(SL1) Communicate Via a Tactical Telephone
113-637-2001(SL1) Communicate via a Tactical Radio

Enlisted MOS: COM Skill Level: 2

Individual Task(s)
031-503-3008(SL2) IMPLEMENT MISSION-ORIENTED PROTECTIVE POSTURE
071-326-5704(SL2) Supervise Construction of a Fighting Position
071-326-5705(SL2) Establish an Observation Post
071-430-0002(SL2) Conduct a Defense by a Squad
805C-PAD-2461(SL2) Maintain Accountability of Personnel (Status Report)
850-001-2000(SL2) Employ Accident Prevention Measures and Risk Mgt Process

Enlisted MOS: COM Skill Level: 3

Individual Task(s)
071-410-0012(SL3) Conduct Occupation of an Assembly Area
850-001-3001(SL3) Control Mission Safety Hazard

Enlisted MOS: COM Skill Level: 4

Individual Task(s)
071-326-5775(SL4) Coordinate with an Adjacent Platoon
071-430-0006(SL4) Conduct a Defense by a Platoon
850-001-4001(SL4) Integrate Risk Mgt Into Platoon

07-3-C229.34-0001 Perform Passage of Lines

Enlisted MOS: COM Skill Level: 1

Individual Task(s)	
071-329-1006(SL1)	Navigate from One Point on the Ground to Another Point While Dismounted
071-329-1030(SL1)	Navigate from One Point on the Ground to Another Point While Mounted
113-637-2001(SL1)	Communicate via a Tactical Radio
301-371-1000(SL1)	REPORT INTELLIGENCE INFORMATION
301-371-1052(SL1)	PROTECT CLASSIFIED INFORMATION AND MATERIAL

Enlisted MOS: COM Skill Level: 2

Individual Task(s)	
071-326-5502(SL2)	Issue a Fragmentary Order
071-326-5505(SL2)	Issue an Oral Operation Order
551-88N-0002(SL2)	Prepare for Unit Movement
850-001-2000(SL2)	Employ Accident Prevention Measures and Risk Mgt Process

Enlisted MOS: COM Skill Level: 3

Individual Task(s)	
071-326-3013(SL3)	CONDUCT A TACTICAL ROAD MARCH
071-326-5805(SL3)	Conduct a Route Reconnaissance Mission
551-88N-0004(SL3)	Coordinate Unit Movement
850-001-3001(SL3)	Control Mission Safety Hazard

Enlisted MOS: COM Skill Level: 4

Individual Task(s)	
071-326-5775(SL4)	Coordinate with an Adjacent Platoon
551-88N-0003(SL4)	Plan Unit Move
850-001-4001(SL4)	Integrate Risk Mgt Into Platoon

07-5-1107.34-0001 Move Tactically (Dismounted)

Enlisted MOS: COM Skill Level: 1

Individual Task(s)	
031-503-1013(SL1)	DECONTAMINATE YOURSELF AND INDIVIDUAL EQUIPMENT USING CHEMICAL DECONTAMINATING KITS
031-503-1015(SL1)	PROTECT YOURSELF FROM NBC INJURY/CONTAMINATION WITH THE APPROPRIATE MISSION-ORIENTED PROTECTIVE POSTURE (MOPP) GEAR
031-503-1018(SL1)	REACT TO NUCLEAR HAZARD OR ATTACK
031-503-1019(SL1)	REACT TO CHEMICAL OR BIOLOGICAL HAZARD OR ATTACK
031-503-1037(SL1)	DETECT CHEMICAL AGENTS USING M8 OR M9 DETECTOR PAPER
052-191-1361(SL1)	CAMOUFLAGE YOURSELF AND YOUR INDIVIDUAL EQUIPMENT
071-008-0007(SL1)	Engage Targets with an M16A1 or M16A2 Rifle Using an AN/PAS-13 Series Thermal Sight
071-010-0006(SL1)	Engage Targets with an M249 Machine Gun
071-100-0003(SL1)	Engage Targets with an M4 or M4A1 Carbine
071-311-2130(SL1)	Engage Targets with an M203 Grenade Launcher

071-315-2308(SL1)	Engage Targets with an M16A1 or M16A2 Rifle Using a Night Vision Sight AN/PVS-4
071-325-4407(SL1)	Employ Hand Grenades
071-326-0502(SL1)	Move Under Direct Fire
071-326-0503(SL1)	Move Over, Through, or Around Obstacles (Except Minefields)
071-326-0510(SL1)	React to Indirect Fire While Dismounted
071-326-0511(SL1)	React to Flares
071-329-1006(SL1)	Navigate from One Point on the Ground to Another Point While Dismounted
071-710-0006(SL1)	Plan Use of Night Vision Devices
081-831-1000(SL1)	EVALUATE A CASUALTY
081-831-1003(SL1)	PERFORM FIRST AID TO CLEAR AN OBJECT STUCK IN THE THROAT OF A CONSCIOUS CASUALTY
081-831-1005(SL1)	PERFORM FIRST AID TO PREVENT OR CONTROL SHOCK
081-831-1007(SL1)	PERFORM FIRST AID FOR BURNS
081-831-1008(SL1)	PERFORM FIRST AID FOR HEAT INJURIES
081-831-1025(SL1)	PERFORM FIRST AID FOR AN OPEN ABDOMINAL WOUND
081-831-1026(SL1)	PERFORM FIRST AID FOR AN OPEN CHEST WOUND
081-831-1032(SL1)	PERFORM FIRST AID FOR BLEEDING OF AN EXTREMITY
081-831-1033(SL1)	PERFORM FIRST AID FOR AN OPEN HEAD WOUND
081-831-1034(SL1)	PERFORM FIRST AID FOR A SUSPECTED FRACTURE
081-831-1042(SL1)	PERFORM MOUTH-TO-MOUTH RESUSCITATION
081-831-1044(SL1)	PERFORM FIRST AID FOR NERVE AGENT INJURY
081-831-1045(SL1)	PERFORM FIRST AID FOR COLD INJURIES
081-831-1046(SL1)	TRANSPORT A CASUALTY
113-637-2001(SL1)	Communicate via a Tactical Radio

Enlisted MOS: COM Skill Level: 2

Individual Task(s)	
031-503-2001(SL2)	IDENTIFY CHEMICAL AGENTS USING M256-SERIES CHEMICAL AGENT DETECTOR KIT
031-503-3002(SL2)	CONDUCT UNMASKING PROCEDURES
031-503-3004(SL2)	SUPERVISE THE CROSSING OF A CONTAMINATED AREA
031-503-3005(SL2)	SUBMIT NBC 1 REPORT
031-503-3008(SL2)	IMPLEMENT MISSION-ORIENTED PROTECTIVE POSTURE
031-503-3010(SL2)	SUPERVISE EMPLOYMENT OF NUCLEAR, BIOLOGICAL, OR CHEMICAL MARKERS
031-506-1053(SL2)	REPORT NBC INFORMATION USING NBC 4 REPORT
061-283-6003(SL2)	ADJUST INDIRECT FIRE
071-326-0608(SL2)	Use Visual Signaling Techniques
071-326-5502(SL2)	Issue a Fragmentary Order
071-329-1019(SL2)	Use a Map Overlay
081-831-0101(SL2)	REQUEST MEDICAL EVACUATION
081-831-1054(SL2)	EVACUATE CASUALTIES
441-091-2000(SL2)	Defend Against Air Attack (Active)
805C-PAD-2060(SL2)	Report Casualties
850-001-2000(SL2)	Employ Accident Prevention Measures and Risk Mgt Process

Enlisted MOS: COM Skill Level: 3

Individual Task(s)	
071-326-5805(SL3)	Conduct a Route Reconnaissance Mission
071-410-0019(SL3)	Control Organic Fires
441-091-3000(SL3)	Supervise the Implementation of Air Defense Measures

850-001-3001(SL3) Control Mission Safety Hazard

Enlisted MOS: COM Skill Level: 4

Individual Task(s)
191-380-0109(SL4) PLAN PATROL ACTIVITIES
850-001-4001(SL4) Integrate Risk Mgt Into Platoon

07-5-1108.34-0001 Cross Danger Area

Enlisted MOS: COM Skill Level: 1

Individual Task(s)
031-503-1015(SL1) PROTECT YOURSELF FROM NBC INJURY/CONTAMINATION WITH THE APPROPRIATE MISSION-ORIENTED PROTECTIVE POSTURE (MOPP) GEAR
031-503-1018(SL1) REACT TO NUCLEAR HAZARD OR ATTACK
031-503-1019(SL1) REACT TO CHEMICAL OR BIOLOGICAL HAZARD OR ATTACK
031-503-1037(SL1) DETECT CHEMICAL AGENTS USING M8 OR M9 DETECTOR PAPER
052-191-1361(SL1) CAMOUFLAGE YOURSELF AND YOUR INDIVIDUAL EQUIPMENT
071-008-0007(SL1) Engage Targets with an M16A1 or M16A2 Rifle Using an AN/PAS-13 Series Thermal Sight
071-010-0006(SL1) Engage Targets with an M249 Machine Gun
071-100-0003(SL1) Engage Targets with an M4 or M4A1 Carbine
071-311-2130(SL1) Engage Targets with an M203 Grenade Launcher
071-315-2308(SL1) Engage Targets with an M16A1 or M16A2 Rifle Using a Night Vision Sight AN/PVS-4
071-325-4407(SL1) Employ Hand Grenades
071-326-0502(SL1) Move Under Direct Fire
071-326-0503(SL1) Move Over, Through, or Around Obstacles (Except Minefields)
071-326-0510(SL1) React to Indirect Fire While Dismounted
071-326-0511(SL1) React to Flares
071-326-0513(SL1) Select Temporary Fighting Positions
071-329-1006(SL1) Navigate from One Point on the Ground to Another Point While Dismounted
071-331-0804(SL1) Perform Surveillance Without the Aid of Electronic Devices
071-710-0006(SL1) Plan Use of Night Vision Devices
081-831-1000(SL1) EVALUATE A CASUALTY
081-831-1003(SL1) PERFORM FIRST AID TO CLEAR AN OBJECT STUCK IN THE THROAT OF A CONSCIOUS CASUALTY
081-831-1005(SL1) PERFORM FIRST AID TO PREVENT OR CONTROL SHOCK
081-831-1007(SL1) PERFORM FIRST AID FOR BURNS
081-831-1008(SL1) PERFORM FIRST AID FOR HEAT INJURIES
081-831-1025(SL1) PERFORM FIRST AID FOR AN OPEN ABDOMINAL WOUND
081-831-1026(SL1) PERFORM FIRST AID FOR AN OPEN CHEST WOUND
081-831-1032(SL1) PERFORM FIRST AID FOR BLEEDING OF AN EXTREMITY
081-831-1033(SL1) PERFORM FIRST AID FOR AN OPEN HEAD WOUND
081-831-1034(SL1) PERFORM FIRST AID FOR A SUSPECTED FRACTURE
081-831-1042(SL1) PERFORM MOUTH-TO-MOUTH RESUSCITATION
081-831-1044(SL1) PERFORM FIRST AID FOR NERVE AGENT INJURY
081-831-1045(SL1) PERFORM FIRST AID FOR COLD INJURIES
081-831-1046(SL1) TRANSPORT A CASUALTY
113-637-2001(SL1) Communicate via a Tactical Radio

Enlisted MOS: COM Skill Level: 2

Individual Task(s)	
031-503-3004(SL2)	SUPERVISE THE CROSSING OF A CONTAMINATED AREA
031-503-3008(SL2)	IMPLEMENT MISSION-ORIENTED PROTECTIVE POSTURE
031-506-1053(SL2)	REPORT NBC INFORMATION USING NBC 4 REPORT
061-283-6003(SL2)	ADJUST INDIRECT FIRE
071-326-0608(SL2)	Use Visual Signaling Techniques
071-326-5705(SL2)	Establish an Observation Post
071-329-1019(SL2)	Use a Map Overlay
081-831-1054(SL2)	EVACUATE CASUALTIES
181-105-2002(SL2)	Conduct Combat Operations According to the Law of War
805C-PAD-2060(SL2)	Report Casualties
805C-PAD-2461(SL2)	Maintain Accountability of Personnel (Status Report)
850-001-2000(SL2)	Employ Accident Prevention Measures and Risk Mgt Process

Enlisted MOS: COM Skill Level: 3

Individual Task(s)	
071-410-0019(SL3)	Control Organic Fires
850-001-3001(SL3)	Control Mission Safety Hazard

Enlisted MOS: COM Skill Level: 4

Individual Task(s)	
191-380-0109(SL4)	PLAN PATROL ACTIVITIES
850-001-4001(SL4)	Integrate Risk Mgt Into Platoon

07-5-1109.34-0001 Cross Water Obstacle**Enlisted MOS: COM Skill Level: 1**

Individual Task(s)	
071-326-0502(SL1)	Move Under Direct Fire
071-326-0503(SL1)	Move Over, Through, or Around Obstacles (Except Minefields)
071-326-0510(SL1)	React to Indirect Fire While Dismounted
071-326-0511(SL1)	React to Flares
071-329-1006(SL1)	Navigate from One Point on the Ground to Another Point While Dismounted
071-331-0804(SL1)	Perform Surveillance Without the Aid of Electronic Devices
071-710-0006(SL1)	Plan Use of Night Vision Devices
081-831-1046(SL1)	TRANSPORT A CASUALTY
113-637-2001(SL1)	Communicate via a Tactical Radio

Enlisted MOS: COM Skill Level: 2

Individual Task(s)	
031-503-3004(SL2)	SUPERVISE THE CROSSING OF A CONTAMINATED AREA
071-326-0608(SL2)	Use Visual Signaling Techniques
071-326-5705(SL2)	Establish an Observation Post
071-329-1019(SL2)	Use a Map Overlay
081-831-1054(SL2)	EVACUATE CASUALTIES
181-105-2002(SL2)	Conduct Combat Operations According to the Law of War

805C-PAD-2461(SL2) Maintain Accountability of Personnel (Status Report)
850-001-2000(SL2) Employ Accident Prevention Measures and Risk Mgt Process

Enlisted MOS: COM Skill Level: 3

Individual Task(s)
850-001-3001(SL3) Control Mission Safety Hazard

Enlisted MOS: COM Skill Level: 4

Individual Task(s)
191-380-0109(SL4) PLAN PATROL ACTIVITIES
850-001-4001(SL4) Integrate Risk Mgt Into Platoon

07-5-1111.34-0001 Establish Surveillance Site (Dismounted)

Enlisted MOS: COM Skill Level: 1

Individual Task(s)
031-503-1015(SL1) PROTECT YOURSELF FROM NBC INJURY/CONTAMINATION WITH THE
APPROPRIATE MISSION-ORIENTED PROTECTIVE POSTURE (MOPP) GEAR
052-191-1361(SL1) CAMOUFLAGE YOURSELF AND YOUR INDIVIDUAL EQUIPMENT
071-325-4425(SL1) Employ an M18A1 Claymore Mine
071-326-0510(SL1) React to Indirect Fire While Dismounted
071-326-0513(SL1) Select Temporary Fighting Positions
071-329-1006(SL1) Navigate from One Point on the Ground to Another Point While Dismounted
071-331-0804(SL1) Perform Surveillance Without the Aid of Electronic Devices
071-331-0815(SL1) Practice Noise, Light, and Litter Discipline
071-710-0006(SL1) Plan Use of Night Vision Devices

Enlisted MOS: COM Skill Level: 2

Individual Task(s)
031-503-1023(SL2) PROTECT YOURSELF FROM NBC INJURY/CONTAMINATION WHEN
CHANGING MISSION-ORIENTED PROTECTIVE POSTURE (MOPP) GEAR
071-326-5705(SL2) Establish an Observation Post
181-105-2002(SL2) Conduct Combat Operations According to the Law of War
850-001-2000(SL2) Employ Accident Prevention Measures and Risk Mgt Process

Enlisted MOS: COM Skill Level: 3

Individual Task(s)
071-326-5805(SL3) Conduct a Route Reconnaissance Mission
850-001-3001(SL3) Control Mission Safety Hazard

Enlisted MOS: COM Skill Level: 4

Individual Task(s)
191-380-0109(SL4) PLAN PATROL ACTIVITIES
850-001-4001(SL4) Integrate Risk Mgt Into Platoon

08-2-0003.34-0001 Treat Casualties**Enlisted MOS: COM Skill Level: 1**

Individual Task(s)	
081-831-1000(SL1)	EVALUATE A CASUALTY
081-831-1003(SL1)	PERFORM FIRST AID TO CLEAR AN OBJECT STUCK IN THE THROAT OF A CONSCIOUS CASUALTY
081-831-1005(SL1)	PERFORM FIRST AID TO PREVENT OR CONTROL SHOCK
081-831-1007(SL1)	PERFORM FIRST AID FOR BURNS
081-831-1008(SL1)	PERFORM FIRST AID FOR HEAT INJURIES
081-831-1025(SL1)	PERFORM FIRST AID FOR AN OPEN ABDOMINAL WOUND
081-831-1026(SL1)	PERFORM FIRST AID FOR AN OPEN CHEST WOUND
081-831-1032(SL1)	PERFORM FIRST AID FOR BLEEDING OF AN EXTREMITY
081-831-1033(SL1)	PERFORM FIRST AID FOR AN OPEN HEAD WOUND
081-831-1034(SL1)	PERFORM FIRST AID FOR A SUSPECTED FRACTURE
081-831-1042(SL1)	PERFORM MOUTH-TO-MOUTH RESUSCITATION
081-831-1044(SL1)	PERFORM FIRST AID FOR NERVE AGENT INJURY
081-831-1045(SL1)	PERFORM FIRST AID FOR COLD INJURIES
081-831-1046(SL1)	TRANSPORT A CASUALTY

Enlisted MOS: COM Skill Level: 2

Individual Task(s)	
081-831-0101(SL2)	REQUEST MEDICAL EVACUATION
081-831-1054(SL2)	EVACUATE CASUALTIES
805C-PAD-2060(SL2)	Report Casualties
850-001-2000(SL2)	Employ Accident Prevention Measures and Risk Mgt Process

Enlisted MOS: COM Skill Level: 3

Individual Task(s)	
850-001-3001(SL3)	Control Mission Safety Hazard

Enlisted MOS: COM Skill Level: 4

Individual Task(s)	
850-001-4001(SL4)	Integrate Risk Mgt Into Platoon

08-2-C316.34-0001Transport Casualties**Enlisted MOS: COM Skill Level: 1**

Individual Task(s)	
031-503-1015(SL1)	PROTECT YOURSELF FROM NBC INJURY/CONTAMINATION WITH THE APPROPRIATE MISSION-ORIENTED PROTECTIVE POSTURE (MOPP) GEAR
031-503-1035(SL1)	PROTECT YOURSELF FROM CHEMICAL/BIOLOGICAL CONTAMINATION USING YOUR ASSIGNED PROTECTIVE MASK
081-831-1000(SL1)	EVALUATE A CASUALTY
081-831-1046(SL1)	TRANSPORT A CASUALTY

Enlisted MOS: COM Skill Level: 2

Individual Task(s)	
031-503-1023(SL2)	PROTECT YOURSELF FROM NBC INJURY/CONTAMINATION WHEN CHANGING MISSION-ORIENTED PROTECTIVE POSTURE (MOPP) GEAR
031-503-3008(SL2)	IMPLEMENT MISSION-ORIENTED PROTECTIVE POSTURE
081-831-0101(SL2)	REQUEST MEDICAL EVACUATION
081-831-1054(SL2)	EVACUATE CASUALTIES
191-376-4102(SL2)	Escort EPW/CI to Rear Areas
441-091-2000(SL2)	Defend Against Air Attack (Active)
805C-PAD-2060(SL2)	Report Casualties
850-001-2000(SL2)	Employ Accident Prevention Measures and Risk Mgt Process

Enlisted MOS: COM Skill Level: 3

Individual Task(s)	
441-091-3000(SL3)	Supervise the Implementation of Air Defense Measures
850-001-3001(SL3)	Control Mission Safety Hazard

Enlisted MOS: COM Skill Level: 4

Individual Task(s)	
850-001-4001(SL4)	Integrate Risk Mgt Into Platoon

08-2-R303.34-0001 Conduct Battlefield Stress Reduction and Prevention Procedures

Enlisted MOS: COM Skill Level: 2

Individual Task(s)	
071-326-5502(SL2)	Issue a Fragmentary Order
071-326-5503(SL2)	Issue a Warning Order
071-326-5505(SL2)	Issue an Oral Operation Order
850-001-2000(SL2)	Employ Accident Prevention Measures and Risk Mgt Process

Enlisted MOS: COM Skill Level: 3

Individual Task(s)	
850-001-3001(SL3)	Control Mission Safety Hazard

Enlisted MOS: COM Skill Level: 4

Individual Task(s)	
805C-PAD-4595(SL4)	Supervise Cross-leveling of Personnel
850-001-4001(SL4)	Integrate Risk Mgt Into Platoon

Officer MOS: COM Skill Level: Pre-Commissioned

Individual Task(s)	
S3-9001.18-0001	Manage Organizational Stress
S3-9001.18-0002	Minimize Combat Stress

08-2-R315.34-0001 Perform Field Sanitation Functions**Enlisted MOS: COM Skill Level: 1**

Individual Task(s)	
081-831-1008(SL1)	PERFORM FIRST AID FOR HEAT INJURIES
081-831-1045(SL1)	PERFORM FIRST AID FOR COLD INJURIES
081-831-1053(SL1)	PRACTICE INDIVIDUAL PREVENTIVE MEDICINE COUNTERMEASURES

Enlisted MOS: COM Skill Level: 2

Individual Task(s)	
081-831-9000(SL2)	IMPLEMENT PREVENTIVE MEDICINE MEASURES (PMM)
850-001-2000(SL2)	Employ Accident Prevention Measures and Risk Mgt Process

Enlisted MOS: COM Skill Level: 3

Individual Task(s)	
850-001-3001(SL3)	Control Mission Safety Hazard

Enlisted MOS: COM Skill Level: 4

Individual Task(s)	
081-831-0102	SUPERVISE UNIT PREVENTIVE MEDICINE AND FIELD SANITATION PROCEDURES
081-831-1047(SL4)	SUPERVISE THE IMPLEMENTATION OF PREVENTIVE MEDICINE POLICIES
081-831-1055(SL4)	ENSURE UNIT COMBAT LIFESAVER REQUIREMENTS ARE MET
850-001-4001(SL4)	Integrate Risk Mgt Into Platoon

Officer MOS: COM Skill Level: Pre-Commissioned

Individual Task(s)	
03-8310.00-3021	Protect Yourself Against Biting Insects
03-8310.00-3022	Protect Yourself Against Diarrhea and Dysentery
03-8310.00-3023	Practice Personal Hygiene to Maintain Fitness
04-3304.01-0002	Conduct Inspection
04-8310.00-3017	Protect Yourself Against Cold
04-8310.00-3018	Give First Aid for Frostbite
04-8310.00-3019	Protect Yourself Against Heat
04-8310.00-3020	Give First Aid for Heat Injuries

10-2-C317.34-0001 Provide Food Service Support**Enlisted MOS: COM Skill Level: 1**

Individual Task(s)	
031-503-1013(SL1)	DECONTAMINATE YOURSELF AND INDIVIDUAL EQUIPMENT USING CHEMICAL DECONTAMINATING KITS
081-831-1053(SL1)	PRACTICE INDIVIDUAL PREVENTIVE MEDICINE COUNTERMEASURES

Enlisted MOS: COM Skill Level: 2

Individual Task(s)	
081-831-9000(SL2)	IMPLEMENT PREVENTIVE MEDICINE MEASURES (PMM)
091-CLT-4029(SL2)	Supervise Preventive Maintenance Checks and Services (PMCS)
101-92Y-0003(SL2)	Enforce Compliance with Supply Discipline Procedures
101-92Y-0006(SL2)	Inspect equipment for accountability, cleanliness, and serviceability
850-001-2000(SL2)	Employ Accident Prevention Measures and Risk Mgt Process

Enlisted MOS: COM Skill Level: 3

Individual Task(s)	
101-92Y-0002(SL3)	Plan Tactical Re-Supply Operations
850-001-3001(SL3)	Control Mission Safety Hazard

Enlisted MOS: COM Skill Level: 4

Individual Task(s)	
081-831-1047(SL4)	SUPERVISE THE IMPLEMENTATION OF PREVENTIVE MEDICINE POLICIES
101-92Y-0001(SL4)	Supervise Supply Activities
101-CLT-0198(SL4)	Supervise Tactical Feeding Operation
850-001-4001(SL4)	Integrate Risk Mgt Into Platoon

Officer MOS: COM Skill Level: Pre-Commissioned

Individual Task(s)	
03-8310.00-3022	Protect Yourself Against Diarrhea and Dysentery
S3-5101.00-0269	The US Army Supply System

10-2-C318.34-0001Perform Unit Graves Registration (GRREG) Operations

Enlisted MOS: COM Skill Level: 1

Individual Task(s)	
071-329-1006(SL1)	Navigate from One Point on the Ground to Another Point While Dismounted
071-329-1030(SL1)	Navigate from One Point on the Ground to Another Point While Mounted
101-515-1997(SL1)	Inter Isolated Remains (after receiving authorization)
101-515-1998(SL1)	Evacuate Isolated Remains
101-515-1999(SL1)	Recover Isolated Remains

Enlisted MOS: COM Skill Level: 2

Individual Task(s)	
071-329-1019(SL2)	Use a Map Overlay
091-CLT-4029(SL2)	Supervise Preventive Maintenance Checks and Services (PMCS)
850-001-2000(SL2)	Employ Accident Prevention Measures and Risk Mgt Process

Enlisted MOS: COM Skill Level: 3

Individual Task(s)	
850-001-3001(SL3)	Control Mission Safety Hazard

Enlisted MOS: COM Skill Level: 4

Individual Task(s)
850-001-4001(SL4) Integrate Risk Mgt Into Platoon

10-2-C319.34-0001Receive Airdrop Resupply**Enlisted MOS: COM Skill Level: 1**

Individual Task(s)
113-637-2001(SL1) Communicate via a Tactical Radio

Enlisted MOS: COM Skill Level: 2

Individual Task(s)
850-001-2000(SL2) Employ Accident Prevention Measures and Risk Mgt Process

Enlisted MOS: COM Skill Level: 3

Individual Task(s)
101-92Y-0002(SL3) Plan Tactical Re-Supply Operations
850-001-3001(SL3) Control Mission Safety Hazard

Enlisted MOS: COM Skill Level: 4

Individual Task(s)
101-92Y-0001(SL4) Supervise Supply Activities
151-357-0001(SL4) Supervise CSS Functions During Platoon Operations
850-001-4001(SL4) Integrate Risk Mgt Into Platoon

10-2-C320.34-0001Provide Company Supply Support**Enlisted MOS: COM Skill Level: 2**

Individual Task(s)
101-92Y-0003(SL2) Enforce Compliance with Supply Discipline Procedures
101-92Y-0004(SL2) Enforce Property Accountability Policies
101-92Y-0005(SL2) Enforce Compliance with Property Accountability Policies
850-001-2000(SL2) Employ Accident Prevention Measures and Risk Mgt Process

Enlisted MOS: COM Skill Level: 3

Individual Task(s)
101-92Y-0002(SL3) Plan Tactical Re-Supply Operations
850-001-3001(SL3) Control Mission Safety Hazard

Enlisted MOS: COM Skill Level: 4

Individual Task(s)

101-92Y-0001(SL4)	Supervise Supply Activities
151-357-0001(SL4)	Supervise CSS Functions During Platoon Operations
850-001-4001(SL4)	Integrate Risk Mgt Into Platoon

Officer MOS: COM Skill Level: Pre-Commissioned

Individual Task(s)	
03-5101.00-0281	Direct the Preparation and Maintenance of Unit Supply Records
03-5101.00-0282	Direct the Storage of Unit Supplies, Weapons, Equipment, and Ammunition
03-5101.00-0284	Inspect Unit Supply Records
S3-5101.00-0225	Discuss Command Supply Discipline Program
S3-5101.00-0269	The US Army Supply System

11-2-C302.34-0001 Establish and Operate a Single Channel Voice Radio Net with Single Channel Ground and Airborne Radio System (SINCGARS) System Implementation Program (SIP)

Enlisted MOS: 31C Skill Level: 1

Individual Task(s)	
113-573-4003	ENCODE AND DECODE MESSAGE USING KTC 600(*) TACTICAL OPERATIONS CODE

11-3-1102.34-0001 Install/Operate/Maintain a Single Channel Ground and Airborne Radio System (SINCGARS) Frequency Hopping (FH) Net

Enlisted MOS: COM Skill Level: 1

Individual Task(s)	
113-571-1022	PERFORM VOICE COMMUNICATIONS
113-637-2001(SL1)	Communicate via a Tactical Radio

Enlisted MOS: COM Skill Level: 2

Individual Task(s)	
113-573-8006	USE AN AUTOMATED SIGNAL OPERATION INSTRUCTION (SOI)
850-001-2000(SL2)	Employ Accident Prevention Measures and Risk Mgt Process

Enlisted MOS: COM Skill Level: 3

Individual Task(s)	
850-001-3001(SL3)	Control Mission Safety Hazard

Enlisted MOS: COM Skill Level: 4

Individual Task(s)	
850-001-4001(SL4)	Integrate Risk Mgt Into Platoon

Officer MOS: COM Skill Level: Pre-Commissioned

Individual Task(s)	
01-5700.01-0001	Communicate on a Tactical Radio

01-5700.01-0002	Determine Call Signs, Frequencies, and Item Numbers
01-5700.01-0003	Employ a Numeral Cipher Authentication System
01-5767.02-0001	Conduct Electronic Counter-Counter Measures

11-3-C302.34-0001 Establish and Operate a Single Channel Voice Radio Net**Enlisted MOS: 96R Skill Level: 1**

Individual Task(s)

113-573-4003 ENCODE AND DECODE MESSAGE USING KTC 600(*) TACTICAL OPERATIONS CODE
 113-573-4006 USE THE KTC 1400(*) NUMERAL CIPHER/AUTHENTICATION SYSTEM

Enlisted MOS: COM Skill Level: 1

Individual Task(s)

113-637-2001(SL1) Communicate via a Tactical Radio

Enlisted MOS: COM Skill Level: 2

Individual Task(s)

113-573-8006 USE AN AUTOMATED SIGNAL OPERATION INSTRUCTION (SOI)
 850-001-2000(SL2) Employ Accident Prevention Measures and Risk Mgt Process

Enlisted MOS: COM Skill Level: 3

Individual Task(s)

850-001-3001(SL3) Control Mission Safety Hazard

Enlisted MOS: COM Skill Level: 4

Individual Task(s)

850-001-4001(SL4) Integrate Risk Mgt Into Platoon

Officer MOS: COM Skill Level: Pre-Commissioned

Individual Task(s)

01-5700.01-0001	Communicate on a Tactical Radio
01-5700.01-0002	Determine Call Signs, Frequencies, and Item Numbers
01-5700.01-0003	Employ a Numeral Cipher Authentication System

11-5-0102.34-0001 Install/Operate/Maintain a Single Channel Voice Radio Station (FM)**Enlisted MOS: 96R Skill Level: 1**

Individual Task(s)

113-573-4003 ENCODE AND DECODE MESSAGE USING KTC 600(*) TACTICAL OPERATIONS CODE
 113-573-4006 USE THE KTC 1400(*) NUMERAL CIPHER/AUTHENTICATION SYSTEM

Enlisted MOS: COM Skill Level: 1

Individual Task(s)
113-637-2001(SL1) Communicate via a Tactical Radio

Enlisted MOS: COM Skill Level: 2

Individual Task(s)
113-573-8006 USE AN AUTOMATED SIGNAL OPERATION INSTRUCTION (SOI)
850-001-2000(SL2) Employ Accident Prevention Measures and Risk Mgt Process

Enlisted MOS: COM Skill Level: 3

Individual Task(s)
850-001-3001(SL3) Control Mission Safety Hazard

Enlisted MOS: COM Skill Level: 4

Individual Task(s)
850-001-4001(SL4) Integrate Risk Mgt Into Platoon

Officer MOS: COM Skill Level: Pre-Commissioned

Individual Task(s)
01-5700.01-0001 Communicate on a Tactical Radio
01-5700.01-0002 Determine Call Signs, Frequencies, and Item Numbers
01-5700.01-0003 Employ a Numeral Cipher Authentication System

11-5-0104.34-0001 Install/Operate/Maintain Frequency Modulated Radio Retransmission Station

Enlisted MOS: COM Skill Level: 1

Individual Task(s)
113-571-1022PERFORM VOICE COMMUNICATIONS
113-637-2001(SL1) Communicate via a Tactical Radio

Enlisted MOS: COM Skill Level: 2

Individual Task(s)
113-573-8006 USE AN AUTOMATED SIGNAL OPERATION INSTRUCTION (SOI)
850-001-2000(SL2) Employ Accident Prevention Measures and Risk Mgt Process

Enlisted MOS: COM Skill Level: 3

Individual Task(s)
850-001-3001(SL3) Control Mission Safety Hazard

Enlisted MOS: COM Skill Level: 4

Individual Task(s)
850-001-4001(SL4) Integrate Risk Mgt Into Platoon

12-2-C321.34-0001 Maintain Company Strength**Enlisted MOS: COM Skill Level: 2**

Individual Task(s)
 805C-PAD-2461(SL2) Maintain Accountability of Personnel (Status Report)
 850-001-2000(SL2) Employ Accident Prevention Measures and Risk Mgt Process

Enlisted MOS: COM Skill Level: 3

Individual Task(s)
 850-001-3001(SL3) Control Mission Safety Hazard

Enlisted MOS: COM Skill Level: 4

Individual Task(s)
 805C-PAD-4595(SL4) Supervise Cross-leveling of Personnel
 850-001-4001(SL4) Integrate Risk Mgt Into Platoon

Officer MOS: COM Skill Level: Pre-Commissioned

Individual Task(s)
 01-9001.17-0003 Build a Cohesive Unit or Organization
 01-9001.19-0002 Take Charge of a Company, Staff Section, or Equivalent Sized Organization
 03-0170.01-1005 Perform Wartime Strength Accounting at Unit Level
 03-9001.11-0002 Establish a Positive Command Climate
 03-9001.12-0003 Communicate Effectively as a Commander or Staff Officer
 03-9001.14-0002 Motivate Subordinates to Accomplish Unit Missions

12-2-C338.34-0001 Maintain Troop Morale and Combat Capability**Enlisted MOS: COM Skill Level: 2**

Individual Task(s)
 181-101-2023(SL2) Enforce the Uniform Code of Military Justice (UCMJ)
 805C-PAD-2044(SL2) Recommend Individual for Award and/or Decoration
 850-001-2000(SL2) Employ Accident Prevention Measures and Risk Mgt Process

Enlisted MOS: COM Skill Level: 3

Individual Task(s)
 850-001-3001(SL3) Control Mission Safety Hazard

Enlisted MOS: COM Skill Level: 4

Individual Task(s)
 805C-PAD-1245(SL4) Support Unit And Family Readiness Through The Army Family Team Building (AFTB) Program
 805C-PAD-4595(SL4) Supervise Cross-leveling of Personnel
 850-001-4001(SL4) Integrate Risk Mgt Into Platoon

Officer MOS: COM Skill Level: Pre-Commissioned

Individual Task(s)	
01-9001.17-0003	Build a Cohesive Unit or Organization
01-9001.19-0002	Take Charge of a Company, Staff Section, or Equivalent Sized Organization
01-9007.01-0250	Brief to Inform, Persuade, or Direct
01-9080.10-3001	Administer Military Justice at Company Level
03-0001.00-0028	Develop a Physical Fitness Program at the Company or Battalion Level
03-0150.00-1003	Recommend Enlisted Personnel for Reduction for Inefficiency or Misconduct
03-9001.11-0002	Establish a Positive Command Climate
03-9001.12-0003	Communicate Effectively as a Commander or Staff Officer
03-9001.14-0002	Motivate Subordinates to Accomplish Unit Missions
03-9001.15-0002	Conduct Subordinate Counseling
03-9001.15-0003	Develop a Unit Counseling Program
03-9003.02-0001	Manage Accident Risk in Unit Operations
03-9003.03-0001	Supervise the Management of Accident Risk in Unit Operations
S1-0150.00-1001	Monitor the Suspension of Favorable Personnel Actions - FLAG
S3-0150.00-1002	Process Administrative Discharges
S3-9001.18-0002	Minimize Combat Stress

12-3-C215.34-0001 Combat Battlefield Stress

Enlisted MOS: COM Skill Level: 1

Individual Task(s)	
081-831-1000(SL1)	EVALUATE A CASUALTY
081-831-1053(SL1)	PRACTICE INDIVIDUAL PREVENTIVE MEDICINE COUNTERMEASURES

Enlisted MOS: COM Skill Level: 2

Individual Task(s)	
071-326-5502(SL2)	Issue a Fragmentary Order
071-326-5503(SL2)	Issue a Warning Order
071-326-5505(SL2)	Issue an Oral Operation Order
081-831-1054(SL2)	EVACUATE CASUALTIES
081-831-9000(SL2)	IMPLEMENT PREVENTIVE MEDICINE MEASURES (PMM)
850-001-2000(SL2)	Employ Accident Prevention Measures and Risk Mgt Process

Enlisted MOS: COM Skill Level: 3

Individual Task(s)	
850-001-3001(SL3)	Control Mission Safety Hazard

Enlisted MOS: COM Skill Level: 4

Individual Task(s)	
081-831-1047(SL4)	SUPERVISE THE IMPLEMENTATION OF PREVENTIVE MEDICINE POLICIES
805C-PAD-4595(SL4)	Supervise Cross-leveling of Personnel
850-001-4001(SL4)	Integrate Risk Mgt Into Platoon

Officer MOS: COM Skill Level: Pre-Commissioned

Individual Task(s)	
04-5030.00-2018	Check Soldiers Sleeping in Mission-Oriented Protective Posture 4
S3-9001.18-0001	Manage Organizational Stress
S3-9001.18-0002	Minimize Combat Stress

12-3-C216.34-0001 Maintain Platoon Strength**Enlisted MOS: COM Skill Level: 1**

Individual Task(s)	
081-831-1000(SL1)	EVALUATE A CASUALTY
081-831-1003(SL1)	PERFORM FIRST AID TO CLEAR AN OBJECT STUCK IN THE THROAT OF A CONSCIOUS CASUALTY
081-831-1005(SL1)	PERFORM FIRST AID TO PREVENT OR CONTROL SHOCK
081-831-1007(SL1)	PERFORM FIRST AID FOR BURNS
081-831-1025(SL1)	PERFORM FIRST AID FOR AN OPEN ABDOMINAL WOUND
081-831-1026(SL1)	PERFORM FIRST AID FOR AN OPEN CHEST WOUND
081-831-1032(SL1)	PERFORM FIRST AID FOR BLEEDING OF AN EXTREMITY
081-831-1033(SL1)	PERFORM FIRST AID FOR AN OPEN HEAD WOUND
081-831-1034(SL1)	PERFORM FIRST AID FOR A SUSPECTED FRACTURE
081-831-1042(SL1)	PERFORM MOUTH-TO-MOUTH RESUSCITATION
081-831-1044(SL1)	PERFORM FIRST AID FOR NERVE AGENT INJURY
081-831-1046(SL1)	TRANSPORT A CASUALTY

Enlisted MOS: COM Skill Level: 2

Individual Task(s)	
081-831-0101(SL2)	REQUEST MEDICAL EVACUATION
081-831-1054(SL2)	EVACUATE CASUALTIES
805C-PAD-2060(SL2)	Report Casualties
805C-PAD-2461(SL2)	Maintain Accountability of Personnel (Status Report)
850-001-2000(SL2)	Employ Accident Prevention Measures and Risk Mgt Process

Enlisted MOS: COM Skill Level: 3

Individual Task(s)	
850-001-3001(SL3)	Control Mission Safety Hazard

Enlisted MOS: COM Skill Level: 4

Individual Task(s)	
071-430-0007(SL4)	Consolidate a Platoon Following Enemy Contact While in the Defense
071-430-0008(SL4)	Reorganize a Platoon Following Enemy Contact While in the Defense
805C-PAD-4595(SL4)	Supervise Cross-leveling of Personnel
850-001-4001(SL4)	Integrate Risk Mgt Into Platoon

Officer MOS: COM Skill Level: Pre-Commissioned

Individual Task(s)	
01-9001.17-0002	Develop a Cohesive Platoon Sized Organization

01-9007.01-0250	Brief to Inform, Persuade, or Direct
03-9007.01-0020	Give Briefings

17-2-0065.34-0001 Conduct Troop Leading Procedures

Enlisted MOS: COM Skill Level: 2

Individual Task(s)	
850-001-2000(SL2)	Employ Accident Prevention Measures and Risk Mgt Process

Enlisted MOS: COM Skill Level: 3

Individual Task(s)	
850-001-3001(SL3)	Control Mission Safety Hazard

Enlisted MOS: COM Skill Level: 4

Individual Task(s)	
850-001-4001(SL4)	Integrate Risk Mgt Into Platoon

Officer MOS: COM Skill Level: Pre-Commissioned

Individual Task(s)	
01-9001.19-0002	Take Charge of a Company, Staff Section, or Equivalent Sized Organization
01-9007.01-0250	Brief to Inform, Persuade, or Direct
01-9017.02-0002	Conduct a Battle Analysis
03-0170.01-1005	Perform Wartime Strength Accounting at Unit Level
03-9001.11-0002	Establish a Positive Command Climate
03-9001.12-0003	Communicate Effectively as a Commander or Staff Officer
03-9001.14-0002	Motivate Subordinates to Accomplish Unit Missions
03-9003.02-0001	Manage Accident Risk in Unit Operations
04-3303.02-0014	Prepare Platoon or Company Combat Orders
S1-9060.00-3000	Conduct Company and Battalion Operations According to the Laws of War
S3-8987.01-0001	Describe the Categories of Threat
S3-9001.18-0002	Minimize Combat Stress

17-2-2000.34-0001 Conduct Assembly Area Activities

Enlisted MOS: COM Skill Level: 1

Individual Task(s)	
031-503-1037(SL1)	DETECT CHEMICAL AGENTS USING M8 OR M9 DETECTOR PAPER
052-191-1361(SL1)	CAMOUFLAGE YOURSELF AND YOUR INDIVIDUAL EQUIPMENT
052-191-1362(SL1)	CAMOUFLAGE EQUIPMENT
071-022-0015(SL1)	Prepare a Range Card for a Caliber .50 M2 Machine Gun
071-312-4032(SL1)	Prepare a Range Card for an M249 Machine Gun
071-325-4425(SL1)	Employ an M18A1 Claymore Mine
071-326-0513(SL1)	Select Temporary Fighting Positions
071-326-5703(SL1)	Construct Individual Fighting Positions
071-329-1006(SL1)	Navigate from One Point on the Ground to Another Point While Dismounted

071-329-1030(SL1)	Navigate from One Point on the Ground to Another Point While Mounted
071-331-0815(SL1)	Practice Noise, Light, and Litter Discipline
071-710-0006(SL1)	Plan Use of Night Vision Devices
081-831-1053(SL1)	PRACTICE INDIVIDUAL PREVENTIVE MEDICINE COUNTERMEASURES
113-600-2001(SL1)	Communicate Via a Tactical Telephone
113-637-2001(SL1)	Communicate via a Tactical Radio

Enlisted MOS: COM Skill Level: 2

Individual Task(s)	
071-326-5704(SL2)	Supervise Construction of a Fighting Position
071-326-5705(SL2)	Establish an Observation Post
071-329-1019(SL2)	Use a Map Overlay
081-831-9000(SL2)	IMPLEMENT PREVENTIVE MEDICINE MEASURES (PMM)
091-CLT-4029(SL2)	Supervise Preventive Maintenance Checks and Services (PMCS)
850-001-2000(SL2)	Employ Accident Prevention Measures and Risk Mgt Process

Enlisted MOS: COM Skill Level: 3

Individual Task(s)	
052-195-3066(SL3)	DIRECT CONSTRUCTION OF NONEXPLOSIVE OBSTACLES
071-326-5805(SL3)	Conduct a Route Reconnaissance Mission
071-410-0012(SL3)	Conduct Occupation of an Assembly Area
101-92Y-0002(SL3)	Plan Tactical Re-Supply Operations
441-091-3000(SL3)	Supervise the Implementation of Air Defense Measures
850-001-3001(SL3)	Control Mission Safety Hazard

Enlisted MOS: COM Skill Level: 4

Individual Task(s)	
071-326-5775(SL4)	Coordinate with an Adjacent Platoon
081-831-1047(SL4)	SUPERVISE THE IMPLEMENTATION OF PREVENTIVE MEDICINE POLICIES
101-92Y-0001(SL4)	Supervise Supply Activities
101-CLT-0198(SL4)	Supervise Tactical Feeding Operation
151-357-0001(SL4)	Supervise CSS Functions During Platoon Operations
805C-PAD-4595(SL4)	Supervise Cross-leveling of Personnel
850-001-4001(SL4)	Integrate Risk Mgt Into Platoon

17-2-3808.34-0002 Operate the Company Command Post**Enlisted MOS: COM Skill Level: 1**

Individual Task(s)	
031-503-1018(SL1)	REACT TO NUCLEAR HAZARD OR ATTACK
031-503-1019(SL1)	REACT TO CHEMICAL OR BIOLOGICAL HAZARD OR ATTACK
071-329-1006(SL1)	Navigate from One Point on the Ground to Another Point While Dismounted
071-329-1030(SL1)	Navigate from One Point on the Ground to Another Point While Mounted
301-371-1000(SL1)	REPORT INTELLIGENCE INFORMATION
301-371-1050(SL1)	IMPLEMENT OPERATIONS SECURITY (OPSEC) MEASURES

Enlisted MOS: COM Skill Level: 2

Individual Task(s)
031-503-3005(SL2) SUBMIT NBC 1 REPORT
031-503-3008(SL2) IMPLEMENT MISSION-ORIENTED PROTECTIVE POSTURE
031-503-4002(SL2) SUPERVISE UNIT PREPARATION FOR NBC ATTACK
031-506-1053(SL2) REPORT NBC INFORMATION USING NBC 4 REPORT
071-326-0515SELECT A MOVEMENT ROUTE USING A MAP
071-329-1019(SL2) Use a Map Overlay
441-091-1040VISUALLY IDENTIFY THREAT AIRCRAFT
805C-PAD-2060(SL2) Report Casualties
850-001-2000(SL2) Employ Accident Prevention Measures and Risk Mgt Process

Enlisted MOS: COM Skill Level: 3

Individual Task(s)
071-326-3013(SL3) CONDUCT A TACTICAL ROAD MARCH
071-326-5805(SL3) Conduct a Route Reconnaissance Mission
071-331-0820ANALYZE TERRAIN
071-332-5000(SL3) Prepare an Operation Overlay
071-332-5021(SL3) Prepare a Situation Map
441-091-3000(SL3) Supervise the Implementation of Air Defense Measures
551-721-3352DIRECT CONVOY DEFENSE OPERATIONS
551-88M-0001(SL3) Lead a Convoy Serial/March Unit
850-001-3001(SL3) Control Mission Safety Hazard

Enlisted MOS: COM Skill Level: 4

Individual Task(s)
052-196-3065 PREPARE A ROUTE RECONNAISSANCE OVERLAY
551-721-3359PREPARE A STRIP MAP
551-721-4326(SL4) PERFORM DUTIES AS CONVOY COMMANDER
850-001-4001(SL4) Integrate Risk Mgt Into Platoon

Officer MOS: COM Skill Level: Pre-Commissioned

Individual Task(s)
01-5700.02-0001 Enforce Platoon and Company Communications Security Measures
01-9017.02-0002 Conduct a Battle Analysis
03-0170.01-1005 Perform Wartime Strength Accounting at Unit Level
03-9001.13-0001 Solve Problems Using the Military Problem Solving Process
03-9001.14-0002 Motivate Subordinates to Accomplish Unit Missions
04-5030.00-2006 Supervise Unit Response to a Chemical or Biological Attack
04-5030.00-2007 Supervise Unit Response to Nuclear Attack or Radiological Hazard
O4-3303.02-0040 Navigate with a Compass and Map
S1-9011.07-0001 Describe the Brigade Fight
S1-9060.00-3000 Conduct Company and Battalion Operations According to the Laws of War

17-3-0065.34-0001 Conduct Troop-Leading Procedures

Enlisted MOS: COM Skill Level: 2

Individual Task(s)
850-001-2000(SL2) Employ Accident Prevention Measures and Risk Mgt Process

Enlisted MOS: COM Skill Level: 3

Individual Task(s)
850-001-3001(SL3) Control Mission Safety Hazard

Enlisted MOS: COM Skill Level: 4

Individual Task(s)
850-001-4001(SL4) Integrate Risk Mgt Into Platoon

Officer MOS: COM Skill Level: Pre-Commissioned

Individual Task(s)
01-5700.02-0001 Enforce Platoon and Company Communications Security Measures
01-7200.75-0100 Conduct Convoy Operations
01-7300.75-0500 Plan Convoy Operations
01-9001.17-0002 Develop a Cohesive Platoon Sized Organization
01-9001.19-0001 Take Charge of a Platoon or Equivalent Organization
01-9017.02-0002 Conduct a Battle Analysis
03-0170.01-1005 Perform Wartime Strength Accounting at Unit Level
03-9001.11-0002 Establish a Positive Command Climate
03-9001.12-0002 Communicate Effectively
03-9001.14-0002 Motivate Subordinates to Accomplish Unit Missions
03-9001.16-0002 Develop Subordinate Leaders in a Platoon or Equivalent Sized Organization
03-9003.02-0001 Manage Accident Risk in Unit Operations
03-9003.03-0001 Supervise the Management of Accident Risk in Unit Operations
04-3303.02-0014 Prepare Platoon or Company Combat Orders
04-3303.02-0037 Navigate While Mounted
04-5030.00-2006 Supervise Unit Response to a Chemical or Biological Attack
04-5030.00-2007 Supervise Unit Response to Nuclear Attack or Radiological Hazard
04-5030.00-2008 Prepare and Submit Nuclear, Biological, or Chemical 1 Report
04-5030.00-2013 Implement Mission-Oriented Protective Posture Based on Threat or Direction
04-5030.00-2017 Prepare for Nuclear, Biological, or Chemical Attack
04-3303.02-0040 Navigate with a Compass and Map
S1-9011.07-0001 Describe the Brigade Fight
S3-9001.18-0002 Minimize Combat Stress
S3-9060.00-1000 Conduct Small Unit Combat Operations According to the Law of War

17-3-1021.34-0001 Execute Actions on Contact

Enlisted MOS: COM Skill Level: 1

Individual Task(s)
071-008-0007(SL1) Engage Targets with an M16A1 or M16A2 Rifle Using an AN/PAS-13 Series Thermal Sight
071-010-0006(SL1) Engage Targets with an M249 Machine Gun
071-030-0004(SL1) Engage Targets with an MK19 Machine Gun
071-100-0003(SL1) Engage Targets with an M4 or M4A1 Carbine

071-311-2130(SL1)	Engage Targets with an M203 Grenade Launcher
071-315-2308(SL1)	Engage Targets with an M16A1 or M16A2 Rifle Using a Night Vision Sight AN/PVS-4
071-325-4407(SL1)	Employ Hand Grenades
071-326-0502(SL1)	Move Under Direct Fire
071-326-0511(SL1)	React to Flares
071-326-0513(SL1)	Select Temporary Fighting Positions
071-329-1006(SL1)	Navigate from One Point on the Ground to Another Point While Dismounted
071-329-1030(SL1)	Navigate from One Point on the Ground to Another Point While Mounted
071-410-0002(SL1)	React to Direct Fire While Mounted
071-710-0006(SL1)	Plan Use of Night Vision Devices

Enlisted MOS: COM Skill Level: 2

Individual Task(s)

071-326-5502(SL2)	Issue a Fragmentary Order
071-430-0002(SL2)	Conduct a Defense by a Squad
850-001-2000(SL2)	Employ Accident Prevention Measures and Risk Mgt Process

Enlisted MOS: COM Skill Level: 3

Individual Task(s)

071-410-0019(SL3)	Control Organic Fires
071-430-0003(SL3)	Consolidate a Squad Following Enemy Contact While in the Defense
071-430-0004(SL3)	Reorganize a Squad Following Enemy Contact While in the Defense
071-720-0015(SL3)	Conduct an Area Reconnaissance by a Platoon
850-001-3001(SL3)	Control Mission Safety Hazard

Enlisted MOS: COM Skill Level: 4

Individual Task(s)

071-326-5775(SL4)	Coordinate with an Adjacent Platoon
071-430-0006(SL4)	Conduct a Defense by a Platoon
071-430-0007(SL4)	Consolidate a Platoon Following Enemy Contact While in the Defense
071-430-0008(SL4)	Reorganize a Platoon Following Enemy Contact While in the Defense
850-001-4001(SL4)	Integrate Risk Mgt Into Platoon

Officer MOS: COM Skill Level: Pre-Commissioned

Individual Task(s)

01-9017.02-0002	Conduct a Battle Analysis
03-0170.01-1005	Perform Wartime Strength Accounting at Unit Level
04-3303.02-0014	Prepare Platoon or Company Combat Orders

17-3-1030.34-0001 Rearm/Resupply

Enlisted MOS: COM Skill Level: 1

Individual Task(s)

071-329-1006(SL1)	Navigate from One Point on the Ground to Another Point While Dismounted
071-329-1030(SL1)	Navigate from One Point on the Ground to Another Point While Mounted
113-637-2001(SL1)	Communicate via a Tactical Radio

Enlisted MOS: COM Skill Level: 2

Individual Task(s)
 850-001-2000(SL2) Employ Accident Prevention Measures and Risk Mgt Process

Enlisted MOS: COM Skill Level: 3

Individual Task(s)
 101-92Y-0002(SL3) Plan Tactical Re-Supply Operations
 551-88M-0001(SL3) Lead a Convoy Serial/March Unit
 850-001-3001(SL3) Control Mission Safety Hazard

Enlisted MOS: COM Skill Level: 4

Individual Task(s)
 101-92Y-0001(SL4) Supervise Supply Activities
 151-357-0001(SL4) Supervise CSS Functions During Platoon Operations
 805C-PAD-4595(SL4) Supervise Cross-leveling of Personnel
 850-001-4001(SL4) Integrate Risk Mgt Into Platoon

Officer MOS: COM Skill Level: Pre-Commissioned

Individual Task(s)
 01-5700.02-0001 Enforce Platoon and Company Communications Security Measures
 01-9001.19-0001 Take Charge of a Platoon or Equivalent Organization
 03-0170.01-1005 Perform Wartime Strength Accounting at Unit Level
 04-3303.02-0014 Prepare Platoon or Company Combat Orders
 04-3303.02-0037 Navigate While Mounted

19-3-3105.34-0001 Process Captured Documents and Equipment**Enlisted MOS: COM Skill Level: 1**

Individual Task(s)
 301-371-1000(SL1) REPORT INTELLIGENCE INFORMATION

Enlisted MOS: COM Skill Level: 2

Individual Task(s)
 301-371-1200(SL2) PROCESS CAPTURED MATERIEL
 850-001-2000(SL2) Employ Accident Prevention Measures and Risk Mgt Process

Enlisted MOS: COM Skill Level: 3

Individual Task(s)
 850-001-3001(SL3) Control Mission Safety Hazard

Enlisted MOS: COM Skill Level: 4

Individual Task(s)

850-001-4001(SL4) Integrate Risk Mgt Into Platoon

19-3-3106.34-0001 Handle Enemy Prisoners of War

Enlisted MOS: COM Skill Level: 1

Individual Task(s)
181-105-1001(SL1) Comply with the Law of War and the Geneva and Hague Conventions

Enlisted MOS: COM Skill Level: 2

Individual Task(s)
181-105-2001(SL2) Enforce the Law of War and the Geneva and Hague Conventions
181-105-2002(SL2) Conduct Combat Operations According to the Law of War
191-376-4102(SL2) Escort EPW/CI to Rear Areas
191-379-4405(SL2) PLAN MOVEMENT OF EPW/CI
850-001-2000(SL2) Employ Accident Prevention Measures and Risk Mgt Process

Enlisted MOS: COM Skill Level: 3

Individual Task(s)
191-378-6079(SL3) SUPERVISE THE ESCORT OF EPWCI TO COLLECTING POINT/HOLDING AREA ENCLOSURE
850-001-3001(SL3) Control Mission Safety Hazard

Enlisted MOS: COM Skill Level: 4

Individual Task(s)
850-001-4001(SL4) Integrate Risk Mgt Into Platoon

Officer MOS: COM Skill Level: Pre-Commissioned

Individual Task(s)
S1-9060.00-3000 Conduct Company and Battalion Operations According to the Laws of War
S3-9060.00-1000 Conduct Small Unit Combat Operations According to the Law of War

34-2-9018 Execute MI Company (SEP BDE) Operations

Enlisted MOS: COM Skill Level: 1

Individual Task(s)
113-637-2001(SL1) Communicate via a Tactical Radio
301-371-1000(SL1) REPORT INTELLIGENCE INFORMATION
301-371-1052(SL1) PROTECT CLASSIFIED INFORMATION AND MATERIAL

Enlisted MOS: COM Skill Level: 2

Individual Task(s)
071-326-5502(SL2) Issue a Fragmentary Order
071-326-5503(SL2) Issue a Warning Order

071-326-5505(SL2)	Issue an Oral Operation Order
071-326-5705(SL2)	Establish an Observation Post
071-329-1019(SL2)	Use a Map Overlay
181-105-2002(SL2)	Conduct Combat Operations According to the Law of War
301-371-1200(SL2)	PROCESS CAPTURED MATERIEL
805C-PAD-2461(SL2)	Maintain Accountability of Personnel (Status Report)
850-001-2000(SL2)	Employ Accident Prevention Measures and Risk Mgt Process

Enlisted MOS: COM Skill Level: 3

Individual Task(s)	
071-332-5000(SL3)	Prepare an Operation Overlay
071-332-5021(SL3)	Prepare a Situation Map
071-410-0012(SL3)	Conduct Occupation of an Assembly Area
101-92Y-0002(SL3)	Plan Tactical Re-Supply Operations
301-371-1150(SL3)	IDENTIFY INTELLIGENCE AND ELECTRONIC WARFARE (IEW) ASSETS
441-091-3000(SL3)	Supervise the Implementation of Air Defense Measures
850-001-3001(SL3)	Control Mission Safety Hazard

Enlisted MOS: COM Skill Level: 4

Individual Task(s)	
081-831-1047(SL4)	SUPERVISE THE IMPLEMENTATION OF PREVENTIVE MEDICINE POLICIES
091-CLT-3009(SL4)	Supervise Maintenance Operations
101-92Y-0001(SL4)	Supervise Supply Activities
101-CLT-0198(SL4)	Supervise Tactical Feeding Operation
151-357-0002(SL4)	Coordinate Combat Service Support (CSS) Operations
159-200-2020(SL4)	Integrate threat capabilities into mission planning.
805C-PAD-4595(SL4)	Supervise Cross-leveling of Personnel
850-001-4001(SL4)	Integrate Risk Mgt Into Platoon

Officer MOS: COM Skill Level: Pre-Commissioned

Individual Task(s)	
01-0401.20-0001	Direct Unit Air Defense
01-1940.00-1001	Supervise Construction of Obstacles
01-3301.02-0011	Defend a Company Position
01-4965.90-0001	Supervise Unit Maintenance Operations
01-9001.17-0003	Build a Cohesive Unit or Organization
01-9001.19-0002	Take Charge of a Company, Staff Section, or Equivalent Sized Organization
01-9007.01-0250	Brief to Inform, Persuade, or Direct
01-9017.02-0002	Conduct a Battle Analysis
03-0170.01-1005	Perform Wartime Strength Accounting at Unit Level
03-4995.90-0010	Direct Vehicle and Equipment Recovery Operations
03-5105.00-0002	Direct Field Feeding Operations
03-8310.00-9000	Supervise Unit Preventive Medicine and Field Sanitation Procedures
03-9001.10-0004	Apply the Ethical Decision-Making Process as a Commander or Staff Officer
03-9001.11-0002	Establish a Positive Command Climate
03-9001.12-0003	Communicate Effectively as a Commander or Staff Officer
03-9001.13-0001	Solve Problems Using the Military Problem Solving Process
03-9001.14-0002	Motivate Subordinates to Accomplish Unit Missions
03-9003.02-0001	Manage Accident Risk in Unit Operations

03-9003.03-0001	Supervise the Management of Accident Risk in Unit Operations
04-3303.02-0014	Prepare Platoon or Company Combat Orders
04-3303.02-0037	Navigate While Mounted
04-5030.00-2013	Implement Mission-Oriented Protective Posture Based on Threat or Direction
S1-9011.07-0001	Describe the Brigade Fight
S3-9001.18-0002	Minimize Combat Stress
S3-9060.00-1000	Conduct Small Unit Combat Operations According to the Law of War

34-3-0001 Monitor Platoon Operational Status

Enlisted MOS: COM Skill Level: 1

Individual Task(s)

113-637-2001(SL1)	Communicate via a Tactical Radio
301-371-1000(SL1)	REPORT INTELLIGENCE INFORMATION
301-371-1052(SL1)	PROTECT CLASSIFIED INFORMATION AND MATERIAL

Enlisted MOS: COM Skill Level: 2

Individual Task(s)

181-105-2002(SL2)	Conduct Combat Operations According to the Law of War
805C-PAD-2461(SL2)	Maintain Accountability of Personnel (Status Report)
850-001-2000(SL2)	Employ Accident Prevention Measures and Risk Mgt Process

Enlisted MOS: COM Skill Level: 3

Individual Task(s)

071-332-5000(SL3)	Prepare an Operation Overlay
071-332-5021(SL3)	Prepare a Situation Map
101-92Y-0002(SL3)	Plan Tactical Re-Supply Operations
441-091-3000(SL3)	Supervise the Implementation of Air Defense Measures
850-001-3001(SL3)	Control Mission Safety Hazard

Enlisted MOS: COM Skill Level: 4

Individual Task(s)

101-92Y-0001(SL4)	Supervise Supply Activities
101-CLT-0198(SL4)	Supervise Tactical Feeding Operation
151-357-0001(SL4)	Supervise CSS Functions During Platoon Operations
805C-PAD-4595(SL4)	Supervise Cross-leveling of Personnel
850-001-4001(SL4)	Integrate Risk Mgt Into Platoon

Officer MOS: COM Skill Level: Pre-Commissioned

Individual Task(s)

01-9001.17-0003	Build a Cohesive Unit or Organization
01-9001.19-0002	Take Charge of a Company, Staff Section, or Equivalent Sized Organization
01-9007.01-0250	Brief to Inform, Persuade, or Direct
01-9017.02-0002	Conduct a Battle Analysis
03-5105.00-0002	Direct Field Feeding Operations
03-8310.00-9000	Supervise Unit Preventive Medicine and Field Sanitation Procedures

03-9001.10-0004	Apply the Ethical Decision-Making Process as a Commander or Staff Officer
03-9001.12-0003	Communicate Effectively as a Commander or Staff Officer
03-9001.13-0001	Solve Problems Using the Military Problem Solving Process
03-9001.14-0002	Motivate Subordinates to Accomplish Unit Missions
03-9003.02-0001	Manage Accident Risk in Unit Operations
04-3303.02-0014	Prepare Platoon or Company Combat Orders
04-3303.02-0037	Navigate While Mounted
04-5030.00-2013	Implement Mission-Oriented Protective Posture Based on Threat or Direction
04-5030.00-2017	Prepare for Nuclear, Biological, or Chemical Attack
S1-9011.07-0001	Describe the Brigade Fight
S3-9001.18-0002	Minimize Combat Stress
S3-9060.00-1000	Conduct Small Unit Combat Operations According to the Law of War

34-3-9000 Execute Collection and Jamming (C&J) Platoon Operations

Enlisted MOS: COM Skill Level: 1

Individual Task(s)

113-637-2001(SL1)	Communicate via a Tactical Radio
301-371-1000(SL1)	REPORT INTELLIGENCE INFORMATION
301-371-1052(SL1)	PROTECT CLASSIFIED INFORMATION AND MATERIAL

Enlisted MOS: COM Skill Level: 2

Individual Task(s)

181-105-2002(SL2)	Conduct Combat Operations According to the Law of War
805C-PAD-2461(SL2)	Maintain Accountability of Personnel (Status Report)
850-001-2000(SL2)	Employ Accident Prevention Measures and Risk Mgt Process

Enlisted MOS: COM Skill Level: 3

Individual Task(s)

071-332-5000(SL3)	Prepare an Operation Overlay
071-332-5021(SL3)	Prepare a Situation Map
101-92Y-0002(SL3)	Plan Tactical Re-Supply Operations
441-091-3000(SL3)	Supervise the Implementation of Air Defense Measures
850-001-3001(SL3)	Control Mission Safety Hazard

Enlisted MOS: COM Skill Level: 4

Individual Task(s)

101-92Y-0001(SL4)	Supervise Supply Activities
101-CLT-0198(SL4)	Supervise Tactical Feeding Operation
151-357-0001(SL4)	Supervise CSS Functions During Platoon Operations
805C-PAD-4595(SL4)	Supervise Cross-leveling of Personnel
850-001-4001(SL4)	Integrate Risk Mgt Into Platoon

Officer MOS: COM Skill Level: Pre-Commissioned

Individual Task(s)

01-9001.17-0003	Build a Cohesive Unit or Organization
-----------------	---------------------------------------

01-9001.19-0002	Take Charge of a Company, Staff Section, or Equivalent Sized Organization
01-9007.01-0250	Brief to Inform, Persuade, or Direct
01-9017.02-0002	Conduct a Battle Analysis
03-5105.00-0002	Direct Field Feeding Operations
03-8310.00-9000	Supervise Unit Preventive Medicine and Field Sanitation Procedures
03-9001.10-0004	Apply the Ethical Decision-Making Process as a Commander or Staff Officer
03-9001.12-0003	Communicate Effectively as a Commander or Staff Officer
03-9001.13-0001	Solve Problems Using the Military Problem Solving Process
03-9001.14-0002	Motivate Subordinates to Accomplish Unit Missions
03-9003.02-0001	Manage Accident Risk in Unit Operations
04-3303.02-0014	Prepare Platoon or Company Combat Orders
04-3303.02-0037	Navigate While Mounted
04-5030.00-2013	Implement Mission-Oriented Protective Posture Based on Threat or Direction
04-5030.00-2017	Prepare for Nuclear, Biological, or Chemical Attack
S1-9011.07-0001	Describe the Brigade Fight
S3-9001.18-0002	Minimize Combat Stress
S3-9060.00-1000	Conduct Small Unit Combat Operations According to the Law of War

34-3-9020 Execute Service Support Platoon Operations

Enlisted MOS: COM Skill Level: 1

Individual Task(s)	
113-637-2001(SL1)	Communicate via a Tactical Radio
301-371-1000(SL1)	REPORT INTELLIGENCE INFORMATION
301-371-1052(SL1)	PROTECT CLASSIFIED INFORMATION AND MATERIAL

Enlisted MOS: COM Skill Level: 2

Individual Task(s)	
181-105-2002(SL2)	Conduct Combat Operations According to the Law of War
805C-PAD-2461(SL2)	Maintain Accountability of Personnel (Status Report)
850-001-2000(SL2)	Employ Accident Prevention Measures and Risk Mgt Process

Enlisted MOS: COM Skill Level: 3

Individual Task(s)	
071-332-5000(SL3)	Prepare an Operation Overlay
071-332-5021(SL3)	Prepare a Situation Map
101-92Y-0002(SL3)	Plan Tactical Re-Supply Operations
441-091-3000(SL3)	Supervise the Implementation of Air Defense Measures
850-001-3001(SL3)	Control Mission Safety Hazard

Enlisted MOS: COM Skill Level: 4

Individual Task(s)	
101-92Y-0001(SL4)	Supervise Supply Activities
101-CLT-0198(SL4)	Supervise Tactical Feeding Operation
151-357-0001(SL4)	Supervise CSS Functions During Platoon Operations
805C-PAD-4595(SL4)	Supervise Cross-leveling of Personnel
850-001-4001(SL4)	Integrate Risk Mgt Into Platoon

Officer MOS: COM Skill Level: Pre-Commissioned

Individual Task(s)	
01-9001.17-0003	Build a Cohesive Unit or Organization
01-9001.19-0002	Take Charge of a Company, Staff Section, or Equivalent Sized Organization
01-9007.01-0250	Brief to Inform, Persuade, or Direct
01-9017.02-0002	Conduct a Battle Analysis
03-5105.00-0002	Direct Field Feeding Operations
03-8310.00-9000	Supervise Unit Preventive Medicine and Field Sanitation Procedures
03-9001.10-0004	Apply the Ethical Decision-Making Process as a Commander or Staff Officer
03-9001.12-0003	Communicate Effectively as a Commander or Staff Officer
03-9001.13-0001	Solve Problems Using the Military Problem Solving Process
03-9001.14-0002	Motivate Subordinates to Accomplish Unit Missions
03-9003.02-0001	Manage Accident Risk in Unit Operations
04-3303.02-0014	Prepare Platoon or Company Combat Orders
04-3303.02-0037	Navigate While Mounted
04-5030.00-2013	Implement Mission-Oriented Protective Posture Based on Threat or Direction
04-5030.00-2017	Prepare for Nuclear, Biological, or Chemical Attack
S1-9011.07-0001	Describe the Brigade Fight
S3-9001.18-0002	Minimize Combat Stress
S3-9060.00-1000	Conduct Small Unit Combat Operations According to the Law of War

34-3-9029 Execute Operations Platoon Operations (Sep Bde)**Enlisted MOS: COM Skill Level: 1**

Individual Task(s)	
113-637-2001(SL1)	Communicate via a Tactical Radio
301-371-1000(SL1)	REPORT INTELLIGENCE INFORMATION
301-371-1052(SL1)	PROTECT CLASSIFIED INFORMATION AND MATERIAL

Enlisted MOS: COM Skill Level: 2

Individual Task(s)	
181-105-2002(SL2)	Conduct Combat Operations According to the Law of War
805C-PAD-2461(SL2)	Maintain Accountability of Personnel (Status Report)
850-001-2000(SL2)	Employ Accident Prevention Measures and Risk Mgt Process

Enlisted MOS: COM Skill Level: 3

Individual Task(s)	
071-332-5000(SL3)	Prepare an Operation Overlay
071-332-5021(SL3)	Prepare a Situation Map
101-92Y-0002(SL3)	Plan Tactical Re-Supply Operations
441-091-3000(SL3)	Supervise the Implementation of Air Defense Measures
850-001-3001(SL3)	Control Mission Safety Hazard

Enlisted MOS: COM Skill Level: 4

Individual Task(s)

101-92Y-0001(SL4)	Supervise Supply Activities
101-CLT-0198(SL4)	Supervise Tactical Feeding Operation
151-357-0001(SL4)	Supervise CSS Functions During Platoon Operations
805C-PAD-4595(SL4)	Supervise Cross-leveling of Personnel
850-001-4001(SL4)	Integrate Risk Mgt Into Platoon

Officer MOS: COM Skill Level: Pre-Commissioned

Individual Task(s)	
01-9001.17-0003	Build a Cohesive Unit or Organization
01-9001.19-0002	Take Charge of a Company, Staff Section, or Equivalent Sized Organization
01-9007.01-0250	Brief to Inform, Persuade, or Direct
01-9017.02-0002	Conduct a Battle Analysis
03-5105.00-0002	Direct Field Feeding Operations
03-8310.00-9000	Supervise Unit Preventive Medicine and Field Sanitation Procedures
03-9001.10-0004	Apply the Ethical Decision-Making Process as a Commander or Staff Officer
03-9001.12-0003	Communicate Effectively as a Commander or Staff Officer
03-9001.13-0001	Solve Problems Using the Military Problem Solving Process
03-9001.14-0002	Motivate Subordinates to Accomplish Unit Missions
03-9003.02-0001	Manage Accident Risk in Unit Operations
04-3303.02-0014	Prepare Platoon or Company Combat Orders
04-3303.02-0037	Navigate While Mounted
04-5030.00-2013	Implement Mission-Oriented Protective Posture Based on Threat or Direction
04-5030.00-2017	Prepare for Nuclear, Biological, or Chemical Attack
S1-9011.07-0001	Describe the Brigade Fight
S3-9001.18-0002	Minimize Combat Stress
S3-9060.00-1000	Conduct Small Unit Combat Operations According to the Law of War

34-4-0005 Prepare Sensors Anti-Intrusion DT-561/GSQ, DT-562/GSQ, and DT-565/GSQ for Operation

Enlisted MOS: 96R Skill Level: 1

Individual Task(s)	
301-341-1704	REPLACE BATTERY BA 5598

34-4-0006 Employ the Anti-Intrusion DT-561/GSQ, DT-562/GSQ, and DT-565/GSQ Sensors

Enlisted MOS: COM Skill Level: 1

Individual Task(s)	
052-191-1362(SL1)	CAMOUFLAGE EQUIPMENT
071-326-0503(SL1)	Move Over, Through, or Around Obstacles (Except Minefields)
071-326-0510(SL1)	React to Indirect Fire While Dismounted
071-326-0511(SL1)	React to Flares
071-326-3002(SL1)	React to Indirect Fire While Mounted
071-329-1006(SL1)	Navigate from One Point on the Ground to Another Point While Dismounted
071-329-1030(SL1)	Navigate from One Point on the Ground to Another Point While Mounted
071-331-0815(SL1)	Practice Noise, Light, and Litter Discipline
071-410-0002(SL1)	React to Direct Fire While Mounted
113-637-2001(SL1)	Communicate via a Tactical Radio

Enlisted MOS: COM Skill Level: 2

Individual Task(s)	
071-329-1019(SL2)	Use a Map Overlay
101-92Y-0006(SL2)	Inspect equipment for accountability, cleanliness, and serviceability
181-105-2002(SL2)	Conduct Combat Operations According to the Law of War
441-091-2000(SL2)	Defend Against Air Attack (Active)
850-001-2000(SL2)	Employ Accident Prevention Measures and Risk Mgt Process

Enlisted MOS: COM Skill Level: 3

Individual Task(s)	
850-001-3001(SL3)	Control Mission Safety Hazard

34-4-0007 Employ Remotely Monitored Battlefield Sensor System (REMBASS)**Enlisted MOS: 96R Skill Level: 1**

Individual Task(s)	
301-341-1801	PREPARE A SENSOR ACTIVATION SPOT REPORT
301-341-1802	PREPARE SENSOR OPERATOR DATA RECORD (SODR)
301-341-1803	PREPARE A SENSOR SKETCH MAP

Enlisted MOS: 96R Skill Level: 2

Individual Task(s)	
301-341-2342	PREPARE A TERRAIN PROFILE FOR A GROUND SURVEILLANCE MISSION

Enlisted MOS: COM Skill Level: 1

Individual Task(s)	
052-191-1361(SL1)	CAMOUFLAGE YOURSELF AND YOUR INDIVIDUAL EQUIPMENT
052-191-1362(SL1)	CAMOUFLAGE EQUIPMENT
071-326-0502(SL1)	Move Under Direct Fire
071-326-0503(SL1)	Move Over, Through, or Around Obstacles (Except Minefields)
071-326-0510(SL1)	React to Indirect Fire While Dismounted
071-326-0511(SL1)	React to Flares
071-326-0513(SL1)	Select Temporary Fighting Positions
071-326-3002(SL1)	React to Indirect Fire While Mounted
071-329-1006(SL1)	Navigate from One Point on the Ground to Another Point While Dismounted
071-329-1030(SL1)	Navigate from One Point on the Ground to Another Point While Mounted
071-331-0815(SL1)	Practice Noise, Light, and Litter Discipline
071-410-0002(SL1)	React to Direct Fire While Mounted
071-710-0006(SL1)	Plan Use of Night Vision Devices
113-637-2001(SL1)	Communicate via a Tactical Radio
301-371-1000(SL1)	REPORT INTELLIGENCE INFORMATION
301-371-1052(SL1)	PROTECT CLASSIFIED INFORMATION AND MATERIAL

Enlisted MOS: COM Skill Level: 2

Individual Task(s)	
031-503-3008(SL2)	IMPLEMENT MISSION-ORIENTED PROTECTIVE POSTURE
061-283-6003(SL2)	ADJUST INDIRECT FIRE
071-326-5502(SL2)	Issue a Fragmentary Order
071-326-5505(SL2)	Issue an Oral Operation Order
071-326-5705(SL2)	Establish an Observation Post
071-329-1019(SL2)	Use a Map Overlay
071-430-0002(SL2)	Conduct a Defense by a Squad
091-CLT-4029(SL2)	Supervise Preventive Maintenance Checks and Services (PMCS)
101-92Y-0006(SL2)	Inspect equipment for accountability, cleanliness, and serviceability
181-105-2002(SL2)	Conduct Combat Operations According to the Law of War
441-091-2000(SL2)	Defend Against Air Attack (Active)
850-001-2000(SL2)	Employ Accident Prevention Measures and Risk Mgt Process

Enlisted MOS: COM Skill Level: 3

Individual Task(s)	
071-326-5805(SL3)	Conduct a Route Reconnaissance Mission
071-332-5021(SL3)	Prepare a Situation Map
071-430-0003(SL3)	Consolidate a Squad Following Enemy Contact While in the Defense
071-430-0004(SL3)	Reorganize a Squad Following Enemy Contact While in the Defense

34-4-0008 Emplace Antenna Group OE-239

Enlisted MOS: 96R Skill Level: 1

Individual Task(s)	
301-341-1836	EMPLOY ANTENNA GROUP OE-239

Enlisted MOS: COM Skill Level: 2

Individual Task(s)	
850-001-2000(SL2)	Employ Accident Prevention Measures and Risk Mgt Process

Enlisted MOS: COM Skill Level: 3

Individual Task(s)	
850-001-3001(SL3)	Control Mission Safety Hazard

34-4-0009 Prepare the Repeater for Operation

Enlisted MOS: 96R Skill Level: 1

Individual Task(s)	
301-341-1709	EMPLOY REPEATER RT-1175(*)
301-341-1710	REPLACE BATTERY BA 5590/U AND POWER SUPPLY PP 8080

Enlisted MOS: COM Skill Level: 2

Individual Task(s)	
--------------------	--

091-CLT-4029(SL2) Supervise Preventive Maintenance Checks and Services (PMCS)
 101-92Y-0006(SL2) Inspect equipment for accountability, cleanliness, and serviceability
 850-001-2000(SL2) Employ Accident Prevention Measures and Risk Mgt Process

Enlisted MOS: COM Skill Level: 3

Individual Task(s)
 850-001-3001(SL3) Control Mission Safety Hazard

34-4-0010 Emplace the Repeater for Operation

Enlisted MOS: 96R Skill Level: 1

Individual Task(s)
 301-341-1709EMPLOY REPEATER RT-1175(*)

Enlisted MOS: COM Skill Level: 1

Individual Task(s)
 052-191-1362(SL1) CAMOUFLAGE EQUIPMENT

Enlisted MOS: COM Skill Level: 2

Individual Task(s)
 071-329-1019(SL2) Use a Map Overlay
 091-CLT-4029(SL2) Supervise Preventive Maintenance Checks and Services (PMCS)
 101-92Y-0006(SL2) Inspect equipment for accountability, cleanliness, and serviceability
 850-001-2000(SL2) Employ Accident Prevention Measures and Risk Mgt Process

Enlisted MOS: COM Skill Level: 3

Individual Task(s)
 850-001-3001(SL3) Control Mission Safety Hazard

34-4-0011 Recover the Repeater

Enlisted MOS: 96R Skill Level: 1

Individual Task(s)
 301-341-1709EMPLOY REPEATER RT-1175(*)

Enlisted MOS: COM Skill Level: 1

Individual Task(s)
 071-329-1006(SL1) Navigate from One Point on the Ground to Another Point While Dismounted
 071-329-1030(SL1) Navigate from One Point on the Ground to Another Point While Mounted
 071-331-0815(SL1) Practice Noise, Light, and Litter Discipline

Enlisted MOS: COM Skill Level: 2

Individual Task(s)
071-329-1019(SL2) Use a Map Overlay
091-CLT-4029(SL2) Supervise Preventive Maintenance Checks and Services (PMCS)
101-92Y-0006(SL2) Inspect equipment for accountability, cleanliness, and serviceability
850-001-2000(SL2) Employ Accident Prevention Measures and Risk Mgt Process

Enlisted MOS: COM Skill Level: 3

Individual Task(s)
850-001-3001(SL3) Control Mission Safety Hazard

34-4-0012 Operate the Portable Monitoring Set R-2016

Enlisted MOS: COM Skill Level: 2

Individual Task(s)
091-CLT-4029(SL2) Supervise Preventive Maintenance Checks and Services (PMCS)
101-92Y-0006(SL2) Inspect equipment for accountability, cleanliness, and serviceability
850-001-2000(SL2) Employ Accident Prevention Measures and Risk Mgt Process

Enlisted MOS: COM Skill Level: 3

Individual Task(s)
850-001-3001(SL3) Control Mission Safety Hazard

34-4-0013 Operate Code Programmer, C-10434/GSQ

Enlisted MOS: COM Skill Level: 2

Individual Task(s)
091-CLT-4029(SL2) Supervise Preventive Maintenance Checks and Services (PMCS)
101-92Y-0006(SL2) Inspect equipment for accountability, cleanliness, and serviceability
850-001-2000(SL2) Employ Accident Prevention Measures and Risk Mgt Process

Enlisted MOS: COM Skill Level: 3

Individual Task(s)
850-001-3001(SL3) Control Mission Safety Hazard

34-4-0014 Recover the Sensors (Remotely Monitored Battlefield Sensor System (REMBASS))

Enlisted MOS: COM Skill Level: 1

Individual Task(s)
071-329-1006(SL1) Navigate from One Point on the Ground to Another Point While Dismounted
071-329-1030(SL1) Navigate from One Point on the Ground to Another Point While Mounted

Enlisted MOS: COM Skill Level: 2

Individual Task(s)
 071-329-1019(SL2) Use a Map Overlay
 091-CLT-4029(SL2) Supervise Preventive Maintenance Checks and Services (PMCS)
 101-92Y-0006(SL2) Inspect equipment for accountability, cleanliness, and serviceability
 850-001-2000(SL2) Employ Accident Prevention Measures and Risk Mgt Process

Enlisted MOS: COM Skill Level: 3

Individual Task(s)
 850-001-3001(SL3) Control Mission Safety Hazard

34-4-0301 Repair IEW Equipment in a Unit/DS/GS Maintenance Facility**Enlisted MOS: COM Skill Level: 1**

Individual Task(s)
 301-371-1052(SL1) PROTECT CLASSIFIED INFORMATION AND MATERIAL

Enlisted MOS: COM Skill Level: 2

Individual Task(s)
 091-CLT-4029(SL2) Supervise Preventive Maintenance Checks and Services (PMCS)
 101-92Y-0006(SL2) Inspect equipment for accountability, cleanliness, and serviceability
 850-001-2000(SL2) Employ Accident Prevention Measures and Risk Mgt Process

Enlisted MOS: COM Skill Level: 3

Individual Task(s)
 301-371-1150(SL3) IDENTIFY INTELLIGENCE AND ELECTRONIC WARFARE (IEW) ASSETS
 850-001-3001(SL3) Control Mission Safety Hazard

Enlisted MOS: COM Skill Level: 4

Individual Task(s)
 091-CLT-3009(SL4) Supervise Maintenance Operations
 151-357-0002(SL4) Coordinate Combat Service Support (CSS) Operations
 850-001-4001(SL4) Integrate Risk Mgt Into Platoon

34-4-0302 Control Intelligence and Electronic Warfare Equipment Repair Process in a Unit/Direct Support/General Support Facility**Enlisted MOS: COM Skill Level: 1**

Individual Task(s)
 301-371-1052(SL1) PROTECT CLASSIFIED INFORMATION AND MATERIAL

Enlisted MOS: COM Skill Level: 2

Individual Task(s)
 091-CLT-4029(SL2) Supervise Preventive Maintenance Checks and Services (PMCS)

101-92Y-0006(SL2) Inspect equipment for accountability, cleanliness, and serviceability
850-001-2000(SL2) Employ Accident Prevention Measures and Risk Mgt Process

Enlisted MOS: COM Skill Level: 3

Individual Task(s)
301-371-1150(SL3) IDENTIFY INTELLIGENCE AND ELECTRONIC WARFARE (IEW) ASSETS
850-001-3001(SL3) Control Mission Safety Hazard

Enlisted MOS: COM Skill Level: 4

Individual Task(s)
091-CLT-3009(SL4) Supervise Maintenance Operations
151-357-0002(SL4) Coordinate Combat Service Support (CSS) Operations
850-001-4001(SL4) Integrate Risk Mgt Into Platoon

34-4-0303 Perform Material Technical Inspection (TI) and Evacuation Operations of IEW Equipment

Enlisted MOS: COM Skill Level: 1

Individual Task(s)
301-371-1052(SL1) PROTECT CLASSIFIED INFORMATION AND MATERIAL

Enlisted MOS: COM Skill Level: 2

Individual Task(s)
091-CLT-4029(SL2) Supervise Preventive Maintenance Checks and Services (PMCS)
101-92Y-0006(SL2) Inspect equipment for accountability, cleanliness, and serviceability
850-001-2000(SL2) Employ Accident Prevention Measures and Risk Mgt Process

Enlisted MOS: COM Skill Level: 3

Individual Task(s)
301-371-1150(SL3) IDENTIFY INTELLIGENCE AND ELECTRONIC WARFARE (IEW) ASSETS
850-001-3001(SL3) Control Mission Safety Hazard

Enlisted MOS: COM Skill Level: 4

Individual Task(s)
091-CLT-3009(SL4) Supervise Maintenance Operations
151-357-0002(SL4) Coordinate Combat Service Support (CSS) Operations
850-001-4001(SL4) Integrate Risk Mgt Into Platoon

34-4-0304 Repair Intelligence and Electronic Warfare Systems/Equipment at a Forward-Deployed Location

Enlisted MOS: COM Skill Level: 1

Individual Task(s)
301-371-1052(SL1) PROTECT CLASSIFIED INFORMATION AND MATERIAL

Enlisted MOS: COM Skill Level: 2

Individual Task(s)	
091-CLT-4029(SL2)	Supervise Preventive Maintenance Checks and Services (PMCS)
101-92Y-0006(SL2)	Inspect equipment for accountability, cleanliness, and serviceability
850-001-2000(SL2)	Employ Accident Prevention Measures and Risk Mgt Process

Enlisted MOS: COM Skill Level: 3

Individual Task(s)	
031-503-3004	SUPERVISE THE CROSSING OF A CONTAMINATED AREA
301-371-1150(SL3)	IDENTIFY INTELLIGENCE AND ELECTRONIC WARFARE (IEW) ASSETS
850-001-3001(SL3)	Control Mission Safety Hazard

Enlisted MOS: COM Skill Level: 4

Individual Task(s)	
091-CLT-3009(SL4)	Supervise Maintenance Operations
151-357-0002(SL4)	Coordinate Combat Service Support (CSS) Operations
850-001-4001(SL4)	Integrate Risk Mgt Into Platoon

34-4-0305 Conduct Intelligence and Electronic Warfare (IEW) Systems Integration Operations**Enlisted MOS: COM Skill Level: 1**

Individual Task(s)	
301-371-1052(SL1)	PROTECT CLASSIFIED INFORMATION AND MATERIAL

Enlisted MOS: COM Skill Level: 2

Individual Task(s)	
091-CLT-4029(SL2)	Supervise Preventive Maintenance Checks and Services (PMCS)
101-92Y-0006(SL2)	Inspect equipment for accountability, cleanliness, and serviceability
850-001-2000(SL2)	Employ Accident Prevention Measures and Risk Mgt Process

Enlisted MOS: COM Skill Level: 3

Individual Task(s)	
301-371-1150(SL3)	IDENTIFY INTELLIGENCE AND ELECTRONIC WARFARE (IEW) ASSETS
850-001-3001(SL3)	Control Mission Safety Hazard

Enlisted MOS: COM Skill Level: 4

Individual Task(s)	
091-CLT-3009(SL4)	Supervise Maintenance Operations
151-357-0002(SL4)	Coordinate Combat Service Support (CSS) Operations
850-001-4001(SL4)	Integrate Risk Mgt Into Platoon

34-4-0306 Perform Quality Assurance on IEW Systems Maintenance Operations

Enlisted MOS: COM Skill Level: 1

Individual Task(s)
301-371-1052(SL1) PROTECT CLASSIFIED INFORMATION AND MATERIAL

Enlisted MOS: COM Skill Level: 2

Individual Task(s)
071-326-0515 SELECT A MOVEMENT ROUTE USING A MAP
071-329-1006 NAVIGATE FROM ONE POINT ON THE GROUND TO ANOTHER POINT WHILE DISMOUNTED
091-CLT-4029(SL2) Supervise Preventive Maintenance Checks and Services (PMCS)
101-92Y-0006(SL2) Inspect equipment for accountability, cleanliness, and serviceability
113-573-8006 USE AN AUTOMATED SIGNAL OPERATION INSTRUCTION (SOI)
850-001-2000(SL2) Employ Accident Prevention Measures and Risk Mgt Process

Enlisted MOS: COM Skill Level: 3

Individual Task(s)
031-503-3004 SUPERVISE THE CROSSING OF A CONTAMINATED AREA
071-328-5301 INSPECT PERSONNEL/EQUIPMENT
301-371-1150(SL3) IDENTIFY INTELLIGENCE AND ELECTRONIC WARFARE (IEW) ASSETS
850-001-3001(SL3) Control Mission Safety Hazard

Enlisted MOS: COM Skill Level: 4

Individual Task(s)
071-326-5626 PREPARE AN ORAL OPERATION ORDER
091-CLT-3009(SL4) Supervise Maintenance Operations
151-357-0002(SL4) Coordinate Combat Service Support (CSS) Operations
551-721-3359 PREPARE A STRIP MAP
850-001-4001(SL4) Integrate Risk Mgt Into Platoon

34-4-0600 Prepare the All Source Analysis System (ASAS) for Redeployment

Enlisted MOS: COM Skill Level: 1

Individual Task(s)
071-329-1030(SL1) Navigate from One Point on the Ground to Another Point While Mounted
301-371-1052(SL1) PROTECT CLASSIFIED INFORMATION AND MATERIAL

Enlisted MOS: COM Skill Level: 2

Individual Task(s)
071-326-5502(SL2) Issue a Fragmentary Order
071-326-5503(SL2) Issue a Warning Order
071-329-1019(SL2) Use a Map Overlay
091-CLT-4029(SL2) Supervise Preventive Maintenance Checks and Services (PMCS)
101-92Y-0006(SL2) Inspect equipment for accountability, cleanliness, and serviceability
850-001-2000(SL2) Employ Accident Prevention Measures and Risk Mgt Process

Enlisted MOS: COM Skill Level: 3

Individual Task(s)
 071-326-3013(SL3) CONDUCT A TACTICAL ROAD MARCH
 850-001-3001(SL3) Control Mission Safety Hazard

34-4-0601 Establish an Operational All Source Analysis System (ASAS) After a Move**Enlisted MOS: COM Skill Level: 1**

Individual Task(s)
 071-329-1030(SL1) Navigate from One Point on the Ground to Another Point While Mounted
 113-637-2001(SL1) Communicate via a Tactical Radio
 301-371-1000(SL1) REPORT INTELLIGENCE INFORMATION

Enlisted MOS: COM Skill Level: 2

Individual Task(s)
 071-326-5502(SL2) Issue a Fragmentary Order
 071-326-5503(SL2) Issue a Warning Order
 071-329-1019(SL2) Use a Map Overlay
 091-CLT-4029(SL2) Supervise Preventive Maintenance Checks and Services (PMCS)
 101-92Y-0006(SL2) Inspect equipment for accountability, cleanliness, and serviceability
 850-001-2000(SL2) Employ Accident Prevention Measures and Risk Mgt Process

Enlisted MOS: COM Skill Level: 3

Individual Task(s)
 850-001-3001(SL3) Control Mission Safety Hazard

34-4-0602 Conduct All Source Analysis System (ASAS) Operations**Enlisted MOS: COM Skill Level: 1**

Individual Task(s)
 113-600-2001(SL1) Communicate Via a Tactical Telephone
 113-637-2001(SL1) Communicate via a Tactical Radio
 301-371-1000(SL1) REPORT INTELLIGENCE INFORMATION

Enlisted MOS: COM Skill Level: 2

Individual Task(s)
 850-001-2000(SL2) Employ Accident Prevention Measures and Risk Mgt Process

Enlisted MOS: COM Skill Level: 3

Individual Task(s)
 850-001-3001(SL3) Control Mission Safety Hazard

34-4-1000 Establish the Unmanned Aerial Vehicle Launch & Recovery Site

Enlisted MOS: COM Skill Level: 1

Individual Task(s)	
052-191-1361(SL1)	CAMOUFLAGE YOURSELF AND YOUR INDIVIDUAL EQUIPMENT
052-191-1362(SL1)	CAMOUFLAGE EQUIPMENT
071-022-0015(SL1)	Prepare a Range Card for a Caliber .50 M2 Machine Gun
071-312-4032(SL1)	Prepare a Range Card for an M249 Machine Gun
071-325-4425(SL1)	Employ an M18A1 Claymore Mine
071-326-0513(SL1)	Select Temporary Fighting Positions
071-326-5703(SL1)	Construct Individual Fighting Positions
071-329-1030(SL1)	Navigate from One Point on the Ground to Another Point While Mounted
071-331-0815(SL1)	Practice Noise, Light, and Litter Discipline
113-637-2001(SL1)	Communicate via a Tactical Radio

Enlisted MOS: COM Skill Level: 2

Individual Task(s)	
071-326-5502(SL2)	Issue a Fragmentary Order
071-326-5503(SL2)	Issue a Warning Order
071-326-5704(SL2)	Supervise Construction of a Fighting Position
071-326-5705(SL2)	Establish an Observation Post
071-329-1019(SL2)	Use a Map Overlay
071-430-0002(SL2)	Conduct a Defense by a Squad
091-CLT-4029(SL2)	Supervise Preventive Maintenance Checks and Services (PMCS)
101-92Y-0006(SL2)	Inspect equipment for accountability, cleanliness, and serviceability
850-001-2000(SL2)	Employ Accident Prevention Measures and Risk Mgt Process

Enlisted MOS: COM Skill Level: 3

Individual Task(s)	
071-326-3013(SL3)	CONDUCT A TACTICAL ROAD MARCH
071-326-5805(SL3)	Conduct a Route Reconnaissance Mission
071-410-0012(SL3)	Conduct Occupation of an Assembly Area
101-92Y-0002(SL3)	Plan Tactical Re-Supply Operations
441-091-3000(SL3)	Supervise the Implementation of Air Defense Measures
850-001-3001(SL3)	Control Mission Safety Hazard

Enlisted MOS: COM Skill Level: 4

Individual Task(s)	
071-430-0006(SL4)	Conduct a Defense by a Platoon
151-357-0001(SL4)	Supervise CSS Functions During Platoon Operations
850-001-4001(SL4)	Integrate Risk Mgt Into Platoon

34-4-1001 Conduct Unmanned Aerial Vehicle Launch Operations

Enlisted MOS: COM Skill Level: 2

Individual Task(s)

071-326-5502(SL2)	Issue a Fragmentary Order
071-326-5503(SL2)	Issue a Warning Order
091-CLT-4029(SL2)	Supervise Preventive Maintenance Checks and Services (PMCS)
101-92Y-0006(SL2)	Inspect equipment for accountability, cleanliness, and serviceability
850-001-2000(SL2)	Employ Accident Prevention Measures and Risk Mgt Process

Enlisted MOS: COM Skill Level: 3

Individual Task(s)	
850-001-3001(SL3)	Control Mission Safety Hazard

Enlisted MOS: COM Skill Level: 4

Individual Task(s)	
091-CLT-3009(SL4)	Supervise Maintenance Operations
850-001-4001(SL4)	Integrate Risk Mgt Into Platoon

34-4-1002 Conduct Unmanned Aerial Vehicle Flight Operations**Enlisted MOS: COM Skill Level: 1**

Individual Task(s)	
113-637-2001(SL1)	Communicate via a Tactical Radio

Enlisted MOS: COM Skill Level: 2

Individual Task(s)	
091-CLT-4029(SL2)	Supervise Preventive Maintenance Checks and Services (PMCS)
101-92Y-0006(SL2)	Inspect equipment for accountability, cleanliness, and serviceability
850-001-2000(SL2)	Employ Accident Prevention Measures and Risk Mgt Process

Enlisted MOS: COM Skill Level: 3

Individual Task(s)	
850-001-3001(SL3)	Control Mission Safety Hazard

Enlisted MOS: COM Skill Level: 4

Individual Task(s)	
091-CLT-3009(SL4)	Supervise Maintenance Operations
850-001-4001(SL4)	Integrate Risk Mgt Into Platoon

34-4-1003 Conduct Unmanned Aerial Vehicle Recovery Operations**Enlisted MOS: COM Skill Level: 2**

Individual Task(s)	
091-CLT-4029(SL2)	Supervise Preventive Maintenance Checks and Services (PMCS)
101-92Y-0006(SL2)	Inspect equipment for accountability, cleanliness, and serviceability
850-001-2000(SL2)	Employ Accident Prevention Measures and Risk Mgt Process

Enlisted MOS: COM Skill Level: 3

Individual Task(s)
850-001-3001(SL3) Control Mission Safety Hazard

Enlisted MOS: COM Skill Level: 4

Individual Task(s)
091-CLT-3009(SL4) Supervise Maintenance Operations
850-001-4001(SL4) Integrate Risk Mgt Into Platoon

34-4-1004 Displace from the Unmanned Aerial Vehicle Launch and Recovery Site

Enlisted MOS: COM Skill Level: 1

Individual Task(s)
052-191-1361(SL1) CAMOUFLAGE YOURSELF AND YOUR INDIVIDUAL EQUIPMENT
052-191-1362(SL1) CAMOUFLAGE EQUIPMENT
071-329-1030(SL1) Navigate from One Point on the Ground to Another Point While Mounted
071-331-0815(SL1) Practice Noise, Light, and Litter Discipline
113-637-2001(SL1) Communicate via a Tactical Radio

Enlisted MOS: COM Skill Level: 2

Individual Task(s)
071-326-5502(SL2) Issue a Fragmentary Order
071-326-5503(SL2) Issue a Warning Order
071-329-1019(SL2) Use a Map Overlay
850-001-2000(SL2) Employ Accident Prevention Measures and Risk Mgt Process

Enlisted MOS: COM Skill Level: 3

Individual Task(s)
071-326-3013(SL3) CONDUCT A TACTICAL ROAD MARCH
071-326-5805(SL3) Conduct a Route Reconnaissance Mission
551-88M-0001(SL3) Lead a Convoy Serial/March Unit
850-001-3001(SL3) Control Mission Safety Hazard

Enlisted MOS: COM Skill Level: 4

Individual Task(s)
551-721-4326(SL4) PERFORM DUTIES AS CONVOY COMMANDER
850-001-4001(SL4) Integrate Risk Mgt Into Platoon

34-4-1200 Prepare the AN/TSQ-190 (V) Trojan Spirit for Deployment

Enlisted MOS: COM Skill Level: 1

Individual Task(s)

071-329-1030(SL1) Navigate from One Point on the Ground to Another Point While Mounted
 071-710-0006(SL1) Plan Use of Night Vision Devices
 113-637-2001(SL1) Communicate via a Tactical Radio
 551-721-1352PERFORM VEHICLE PREVENTIVE MAINTENANCE CHECKS AND SERVICES (PMCS)

Enlisted MOS: COM Skill Level: 2

Individual Task(s)
 071-326-5502(SL2) Issue a Fragmentary Order
 071-326-5503(SL2) Issue a Warning Order
 071-329-1019(SL2) Use a Map Overlay
 091-CLT-4029(SL2) Supervise Preventive Maintenance Checks and Services (PMCS)
 101-92Y-0006(SL2) Inspect equipment for accountability, cleanliness, and serviceability
 850-001-2000(SL2) Employ Accident Prevention Measures and Risk Mgt Process

Enlisted MOS: COM Skill Level: 3

Individual Task(s)
 071-326-3013(SL3) CONDUCT A TACTICAL ROAD MARCH
 850-001-3001(SL3) Control Mission Safety Hazard

34-4-1201 Establish the Operational Site (Trojan Spirit)**Enlisted MOS: COM Skill Level: 1**

Individual Task(s)
 052-191-1362(SL1) CAMOUFLAGE EQUIPMENT
 071-329-1030(SL1) Navigate from One Point on the Ground to Another Point While Mounted

Enlisted MOS: COM Skill Level: 2

Individual Task(s)
 071-329-1019(SL2) Use a Map Overlay
 091-CLT-4029(SL2) Supervise Preventive Maintenance Checks and Services (PMCS)
 101-92Y-0006(SL2) Inspect equipment for accountability, cleanliness, and serviceability
 850-001-2000(SL2) Employ Accident Prevention Measures and Risk Mgt Process

Enlisted MOS: COM Skill Level: 3

Individual Task(s)
 071-326-3013(SL3) CONDUCT A TACTICAL ROAD MARCH
 850-001-3001(SL3) Control Mission Safety Hazard

34-4-1202 Prepare the AN/TSQ-190 (V) for Operation (Trojan Spirit)**Enlisted MOS: COM Skill Level: 2**

Individual Task(s)
 850-001-2000(SL2) Employ Accident Prevention Measures and Risk Mgt Process

Enlisted MOS: COM Skill Level: 3

Individual Task(s)
850-001-3001(SL3) Control Mission Safety Hazard

34-5-0003 Establish the Radar Site (GSR)

Enlisted MOS: COM Skill Level: 1

Individual Task(s)
052-191-1361(SL1) CAMOUFLAGE YOURSELF AND YOUR INDIVIDUAL EQUIPMENT
071-326-0513(SL1) Select Temporary Fighting Positions

Enlisted MOS: COM Skill Level: 3

Individual Task(s)
071-332-5000(SL3) Prepare an Operation Overlay
071-720-0015(SL3) Conduct an Area Reconnaissance by a Platoon

Enlisted MOS: COM Skill Level: 4

Individual Task(s)
071-326-5775(SL4) Coordinate with an Adjacent Platoon

34-5-0004 Conduct Search with Radar

Enlisted MOS: COM Skill Level: 1

Individual Task(s)
052-191-1361(SL1) CAMOUFLAGE YOURSELF AND YOUR INDIVIDUAL EQUIPMENT
052-191-1362(SL1) CAMOUFLAGE EQUIPMENT
071-329-1006(SL1) Navigate from One Point on the Ground to Another Point While Dismounted
071-329-1030(SL1) Navigate from One Point on the Ground to Another Point While Mounted
071-331-0815(SL1) Practice Noise, Light, and Litter Discipline
071-710-0006(SL1) Plan Use of Night Vision Devices
301-371-1000(SL1) REPORT INTELLIGENCE INFORMATION

Enlisted MOS: COM Skill Level: 2

Individual Task(s)
850-001-2000(SL2) Employ Accident Prevention Measures and Risk Mgt Process

Enlisted MOS: COM Skill Level: 3

Individual Task(s)
071-326-3013(SL3) CONDUCT A TACTICAL ROAD MARCH
071-326-5805(SL3) Conduct a Route Reconnaissance Mission
071-720-0015(SL3) Conduct an Area Reconnaissance by a Platoon
850-001-3001(SL3) Control Mission Safety Hazard

Enlisted MOS: COM Skill Level: 4

Individual Task(s)	
181-101-4001(SL4)	Conduct a Search/Seizure
191-380-0109(SL4)	PLAN PATROL ACTIVITIES
850-001-4001(SL4)	Integrate Risk Mgt Into Platoon

34-5-0051 Conduct Common Ground Station (CGS) Pre-Mission Activities**Enlisted MOS: COM Skill Level: 1**

Individual Task(s)	
113-637-2001(SL1)	Communicate via a Tactical Radio

Enlisted MOS: COM Skill Level: 2

Individual Task(s)	
113-573-8006	USE AN AUTOMATED SIGNAL OPERATION INSTRUCTION (SOI)

34-5-0052 Conduct Common Ground Station (CGS) Mission Activities**Enlisted MOS: COM Skill Level: 1**

Individual Task(s)	
113-637-2001(SL1)	Communicate via a Tactical Radio
301-371-1052(SL1)	PROTECT CLASSIFIED INFORMATION AND MATERIAL

34-5-0053 Conduct Common Ground Station (CGS) Post-Mission Activities**Enlisted MOS: COM Skill Level: 1**

Individual Task(s)	
301-371-1052(SL1)	PROTECT CLASSIFIED INFORMATION AND MATERIAL

34-5-0054 Prepare the Common Ground Station (CGS) for Redeployment**Enlisted MOS: COM Skill Level: 2**

Individual Task(s)	
551-88N-0002(SL2)	Prepare for Unit Movement
850-001-2000(SL2)	Employ Accident Prevention Measures and Risk Mgt Process

Enlisted MOS: COM Skill Level: 3

Individual Task(s)	
551-88N-0004(SL3)	Coordinate Unit Movement
850-001-3001(SL3)	Control Mission Safety Hazard

Enlisted MOS: COM Skill Level: 4

Individual Task(s)
551-88N-0003(SL4) Plan Unit Move
850-001-4001(SL4) Integrate Risk Mgt Into Platoon

34-5-0205 Establish Interrogation Site

Enlisted MOS: COM Skill Level: 2

Individual Task(s)
191-376-4100(SL2) Perform EPW/CI Security and Control Activities at an EPW/CI CAMP

34-5-0214 Conduct Interrogation Support Operations

Enlisted MOS: 97E Skill Level: 1

Individual Task(s)
121-004-1227ESTABLISH FILES
301-97E-1321 ACCOUNT FOR CAPTURED ENEMY DOCUMENTS AND EQUIPMENT
301-97E-1322 SCREEN CAPTURED ENEMY DOCUMENTS AND EQUIPMENT
301-97E-1323 TRANSLATE DOCUMENTS
301-97E-1324 EVACUATE CAPTURED ENEMY DOCUMENTS AND EQUIPMENT
301-97E-1325 DETERMINE DISPOSITION OF DOCUMENTS CAPTURED WITH EPW/DETAINEES
301-97E-1400 PROCESS DOCUMENTS
301-97E-1401 SCREEN DOCUMENTS FOR INTELLIGENCE VALUE
301-97E-1402 DETERMINE DISPOSITION OF SOURCE RELATED DOCUMENTS
301-97E-1403 EXPLOIT DOCUMENTS
301-97E-1450 EXPLOIT OPEN SOURCE MATERIAL
301-97E-1451 CONDUCT AN INTERROGATION USING AN INTERPRETER
301-97E-1500 PREPARE A TACTICAL TRANSLATION REPORT
301-97E-1501 PREPARE A SPOT REPORT (IN SALUTE FORMAT)
301-97E-1502 PREPARE A TACTICAL INTERROGATION REPORT (TIR)

Enlisted MOS: 97E Skill Level: 3

Individual Task(s)
301-337-3305 SELECT SOURCES AND ASSIGN PRIORITY OF INTERROGATION
301-337-3308ASSIGN INTERROGATORS
301-97E-3309 ASSIGN DOCUMENT TRANSLATORS
301-97E-3310 ASSIGN INTERPRETERS

Enlisted MOS: 97E Skill Level: 4

Individual Task(s)
301-97E-4307 SUPERVISE INTERROGATION ACTIVITIES
301-97E-4309 SUPERVISE INTERPRETATION ACTIVITIES

Enlisted MOS: COM Skill Level: 1

Individual Task(s)	
113-637-2001(SL1)	Communicate via a Tactical Radio
181-105-1001(SL1)	Comply with the Law of War and the Geneva and Hague Conventions
301-371-1000(SL1)	REPORT INTELLIGENCE INFORMATION

Enlisted MOS: COM Skill Level: 2

Individual Task(s)	
181-105-2001(SL2)	Enforce the Law of War and the Geneva and Hague Conventions
191-376-4101(SL2)	Process EPW/CI at Collecting Point or Holding Area.
301-371-1200(SL2)	PROCESS CAPTURED MATERIEL

34-5-0800 Establish an Electronic Support (ES) or Electronic Attack (EA) Site**Enlisted MOS: COM Skill Level: 1**

Individual Task(s)	
071-326-0513(SL1)	Select Temporary Fighting Positions
071-326-5703(SL1)	Construct Individual Fighting Positions
071-329-1006(SL1)	Navigate from One Point on the Ground to Another Point While Dismounted
071-329-1030(SL1)	Navigate from One Point on the Ground to Another Point While Mounted
071-331-0815(SL1)	Practice Noise, Light, and Litter Discipline
071-331-1004(SL1)	Perform Duty as a Guard
113-571-1023(SL1)	Prepare a Written Message in USMTF Format
113-600-2001(SL1)	Communicate Via a Tactical Telephone
113-637-2001(SL1)	Communicate via a Tactical Radio
191-376-4114(SL1)	Control Entry to and Exit From a Restricted Area

Enlisted MOS: COM Skill Level: 2

Individual Task(s)	
071-326-0608(SL2)	Use Visual Signaling Techniques
071-326-5705(SL2)	Establish an Observation Post
071-329-1019(SL2)	Use a Map Overlay
071-430-0002(SL2)	Conduct a Defense by a Squad
091-CLT-4029(SL2)	Supervise Preventive Maintenance Checks and Services (PMCS)
441-091-2000(SL2)	Defend Against Air Attack (Active)
805C-PAD-2461(SL2)	Maintain Accountability of Personnel (Status Report)
805C-PAD-2472(SL2)	Prepare a Duty Roster

Enlisted MOS: COM Skill Level: 3

Individual Task(s)	
071-326-5805(SL3)	Conduct a Route Reconnaissance Mission
071-332-5000(SL3)	Prepare an Operation Overlay
071-332-5021(SL3)	Prepare a Situation Map
071-410-0012(SL3)	Conduct Occupation of an Assembly Area
071-720-0015(SL3)	Conduct an Area Reconnaissance by a Platoon
551-88N-0004(SL3)	Coordinate Unit Movement

Enlisted MOS: COM Skill Level: 4

Individual Task(s)
071-326-5775(SL4) Coordinate with an Adjacent Platoon
071-430-0006(SL4) Conduct a Defense by a Platoon
805C-PAD-1001(SL4) Prepare a Standing Operating Procedure (SOP)

34-5-0801 Conduct Voice Communications Intercept or Radio Direction Finding (RDF) Using AN/TRQ-32A(V)2

Enlisted MOS: COM Skill Level: 1

Individual Task(s)
113-600-2001(SL1) Communicate Via a Tactical Telephone
113-637-2001(SL1) Communicate via a Tactical Radio
301-371-1000(SL1) REPORT INTELLIGENCE INFORMATION
301-371-1050(SL1) IMPLEMENT OPERATIONS SECURITY (OPSEC) MEASURES
301-371-1052(SL1) PROTECT CLASSIFIED INFORMATION AND MATERIAL

Enlisted MOS: COM Skill Level: 2

Individual Task(s)
071-329-1019(SL2) Use a Map Overlay

Enlisted MOS: COM Skill Level: 3

Individual Task(s)
071-332-5000(SL3) Prepare an Operation Overlay
071-332-5021(SL3) Prepare a Situation Map
301-371-1150(SL3) IDENTIFY INTELLIGENCE AND ELECTRONIC WARFARE (IEW) ASSETS
805C-PAD-3591(SL3) Protect Classified Information and Materials
805C-PAD-3594(SL3) Store Classified Information and Materials

Enlisted MOS: COM Skill Level: 4

Individual Task(s)
071-326-5775(SL4) Coordinate with an Adjacent Platoon

34-5-0802 Establish a Low-Level Voice Intercept Collection Site

Enlisted MOS: COM Skill Level: 1

Individual Task(s)
052-191-1361(SL1) CAMOUFLAGE YOURSELF AND YOUR INDIVIDUAL EQUIPMENT
052-191-1362(SL1) CAMOUFLAGE EQUIPMENT
071-326-0513(SL1) Select Temporary Fighting Positions
071-326-5703(SL1) Construct Individual Fighting Positions
071-329-1006(SL1) Navigate from One Point on the Ground to Another Point While Dismounted
071-329-1030(SL1) Navigate from One Point on the Ground to Another Point While Mounted
071-331-0815(SL1) Practice Noise, Light, and Litter Discipline
071-331-1004(SL1) Perform Duty as a Guard

113-571-1023(SL1)	Prepare a Written Message in USMTF Format
113-600-2001(SL1)	Communicate Via a Tactical Telephone
113-637-2001(SL1)	Communicate via a Tactical Radio
191-376-4114(SL1)	Control Entry to and Exit From a Restricted Area
301-371-1000(SL1)	REPORT INTELLIGENCE INFORMATION
301-371-1050(SL1)	IMPLEMENT OPERATIONS SECURITY (OPSEC) MEASURES
301-371-1052(SL1)	PROTECT CLASSIFIED INFORMATION AND MATERIAL

Enlisted MOS: COM Skill Level: 2

Individual Task(s)	
071-326-0608(SL2)	Use Visual Signaling Techniques
071-326-5502(SL2)	Issue a Fragmentary Order
071-326-5503(SL2)	Issue a Warning Order
071-326-5705(SL2)	Establish an Observation Post
071-329-1019(SL2)	Use a Map Overlay
071-430-0002(SL2)	Conduct a Defense by a Squad
091-CLT-4029(SL2)	Supervise Preventive Maintenance Checks and Services (PMCS)
101-92Y-0006(SL2)	Inspect equipment for accountability, cleanliness, and serviceability
805C-PAD-2060(SL2)	Report Casualties
805C-PAD-2461(SL2)	Maintain Accountability of Personnel (Status Report)
805C-PAD-2472(SL2)	Prepare a Duty Roster

Enlisted MOS: COM Skill Level: 3

Individual Task(s)	
071-326-5805(SL3)	Conduct a Route Reconnaissance Mission
071-332-5000(SL3)	Prepare an Operation Overlay
071-332-5021(SL3)	Prepare a Situation Map
071-410-0012(SL3)	Conduct Occupation of an Assembly Area
071-720-0015(SL3)	Conduct an Area Reconnaissance by a Platoon
301-371-1150(SL3)	IDENTIFY INTELLIGENCE AND ELECTRONIC WARFARE (IEW) ASSETS
805C-PAD-3591(SL3)	Protect Classified Information and Materials
805C-PAD-3594(SL3)	Store Classified Information and Materials

Enlisted MOS: COM Skill Level: 4

Individual Task(s)	
071-326-5775(SL4)	Coordinate with an Adjacent Platoon
071-430-0006(SL4)	Conduct a Defense by a Platoon
805C-PAD-1001(SL4)	Prepare a Standing Operating Procedure (SOP)

34-5-0803 Conduct Voice Communications Intercept or Radio Direction Finding (RDF) Using the AN/PRD-12**Enlisted MOS: COM Skill Level: 1**

Individual Task(s)	
113-571-1023(SL1)	Prepare a Written Message in USMTF Format
113-600-2001(SL1)	Communicate Via a Tactical Telephone
113-637-2001(SL1)	Communicate via a Tactical Radio
301-371-1000(SL1)	REPORT INTELLIGENCE INFORMATION

301-371-1050(SL1) IMPLEMENT OPERATIONS SECURITY (OPSEC) MEASURES
301-371-1052(SL1) PROTECT CLASSIFIED INFORMATION AND MATERIAL

Enlisted MOS: COM Skill Level: 3

Individual Task(s)
301-371-1150(SL3) IDENTIFY INTELLIGENCE AND ELECTRONIC WARFARE (IEW) ASSETS
805C-PAD-3591(SL3) Protect Classified Information and Materials
805C-PAD-3594(SL3) Store Classified Information and Materials

Enlisted MOS: COM Skill Level: 4

Individual Task(s)
071-326-5775(SL4) Coordinate with an Adjacent Platoon
805C-PAD-1001(SL4) Prepare a Standing Operating Procedure (SOP)

34-5-0804 Conduct Voice Communications Intercept or Radio Direction Finding (RDF) Using the Prophet (AN/PRD-13(V)2)

Enlisted MOS: COM Skill Level: 1

Individual Task(s)
113-571-1023(SL1) Prepare a Written Message in USMTF Format
113-600-2001(SL1) Communicate Via a Tactical Telephone
113-637-2001(SL1) Communicate via a Tactical Radio
191-376-4114(SL1) Control Entry to and Exit From a Restricted Area
301-371-1000(SL1) REPORT INTELLIGENCE INFORMATION
301-371-1050(SL1) IMPLEMENT OPERATIONS SECURITY (OPSEC) MEASURES
301-371-1052(SL1) PROTECT CLASSIFIED INFORMATION AND MATERIAL

Enlisted MOS: COM Skill Level: 3

Individual Task(s)
301-371-1150(SL3) IDENTIFY INTELLIGENCE AND ELECTRONIC WARFARE (IEW) ASSETS
805C-PAD-3591(SL3) Protect Classified Information and Materials
805C-PAD-3594(SL3) Store Classified Information and Materials

Enlisted MOS: COM Skill Level: 4

Individual Task(s)
071-326-5775(SL4) Coordinate with an Adjacent Platoon

34-5-0805 Conduct HF OR VHF Electronic Attack (EA) Operations Using AN/TLQ-17A(V)3

Enlisted MOS: COM Skill Level: 1

Individual Task(s)
113-571-1023(SL1) Prepare a Written Message in USMTF Format
113-600-2001(SL1) Communicate Via a Tactical Telephone
113-637-2001(SL1) Communicate via a Tactical Radio

301-371-1000(SL1)	REPORT INTELLIGENCE INFORMATION
301-371-1050(SL1)	IMPLEMENT OPERATIONS SECURITY (OPSEC) MEASURES
301-371-1052(SL1)	PROTECT CLASSIFIED INFORMATION AND MATERIAL

Enlisted MOS: COM Skill Level: 3

Individual Task(s)	
301-371-1150(SL3)	IDENTIFY INTELLIGENCE AND ELECTRONIC WARFARE (IEW) ASSETS
805C-PAD-3591(SL3)	Protect Classified Information and Materials
805C-PAD-3594(SL3)	Store Classified Information and Materials

Enlisted MOS: COM Skill Level: 4

Individual Task(s)	
071-326-5775(SL4)	Coordinate with an Adjacent Platoon

Officer MOS: COM Skill Level: Pre-Commissioned

Individual Task(s)	
01-5767.02-0001	Conduct Electronic Counter-Counter Measures
01-5831.02-0003	Read a Message
01-5831.10-0004	Write a Message

34-5-0806 Perform Limited Analysis of Reported Information**Enlisted MOS: COM Skill Level: 1**

Individual Task(s)	
113-571-1023(SL1)	Prepare a Written Message in USMTF Format
113-600-2001(SL1)	Communicate Via a Tactical Telephone
113-637-2001(SL1)	Communicate via a Tactical Radio
301-371-1000(SL1)	REPORT INTELLIGENCE INFORMATION
301-371-1050(SL1)	IMPLEMENT OPERATIONS SECURITY (OPSEC) MEASURES
301-371-1052(SL1)	PROTECT CLASSIFIED INFORMATION AND MATERIAL

Enlisted MOS: COM Skill Level: 3

Individual Task(s)	
301-371-1150(SL3)	IDENTIFY INTELLIGENCE AND ELECTRONIC WARFARE (IEW) ASSETS
805C-PAD-3591(SL3)	Protect Classified Information and Materials
805C-PAD-3594(SL3)	Store Classified Information and Materials

34-5-0913 Prepare for Counterintelligence Operations**Enlisted MOS: COM Skill Level: 1**

Individual Task(s)	
113-637-2001(SL1)	Communicate via a Tactical Radio
181-105-1001(SL1)	Comply with the Law of War and the Geneva and Hague Conventions

Enlisted MOS: COM Skill Level: 2

Individual Task(s)
071-329-1019(SL2) Use a Map Overlay
181-105-2001(SL2) Enforce the Law of War and the Geneva and Hague Conventions
181-105-2002(SL2) Conduct Combat Operations According to the Law of War

Enlisted MOS: COM Skill Level: 3

Individual Task(s)
071-332-5000(SL3) Prepare an Operation Overlay

34-5-0914 Deploy Counterintelligence Team

Enlisted MOS: COM Skill Level: 1

Individual Task(s)
071-329-1006(SL1) Navigate from One Point on the Ground to Another Point While Dismounted
071-329-1030(SL1) Navigate from One Point on the Ground to Another Point While Mounted
113-637-2001(SL1) Communicate via a Tactical Radio

Enlisted MOS: COM Skill Level: 2

Individual Task(s)
071-326-0515 SELECT A MOVEMENT ROUTE USING A MAP
071-329-1011 ORIENT A MAP USING A COMPASS
091-CLT-4029(SL2) Supervise Preventive Maintenance Checks and Services (PMCS)

Enlisted MOS: COM Skill Level: 4

Individual Task(s)
091-CLT-3009(SL4) Supervise Maintenance Operations

34-5-0915 Perform Counterintelligence Operations

Enlisted MOS: COM Skill Level: 1

Individual Task(s)
301-371-1000(SL1) REPORT INTELLIGENCE INFORMATION
301-371-1050(SL1) IMPLEMENT OPERATIONS SECURITY (OPSEC) MEASURES

Enlisted MOS: COM Skill Level: 2

Individual Task(s)
071-329-1019(SL2) Use a Map Overlay

Enlisted MOS: COM Skill Level: 3

Individual Task(s)
071-332-5000(SL3) Prepare an Operation Overlay

071-332-5021(SL3) Prepare a Situation Map

Enlisted MOS: COM Skill Level: 4

Individual Task(s)
159-200-2020(SL4) Integrate threat capabilities into mission planning.

34-5-0916 Redeploy Counterintelligence Team

Enlisted MOS: COM Skill Level: 1

Individual Task(s)
071-329-1030(SL1) Navigate from One Point on the Ground to Another Point While Mounted

Enlisted MOS: COM Skill Level: 2

Individual Task(s)
091-CLT-4029(SL2) Supervise Preventive Maintenance Checks and Services (PMCS)
101-92Y-0006(SL2) Inspect equipment for accountability, cleanliness, and serviceability

Enlisted MOS: COM Skill Level: 3

Individual Task(s)
071-326-5805(SL3) Conduct a Route Reconnaissance Mission

Enlisted MOS: COM Skill Level: 4

Individual Task(s)
091-CLT-3009(SL4) Supervise Maintenance Operations

34-5-0917 Use a Linguist While Conducting an Interrogation

Enlisted MOS: COM Skill Level: 1

Individual Task(s)
181-105-1001(SL1) Comply with the Law of War and the Geneva and Hague Conventions
301-371-1000(SL1) REPORT INTELLIGENCE INFORMATION
301-371-1050(SL1) IMPLEMENT OPERATIONS SECURITY (OPSEC) MEASURES

Enlisted MOS: COM Skill Level: 2

Individual Task(s)
181-105-2001(SL2) Enforce the Law of War and the Geneva and Hague Conventions

34-5-1117 Break Contact

Enlisted MOS: COM Skill Level: 1

Individual Task(s)

071-008-0007(SL1)	Engage Targets with an M16A1 or M16A2 Rifle Using an AN/PAS-13 Series Thermal Sight
071-311-2025(SL1)	Maintain an M16A1 or M16A2 Rifle
071-311-2125(SL1)	Maintain an M203 Grenade Launcher
071-311-2127(SL1)	Load an M203 Grenade Launcher
071-311-2128(SL1)	Unload an M203 Grenade Launcher
071-311-2129(SL1)	Correct Malfunctions of an M203 Grenade Launcher
071-311-2130(SL1)	Engage Targets with an M203 Grenade Launcher
071-312-3007(SL1)	Prepare a Range Card for an M60 Machine Gun
071-312-3025(SL1)	Maintain an M60 Machine Gun
071-312-3027(SL1)	Load an M60 Machine Gun
071-312-3028(SL1)	Unload an M60 Machine Gun
071-312-3031(SL1)	Engage Targets with an M60 Machine Gun
071-315-2308(SL1)	Engage Targets with an M16A1 or M16A2 Rifle Using a Night Vision Sight AN/PVS-4
071-325-4401(SL1)	Perform Safety Checks on Hand Grenades
071-325-4407(SL1)	Employ Hand Grenades
071-326-0502(SL1)	Move Under Direct Fire
071-326-0503(SL1)	Move Over, Through, or Around Obstacles (Except Minefields)
071-326-0510(SL1)	React to Indirect Fire While Dismounted
071-326-0513(SL1)	Select Temporary Fighting Positions
071-329-1006(SL1)	Navigate from One Point on the Ground to Another Point While Dismounted
181-105-1001(SL1)	Comply with the Law of War and the Geneva and Hague Conventions

Enlisted MOS: COM Skill Level: 2

Individual Task(s)	
061-283-6003(SL2)	ADJUST INDIRECT FIRE
071-326-0515	SELECT A MOVEMENT ROUTE USING A MAP
101-92Y-0006(SL2)	Inspect equipment for accountability, cleanliness, and serviceability
181-105-2001(SL2)	Enforce the Law of War and the Geneva and Hague Conventions
181-105-2002(SL2)	Conduct Combat Operations According to the Law of War
805C-PAD-2461(SL2)	Maintain Accountability of Personnel (Status Report)

Enlisted MOS: COM Skill Level: 3

Individual Task(s)	
071-326-5805(SL3)	Conduct a Route Reconnaissance Mission

Enlisted MOS: COM Skill Level: 4

Individual Task(s)	
071-326-5775(SL4)	Coordinate with an Adjacent Platoon

Officer MOS: COM Skill Level: Pre-Commissioned

Individual Task(s)	
04-3306.01-0001	Control Movement Techniques

34-6-2003 Conduct Intelligence Preparation of the Battlefield (IPB) (BDE)

Enlisted MOS: COM Skill Level: 1

Individual Task(s)
 301-371-1000(SL1) REPORT INTELLIGENCE INFORMATION
 301-371-1052(SL1) PROTECT CLASSIFIED INFORMATION AND MATERIAL

Enlisted MOS: COM Skill Level: 3

Individual Task(s)
 071-332-5000(SL3) Prepare an Operation Overlay
 071-332-5021(SL3) Prepare a Situation Map

Officer MOS: COM Skill Level: Pre-Commissioned

Individual Task(s)
 01-9001.19-0002 Take Charge of a Company, Staff Section, or Equivalent Sized Organization
 01-9007.01-0130 Write to Persuade a Decision Maker to Choose a Course of Action
 01-9007.01-0250 Brief to Inform, Persuade, or Direct
 01-9017.02-0002 Conduct a Battle Analysis
 03-9001.10-0004 Apply the Ethical Decision-Making Process as a Commander or Staff Officer
 03-9001.12-0003 Communicate Effectively as a Commander or Staff Officer
 03-9001.13-0001 Solve Problems Using the Military Problem Solving Process

34-6-2004 Produce Intelligence Products (BDE)

Officer MOS: COM Skill Level: Pre-Commissioned

Individual Task(s)
 01-9001.19-0002 Take Charge of a Company, Staff Section, or Equivalent Sized Organization
 01-9007.01-0130 Write to Persuade a Decision Maker to Choose a Course of Action
 01-9007.01-0250 Brief to Inform, Persuade, or Direct
 01-9017.02-0002 Conduct a Battle Analysis
 03-9001.10-0004 Apply the Ethical Decision-Making Process as a Commander or Staff Officer
 03-9001.12-0003 Communicate Effectively as a Commander or Staff Officer
 03-9001.13-0001 Solve Problems Using the Military Problem Solving Process
 04-9007.01-0220 Write to Inform or Direct

34-6-2005 Disseminate Combat Information and Intelligence (BDE)

Enlisted MOS: 96B Skill Level: 3

Individual Task(s)
 301-336-3106 DISSEMINATE INTELLIGENCE REPORTS

Enlisted MOS: COM Skill Level: 1

Individual Task(s)
 113-637-2001(SL1) Communicate via a Tactical Radio

Officer MOS: COM Skill Level: Pre-Commissioned

Individual Task(s)	
01-9001.19-0002	Take Charge of a Company, Staff Section, or Equivalent Sized Organization
01-9007.01-0250	Brief to Inform, Persuade, or Direct
01-9017.02-0002	Conduct a Battle Analysis
03-9001.10-0004	Apply the Ethical Decision-Making Process as a Commander or Staff Officer
03-9001.12-0003	Communicate Effectively as a Commander or Staff Officer
03-9001.13-0001	Solve Problems Using the Military Problem Solving Process
04-9007.01-0220	Write to Inform or Direct

34-6-2009 Direct Intelligence Operations (BDE)

Officer MOS: COM Skill Level: Pre-Commissioned

Individual Task(s)	
01-9001.19-0002	Take Charge of a Company, Staff Section, or Equivalent Sized Organization
01-9007.01-0130	Write to Persuade a Decision Maker to Choose a Course of Action
01-9007.01-0250	Brief to Inform, Persuade, or Direct
01-9017.02-0002	Conduct a Battle Analysis
03-9001.10-0004	Apply the Ethical Decision-Making Process as a Commander or Staff Officer
03-9001.12-0003	Communicate Effectively as a Commander or Staff Officer
03-9001.13-0001	Solve Problems Using the Military Problem Solving Process
04-9007.01-0220	Write to Inform or Direct

34-6-2010 Maintain the Current Enemy Situation (BDE)

Enlisted MOS: COM Skill Level: 2

Individual Task(s)	
071-329-1019(SL2)	Use a Map Overlay

Enlisted MOS: COM Skill Level: 3

Individual Task(s)	
071-332-5000(SL3)	Prepare an Operation Overlay
071-332-5021(SL3)	Prepare a Situation Map

Officer MOS: COM Skill Level: Pre-Commissioned

Individual Task(s)	
01-9001.19-0002	Take Charge of a Company, Staff Section, or Equivalent Sized Organization
01-9007.01-0250	Brief to Inform, Persuade, or Direct
01-9017.02-0002	Conduct a Battle Analysis
03-9001.10-0004	Apply the Ethical Decision-Making Process as a Commander or Staff Officer
03-9001.12-0003	Communicate Effectively as a Commander or Staff Officer
03-9001.13-0001	Solve Problems Using the Military Problem Solving Process

34-6-2012 Supervise Intelligence Operations (BDE)

Officer MOS: COM Skill Level: Pre-Commissioned

Individual Task(s)	
01-9001.19-0002	Take Charge of a Company, Staff Section, or Equivalent Sized Organization
01-9007.01-0130	Write to Persuade a Decision Maker to Choose a Course of Action
01-9007.01-0250	Brief to Inform, Persuade, or Direct
01-9017.02-0002	Conduct a Battle Analysis
03-9001.10-0004	Apply the Ethical Decision-Making Process as a Commander or Staff Officer
03-9001.12-0003	Communicate Effectively as a Commander or Staff Officer
03-9001.13-0001	Solve Problems Using the Military Problem Solving Process
03-9001.14-0002	Motivate Subordinates to Accomplish Unit Missions

34-6-2013 Process Specific Information Requirements (SIR) Data (BDE)

Officer MOS: COM Skill Level: Pre-Commissioned

Individual Task(s)	
01-9001.19-0002	Take Charge of a Company, Staff Section, or Equivalent Sized Organization
01-9007.01-0130	Write to Persuade a Decision Maker to Choose a Course of Action
01-9007.01-0250	Brief to Inform, Persuade, or Direct
01-9017.02-0002	Conduct a Battle Analysis
03-9001.10-0004	Apply the Ethical Decision-Making Process as a Commander or Staff Officer
03-9001.12-0003	Communicate Effectively as a Commander or Staff Officer
03-9001.13-0001	Solve Problems Using the Military Problem Solving Process

34-6-2015 Provide Intelligence Support to Targeting (BDE)

Enlisted MOS: COM Skill Level: 2

Individual Task(s)	
071-329-1019(SL2)	Use a Map Overlay

Enlisted MOS: COM Skill Level: 3

Individual Task(s)	
071-332-5021(SL3)	Prepare a Situation Map

Officer MOS: COM Skill Level: Pre-Commissioned

Individual Task(s)	
01-9001.19-0002	Take Charge of a Company, Staff Section, or Equivalent Sized Organization
01-9007.01-0130	Write to Persuade a Decision Maker to Choose a Course of Action
01-9007.01-0250	Brief to Inform, Persuade, or Direct
01-9017.02-0002	Conduct a Battle Analysis
03-9001.10-0004	Apply the Ethical Decision-Making Process as a Commander or Staff Officer
03-9001.12-0003	Communicate Effectively as a Commander or Staff Officer
03-9001.13-0001	Solve Problems Using the Military Problem Solving Process

34-6-2018 Displace the Analysis and Control Team (ACT)

Enlisted MOS: COM Skill Level: 1

Individual Task(s)	
071-326-3002(SL1)	React to Indirect Fire While Mounted
071-329-1030(SL1)	Navigate from One Point on the Ground to Another Point While Mounted
071-410-0002(SL1)	React to Direct Fire While Mounted
071-710-0006(SL1)	Plan Use of Night Vision Devices
113-637-2001(SL1)	Communicate via a Tactical Radio
551-88M-0005(SL1)	Operate a Vehicle in a Convoy

Enlisted MOS: COM Skill Level: 2

Individual Task(s)	
071-329-1019(SL2)	Use a Map Overlay
091-CLT-4029(SL2)	Supervise Preventive Maintenance Checks and Services (PMCS)
850-001-2000(SL2)	Employ Accident Prevention Measures and Risk Mgt Process

Enlisted MOS: COM Skill Level: 3

Individual Task(s)	
071-326-3013(SL3)	CONDUCT A TACTICAL ROAD MARCH
071-326-5805(SL3)	Conduct a Route Reconnaissance Mission
071-410-0012(SL3)	Conduct Occupation of an Assembly Area
551-88M-0001(SL3)	Lead a Convoy Serial/March Unit
850-001-3001(SL3)	Control Mission Safety Hazard

Officer MOS: COM Skill Level: Pre-Commissioned

Individual Task(s)	
03-9003.03-0001	Supervise the Management of Accident Risk in Unit Operations
04-3303.02-0037	Navigate While Mounted

34-6-2019 Emplace the Analysis and Control Team (ACT)

Enlisted MOS: COM Skill Level: 1

Individual Task(s)	
052-191-1362(SL1)	CAMOUFLAGE EQUIPMENT
113-637-2001(SL1)	Communicate via a Tactical Radio

Enlisted MOS: COM Skill Level: 2

Individual Task(s)	
113-573-8006	USE AN AUTOMATED SIGNAL OPERATION INSTRUCTION (SOI)
850-001-2000(SL2)	Employ Accident Prevention Measures and Risk Mgt Process

Enlisted MOS: COM Skill Level: 3

Individual Task(s)	
850-001-3001(SL3)	Control Mission Safety Hazard

34-6-2020 Produce a Reconnaissance, Intelligence, Surveillance and Target Acquisition (RISTA) Plan (BDE)**Enlisted MOS: COM Skill Level: 1**

Individual Task(s)
113-637-2001(SL1) Communicate via a Tactical Radio

Enlisted MOS: COM Skill Level: 2

Individual Task(s)
071-329-1019(SL2) Use a Map Overlay
850-001-2000(SL2) Employ Accident Prevention Measures and Risk Mgt Process

Enlisted MOS: COM Skill Level: 3

Individual Task(s)
071-332-5000(SL3) Prepare an Operation Overlay
071-332-5021(SL3) Prepare a Situation Map
850-001-3001(SL3) Control Mission Safety Hazard

Officer MOS: COM Skill Level: Pre-Commissioned

Individual Task(s)
01-9001.19-0002 Take Charge of a Company, Staff Section, or Equivalent Sized Organization
01-9007.01-0130 Write to Persuade a Decision Maker to Choose a Course of Action
01-9007.01-0250 Brief to Inform, Persuade, or Direct
01-9017.02-0002 Conduct a Battle Analysis
03-9001.10-0004 Apply the Ethical Decision-Making Process as a Commander or Staff Officer
03-9001.12-0003 Communicate Effectively as a Commander or Staff Officer
03-9001.13-0001 Solve Problems Using the Military Problem Solving Process
03-9003.02-0001 Manage Accident Risk in Unit Operations

34-6-2032 Conduct Intelligence Functions for Deployment (BDE)**Officer MOS: COM Skill Level: Pre-Commissioned**

Individual Task(s)
01-9001.19-0002 Take Charge of a Company, Staff Section, or Equivalent Sized Organization
01-9007.01-0130 Write to Persuade a Decision Maker to Choose a Course of Action
01-9007.01-0250 Brief to Inform, Persuade, or Direct
01-9017.02-0002 Conduct a Battle Analysis
03-9001.10-0004 Apply the Ethical Decision-Making Process as a Commander or Staff Officer
03-9001.12-0003 Communicate Effectively as a Commander or Staff Officer
03-9001.13-0001 Solve Problems Using the Military Problem Solving Process
03-9003.02-0001 Manage Accident Risk in Unit Operations

43-2-C322.34-0001 Perform Unit Level Maintenance**Enlisted MOS: COM Skill Level: 2**

Individual Task(s)
091-CLT-4029(SL2) Supervise Preventive Maintenance Checks and Services (PMCS)
850-001-2000(SL2) Employ Accident Prevention Measures and Risk Mgt Process

Enlisted MOS: COM Skill Level: 3

Individual Task(s)
850-001-3001(SL3) Control Mission Safety Hazard

Enlisted MOS: COM Skill Level: 4

Individual Task(s)
091-CLT-3009(SL4) Supervise Maintenance Operations
850-001-4001(SL4) Integrate Risk Mgt Into Platoon

Officer MOS: COM Skill Level: Pre-Commissioned

Individual Task(s)
01-4965.90-0001 Supervise Unit Maintenance Operations
03-4651.90-0001 Supervise Training and Licensing of Unit Equipment Operators
03-4966.90-0010 Supervise Preventive Maintenance Checks and Services
03-4976.90-0501 Prepare a Materiel Condition Status Report
03-4995.90-0010 Direct Vehicle and Equipment Recovery Operations
03-5101.00-0283 Supervise the Maintenance of Unit Prescribed Load List
03-9003.02-0001 Manage Accident Risk in Unit Operations
03-9003.03-0001 Supervise the Management of Accident Risk in Unit Operations

43-2-C323.34-0001Manage Unit Maintenance Operations

Enlisted MOS: COM Skill Level: 2

Individual Task(s)
091-CLT-4029(SL2) Supervise Preventive Maintenance Checks and Services (PMCS)
850-001-2000(SL2) Employ Accident Prevention Measures and Risk Mgt Process

Enlisted MOS: COM Skill Level: 3

Individual Task(s)
850-001-3001(SL3) Control Mission Safety Hazard

Enlisted MOS: COM Skill Level: 4

Individual Task(s)
091-CLT-3009(SL4) Supervise Maintenance Operations
850-001-4001(SL4) Integrate Risk Mgt Into Platoon

Officer MOS: COM Skill Level: Pre-Commissioned

Individual Task(s)
01-4965.90-0001 Supervise Unit Maintenance Operations

03-4651.90-0001	Supervise Training and Licensing of Unit Equipment Operators
03-4966.90-0010	Supervise Preventive Maintenance Checks and Services
03-4976.90-0501	Prepare a Materiel Condition Status Report
03-4995.90-0010	Direct Vehicle and Equipment Recovery Operations
03-5101.00-0283	Supervise the Maintenance of Unit Prescribed Load List
03-9003.02-0001	Manage Accident Risk in Unit Operations
03-9003.03-0001	Supervise the Management of Accident Risk in Unit Operations

44-3-C220.34-0001 Use Passive Air Defense Measures**Enlisted MOS: COM Skill Level: 1**

Individual Task(s)

052-191-1361(SL1)	CAMOUFLAGE YOURSELF AND YOUR INDIVIDUAL EQUIPMENT
052-191-1362(SL1)	CAMOUFLAGE EQUIPMENT
071-326-5703(SL1)	Construct Individual Fighting Positions
071-331-0804(SL1)	Perform Surveillance Without the Aid of Electronic Devices
071-331-0815(SL1)	Practice Noise, Light, and Litter Discipline
113-637-2001(SL1)	Communicate via a Tactical Radio

Enlisted MOS: COM Skill Level: 2

Individual Task(s)

071-326-5704(SL2)	Supervise Construction of a Fighting Position
071-326-5705(SL2)	Establish an Observation Post
850-001-2000(SL2)	Employ Accident Prevention Measures and Risk Mgt Process

Enlisted MOS: COM Skill Level: 3

Individual Task(s)

071-326-3013(SL3)	CONDUCT A TACTICAL ROAD MARCH
850-001-3001(SL3)	Control Mission Safety Hazard

Enlisted MOS: COM Skill Level: 4

Individual Task(s)

850-001-4001(SL4)	Integrate Risk Mgt Into Platoon
-------------------	---------------------------------

Officer MOS: COM Skill Level: Pre-Commissioned

Individual Task(s)

01-9001.19-0001	Take Charge of a Platoon or Equivalent Organization
03-9003.02-0001	Manage Accident Risk in Unit Operations
03-9003.03-0001	Supervise the Management of Accident Risk in Unit Operations
04-3303.02-0014	Prepare Platoon or Company Combat Orders

44-3-C221.34-0001 Take Active Combined Arms Air Defense Measures Against Hostile Aerial Platforms**Enlisted MOS: COM Skill Level: 1**

Individual Task(s)	
071-008-0007(SL1)	Engage Targets with an M16A1 or M16A2 Rifle Using an AN/PAS-13 Series Thermal Sight
071-010-0006(SL1)	Engage Targets with an M249 Machine Gun
071-022-0003(SL1)	Load a Caliber .50 M2 Machine Gun
071-100-0003(SL1)	Engage Targets with an M4 or M4A1 Carbine
071-100-0006(SL1)	Load an M4 or M4A1 Carbine
071-312-4027(SL1)	Load an M249 Machine Gun
071-313-3454(SL1)	Engage Targets with a Caliber .50 M2 Machine Gun
071-315-2308(SL1)	Engage Targets with an M16A1 or M16A2 Rifle Using a Night Vision Sight AN/PVS-4
071-326-0513(SL1)	Select Temporary Fighting Positions
071-331-0804(SL1)	Perform Surveillance Without the Aid of Electronic Devices
113-637-2001(SL1)	Communicate via a Tactical Radio

Enlisted MOS: COM Skill Level: 2

Individual Task(s)	
441-091-2000(SL2)	Defend Against Air Attack (Active)
805C-PAD-2060(SL2)	Report Casualties
850-001-2000(SL2)	Employ Accident Prevention Measures and Risk Mgt Process

Enlisted MOS: COM Skill Level: 3

Individual Task(s)	
071-326-3013(SL3)	CONDUCT A TACTICAL ROAD MARCH
071-410-0019(SL3)	Control Organic Fires
850-001-3001(SL3)	Control Mission Safety Hazard

Enlisted MOS: COM Skill Level: 4

Individual Task(s)	
850-001-4001(SL4)	Integrate Risk Mgt Into Platoon

Officer MOS: COM Skill Level: Pre-Commissioned

Individual Task(s)	
01-9001.19-0001	Take Charge of a Platoon or Equivalent Organization
03-9003.02-0001	Manage Accident Risk in Unit Operations
03-9003.03-0001	Supervise the Management of Accident Risk in Unit Operations
04-3303.02-0014	Prepare Platoon or Company Combat Orders

55-2-C324.34-0001 Conduct a Convoy

Enlisted MOS: COM Skill Level: 1

Individual Task(s)	
071-329-1030(SL1)	Navigate from One Point on the Ground to Another Point While Mounted
071-710-0006(SL1)	Plan Use of Night Vision Devices
113-637-2001(SL1)	Communicate via a Tactical Radio
551-88M-0005(SL1)	Operate a Vehicle in a Convoy

Enlisted MOS: COM Skill Level: 2

Individual Task(s)	
031-503-3008(SL2)	IMPLEMENT MISSION-ORIENTED PROTECTIVE POSTURE
071-326-5502(SL2)	Issue a Fragmentary Order
071-326-5503(SL2)	Issue a Warning Order
071-326-5505(SL2)	Issue an Oral Operation Order
091-CLT-4029(SL2)	Supervise Preventive Maintenance Checks and Services (PMCS)
850-001-2000(SL2)	Employ Accident Prevention Measures and Risk Mgt Process

Enlisted MOS: COM Skill Level: 3

Individual Task(s)	
071-326-5805(SL3)	Conduct a Route Reconnaissance Mission
441-091-3000(SL3)	Supervise the Implementation of Air Defense Measures
551-88M-0001(SL3)	Lead a Convoy Serial/March Unit
850-001-3001(SL3)	Control Mission Safety Hazard

Enlisted MOS: COM Skill Level: 4

Individual Task(s)	
151-357-0001(SL4)	Supervise CSS Functions During Platoon Operations
551-721-4326(SL4)	PERFORM DUTIES AS CONVOY COMMANDER
850-001-4001(SL4)	Integrate Risk Mgt Into Platoon

Officer MOS: COM Skill Level: Pre-Commissioned

Individual Task(s)	
01-7200.75-0100	Conduct Convoy Operations
01-7300.75-0500	Plan Convoy Operations
01-9001.19-0002	Take Charge of a Company, Staff Section, or Equivalent Sized Organization
03-4651.90-0001	Supervise Training and Licensing of Unit Equipment Operators
03-4966.90-0010	Supervise Preventive Maintenance Checks and Services
03-4995.90-0010	Direct Vehicle and Equipment Recovery Operations
03-9003.02-0001	Manage Accident Risk in Unit Operations
03-9003.03-0001	Supervise the Management of Accident Risk in Unit Operations
04-5030.00-2013	Implement Mission-Oriented Protective Posture Based on Threat or Direction
04-3303.02-0040	Navigate with a Compass and Map

55-2-C325.34-0001Receive External Sling Load Resupply**Enlisted MOS: COM Skill Level: 2**

Individual Task(s)	
850-001-2000(SL2)	Employ Accident Prevention Measures and Risk Mgt Process

Enlisted MOS: COM Skill Level: 3

Individual Task(s)	
101-92Y-0002(SL3)	Plan Tactical Re-Supply Operations
850-001-3001(SL3)	Control Mission Safety Hazard

Enlisted MOS: COM Skill Level: 4

Individual Task(s)
101-92Y-0001(SL4) Supervise Supply Activities
151-357-0001(SL4) Supervise CSS Functions During Platoon Operations
850-001-4001(SL4) Integrate Risk Mgt Into Platoon

Officer MOS: COM Skill Level: Pre-Commissioned

Individual Task(s)
01-9001.19-0002 Take Charge of a Company, Staff Section, or Equivalent Sized Organization
03-9003.02-0001 Manage Accident Risk in Unit Operations
03-9003.03-0001 Supervise the Management of Accident Risk in Unit Operations

63-2-8001.34-0001 Perform Deployment Alert Activities

Enlisted MOS: COM Skill Level: 1

Individual Task(s)
071-331-1004(SL1) Perform Duty as a Guard
301-371-1050(SL1) IMPLEMENT OPERATIONS SECURITY (OPSEC) MEASURES

Enlisted MOS: COM Skill Level: 2

Individual Task(s)
101-92Y-0006(SL2) Inspect equipment for accountability, cleanliness, and serviceability
805C-PAD-2461(SL2) Maintain Accountability of Personnel (Status Report)
850-001-2000(SL2) Employ Accident Prevention Measures and Risk Mgt Process

Enlisted MOS: COM Skill Level: 3

Individual Task(s)
850-001-3001(SL3) Control Mission Safety Hazard

Enlisted MOS: COM Skill Level: 4

Individual Task(s)
805C-PAD-1245(SL4) Support Unit And Family Readiness Through The Army Family Team Building (AFTB) Program
805C-PAD-4357(SL4) Manage Subordinate Soldier's Deployment Requirements
850-001-4001(SL4) Integrate Risk Mgt Into Platoon

63-2-8002.34-0001 Perform Personnel and Administrative Predeployment Activities

Enlisted MOS: COM Skill Level: 2

Individual Task(s)
850-001-2000(SL2) Employ Accident Prevention Measures and Risk Mgt Process

Enlisted MOS: COM Skill Level: 3

Individual Task(s)
850-001-3001(SL3) Control Mission Safety Hazard

Enlisted MOS: COM Skill Level: 4

Individual Task(s)
805C-PAD-1245(SL4) Support Unit And Family Readiness Through The Army Family Team Building (AFTB) Program
805C-PAD-4357(SL4) Manage Subordinate Soldier's Deployment Requirements
850-001-4001(SL4) Integrate Risk Mgt Into Platoon

63-2-8003.34-0001 Perform Predeployment Training Activities

Enlisted MOS: COM Skill Level: 2

Individual Task(s)
850-001-2000(SL2) Employ Accident Prevention Measures and Risk Mgt Process

Enlisted MOS: COM Skill Level: 3

Individual Task(s)
850-001-3001(SL3) Control Mission Safety Hazard

Enlisted MOS: COM Skill Level: 4

Individual Task(s)
850-001-4001(SL4) Integrate Risk Mgt Into Platoon

63-2-8004.34-0001 Perform Predeployment Supply Activities

Enlisted MOS: COM Skill Level: 2

Individual Task(s)
850-001-2000(SL2) Employ Accident Prevention Measures and Risk Mgt Process

Enlisted MOS: COM Skill Level: 3

Individual Task(s)
850-001-3001(SL3) Control Mission Safety Hazard

Enlisted MOS: COM Skill Level: 4

Individual Task(s)
850-001-4001(SL4) Integrate Risk Mgt Into Platoon

63-2-8005.34-0001 Perform Predeployment Maintenance Activities

Enlisted MOS: COM Skill Level: 2

Individual Task(s)
091-CLT-4029(SL2) Supervise Preventive Maintenance Checks and Services (PMCS)
850-001-2000(SL2) Employ Accident Prevention Measures and Risk Mgt Process

Enlisted MOS: COM Skill Level: 3

Individual Task(s)
850-001-3001(SL3) Control Mission Safety Hazard

Enlisted MOS: COM Skill Level: 4

Individual Task(s)
091-CLT-3009(SL4) Supervise Maintenance Operations
850-001-4001(SL4) Integrate Risk Mgt Into Platoon

63-2-8006.34-0001 Prepare Vehicles and Equipment for Deployment

Enlisted MOS: COM Skill Level: 2

Individual Task(s)
551-88N-0002(SL2) Prepare for Unit Movement
850-001-2000(SL2) Employ Accident Prevention Measures and Risk Mgt Process

Enlisted MOS: COM Skill Level: 3

Individual Task(s)
551-88N-0004(SL3) Coordinate Unit Movement
850-001-3001(SL3) Control Mission Safety Hazard

Enlisted MOS: COM Skill Level: 4

Individual Task(s)
551-88N-0003(SL4) Plan Unit Move
850-001-4001(SL4) Integrate Risk Mgt Into Platoon

63-2-8007.34-0001 Prepare Unit for Nontactical Move

Enlisted MOS: COM Skill Level: 1

Individual Task(s)
071-329-1030(SL1) Navigate from One Point on the Ground to Another Point While Mounted
551-88M-0005(SL1) Operate a Vehicle in a Convoy

Enlisted MOS: COM Skill Level: 2

Individual Task(s)
091-CLT-4029(SL2) Supervise Preventive Maintenance Checks and Services (PMCS)
101-92Y-0006(SL2) Inspect equipment for accountability, cleanliness, and serviceability

191-379-4407(SL2)	PLAN CONVOY SECURITY OPERATIONS
191-379-4412(SL2)	PLAN STRAGGLER CONTROL OPERATIONS
551-88N-0002(SL2)	Prepare for Unit Movement
850-001-2000(SL2)	Employ Accident Prevention Measures and Risk Mgt Process

Enlisted MOS: COM Skill Level: 3

Individual Task(s)	
551-88M-0001(SL3)	Lead a Convoy Serial/March Unit
551-88N-0004(SL3)	Coordinate Unit Movement
850-001-3001(SL3)	Control Mission Safety Hazard

Enlisted MOS: COM Skill Level: 4

Individual Task(s)	
091-CLT-3009(SL4)	Supervise Maintenance Operations
551-721-4326(SL4)	PERFORM DUTIES AS CONVOY COMMANDER
551-88N-0003(SL4)	Plan Unit Move
850-001-4001(SL4)	Integrate Risk Mgt Into Platoon

63-2-8008.34-0001 Conduct Nontactical Road March**Enlisted MOS: COM Skill Level: 1**

Individual Task(s)	
071-329-1030(SL1)	Navigate from One Point on the Ground to Another Point While Mounted
113-637-2001(SL1)	Communicate via a Tactical Radio
551-88M-0005(SL1)	Operate a Vehicle in a Convoy

Enlisted MOS: COM Skill Level: 2

Individual Task(s)	
091-CLT-4029(SL2)	Supervise Preventive Maintenance Checks and Services (PMCS)
191-376-4110(SL2)	Provide In-Transit Security
191-379-4407(SL2)	PLAN CONVOY SECURITY OPERATIONS
191-379-4412(SL2)	PLAN STRAGGLER CONTROL OPERATIONS
850-001-2000(SL2)	Employ Accident Prevention Measures and Risk Mgt Process

Enlisted MOS: COM Skill Level: 3

Individual Task(s)	
551-88M-0001(SL3)	Lead a Convoy Serial/March Unit
850-001-3001(SL3)	Control Mission Safety Hazard

Enlisted MOS: COM Skill Level: 4

Individual Task(s)	
091-CLT-3009(SL4)	Supervise Maintenance Operations
551-721-4326(SL4)	PERFORM DUTIES AS CONVOY COMMANDER
850-001-4001(SL4)	Integrate Risk Mgt Into Platoon

63-2-8009.34-0001 Perform Sea Port of Embarkation Activities for Deployment

Enlisted MOS: COM Skill Level: 2

Individual Task(s)	
101-92Y-0006(SL2)	Inspect equipment for accountability, cleanliness, and serviceability
551-88N-0002(SL2)	Prepare for Unit Movement
850-001-2000(SL2)	Employ Accident Prevention Measures and Risk Mgt Process

Enlisted MOS: COM Skill Level: 3

Individual Task(s)	
551-88N-0004(SL3)	Coordinate Unit Movement
850-001-3001(SL3)	Control Mission Safety Hazard

Enlisted MOS: COM Skill Level: 4

Individual Task(s)	
850-001-4001(SL4)	Integrate Risk Mgt Into Platoon

63-2-8010.34-0001 Perform Aerial Port of Embarkation Activities for Deployment

Enlisted MOS: COM Skill Level: 2

Individual Task(s)	
101-92Y-0006(SL2)	Inspect equipment for accountability, cleanliness, and serviceability
551-88N-0002(SL2)	Prepare for Unit Movement
850-001-2000(SL2)	Employ Accident Prevention Measures and Risk Mgt Process

Enlisted MOS: COM Skill Level: 3

Individual Task(s)	
551-88N-0004(SL3)	Coordinate Unit Movement
850-001-3001(SL3)	Control Mission Safety Hazard

Enlisted MOS: COM Skill Level: 4

Individual Task(s)	
551-88N-0003(SL4)	Plan Unit Move
850-001-4001(SL4)	Integrate Risk Mgt Into Platoon

63-2-8011.34-0001 Perform Aerial Port of Debarkation Activities for Deployment

Enlisted MOS: COM Skill Level: 2

Individual Task(s)	
101-92Y-0006(SL2)	Inspect equipment for accountability, cleanliness, and serviceability
551-88N-0002(SL2)	Prepare for Unit Movement
850-001-2000(SL2)	Employ Accident Prevention Measures and Risk Mgt Process

Enlisted MOS: COM Skill Level: 3

Individual Task(s)
 551-88N-0004(SL3) Coordinate Unit Movement
 850-001-3001(SL3) Control Mission Safety Hazard

Enlisted MOS: COM Skill Level: 4

Individual Task(s)
 850-001-4001(SL4) Integrate Risk Mgt Into Platoon

63-2-8012.34-0001 Perform Seaport of Debarkation Activities for Deployment**Enlisted MOS: COM Skill Level: 2**

Individual Task(s)
 101-92Y-0006(SL2) Inspect equipment for accountability, cleanliness, and serviceability
 551-88N-0002(SL2) Prepare for Unit Movement

Enlisted MOS: COM Skill Level: 3

Individual Task(s)
 551-88N-0004(SL3) Coordinate Unit Movement

63-2-8013.34-0001 Prepare Equipment Reception Team for Tactical Road March**Enlisted MOS: COM Skill Level: 2**

Individual Task(s)
 551-88N-0002(SL2) Prepare for Unit Movement
 850-001-2000(SL2) Employ Accident Prevention Measures and Risk Mgt Process

Enlisted MOS: COM Skill Level: 3

Individual Task(s)
 551-88N-0004(SL3) Coordinate Unit Movement

63-2-8014.34-0001 Perform Redeployment Personnel and Administrative Actions**Enlisted MOS: COM Skill Level: 2**

Individual Task(s)
 805C-PAD-2044(SL2) Recommend Individual for Award and/or Decoration
 805C-PAD-2461(SL2) Maintain Accountability of Personnel (Status Report)

63-2-8015.34-0001 Perform Redeployment Training Activities

Enlisted MOS: COM Skill Level: 2

Individual Task(s)
805C-PAD-2461(SL2) Maintain Accountability of Personnel (Status Report)

Enlisted MOS: COM Skill Level: 4

Individual Task(s)
805C-PAD-1245(SL4) Support Unit And Family Readiness Through The Army Family Team Building (AFTB) Program

63-2-8016.34-0001 Perform Redeployment Supply Activities

Enlisted MOS: COM Skill Level: 2

Individual Task(s)
091-CLT-4029(SL2) Supervise Preventive Maintenance Checks and Services (PMCS)

Enlisted MOS: COM Skill Level: 4

Individual Task(s)
091-CLT-3009(SL4) Supervise Maintenance Operations
101-92Y-0001(SL4) Supervise Supply Activities

63-2-8017.34-0001 Perform Redeployment Maintenance Activities

Enlisted MOS: COM Skill Level: 2

Individual Task(s)
091-CLT-4029(SL2) Supervise Preventive Maintenance Checks and Services (PMCS)
850-001-2000(SL2) Employ Accident Prevention Measures and Risk Mgt Process

Enlisted MOS: COM Skill Level: 4

Individual Task(s)
091-CLT-3009(SL4) Supervise Maintenance Operations

63-2-8018.34-0001 Prepare Vehicles and Equipment for Redeployment

Enlisted MOS: COM Skill Level: 2

Individual Task(s)
091-CLT-4029(SL2) Supervise Preventive Maintenance Checks and Services (PMCS)
101-92Y-0006(SL2) Inspect equipment for accountability, cleanliness, and serviceability
850-001-2000(SL2) Employ Accident Prevention Measures and Risk Mgt Process

Enlisted MOS: COM Skill Level: 4

Individual Task(s)

091-CLT-3009(SL4) Supervise Maintenance Operations

63-2-8019.34-0001 Perform Sea Port of Embarkation Activities for Redeployment

Enlisted MOS: COM Skill Level: 2

Individual Task(s)
 091-CLT-4029(SL2) Supervise Preventive Maintenance Checks and Services (PMCS)
 101-92Y-0004(SL2) Enforce Property Accountability Policies
 101-92Y-0005(SL2) Enforce Compliance with Property Accountability Policies
 101-92Y-0006(SL2) Inspect equipment for accountability, cleanliness, and serviceability
 850-001-2000(SL2) Employ Accident Prevention Measures and Risk Mgt Process

Enlisted MOS: COM Skill Level: 3

Individual Task(s)
 850-001-3001(SL3) Control Mission Safety Hazard

Enlisted MOS: COM Skill Level: 4

Individual Task(s)
 091-CLT-3009(SL4) Supervise Maintenance Operations
 850-001-4001(SL4) Integrate Risk Mgt Into Platoon

63-2-8020.34-0001 Perform Aerial Port of Embarkation Activities for Redeployment

Enlisted MOS: COM Skill Level: 2

Individual Task(s)
 091-CLT-4029(SL2) Supervise Preventive Maintenance Checks and Services (PMCS)
 850-001-2000(SL2) Employ Accident Prevention Measures and Risk Mgt Process

Enlisted MOS: COM Skill Level: 3

Individual Task(s)
 551-88N-0004(SL3) Coordinate Unit Movement
 850-001-3001(SL3) Control Mission Safety Hazard

Enlisted MOS: COM Skill Level: 4

Individual Task(s)
 091-CLT-3009(SL4) Supervise Maintenance Operations
 850-001-4001(SL4) Integrate Risk Mgt Into Platoon

63-2-8021.34-0001 Perform Aerial Port of Debarkation Activities for Redeployment

Enlisted MOS: COM Skill Level: 2

Individual Task(s)

101-92Y-0006(SL2)	Inspect equipment for accountability, cleanliness, and serviceability
551-88N-0002(SL2)	Prepare for Unit Movement
850-001-2000(SL2)	Employ Accident Prevention Measures and Risk Mgt Process

Enlisted MOS: COM Skill Level: 3

Individual Task(s)	
551-88N-0004(SL3)	Coordinate Unit Movement
850-001-3001(SL3)	Control Mission Safety Hazard

Enlisted MOS: COM Skill Level: 4

Individual Task(s)	
850-001-4001(SL4)	Integrate Risk Mgt Into Platoon

63-2-8022.34-0001 Perform Home Station Activities

Enlisted MOS: COM Skill Level: 2

Individual Task(s)	
091-CLT-4029(SL2)	Supervise Preventive Maintenance Checks and Services (PMCS)
101-92Y-0004(SL2)	Enforce Property Accountability Policies
101-92Y-0005(SL2)	Enforce Compliance with Property Accountability Policies
101-92Y-0006(SL2)	Inspect equipment for accountability, cleanliness, and serviceability

63-2-8023.34-0001 Perform Sea Port of Debarkation Activities for Redeployment

Enlisted MOS: COM Skill Level: 2

Individual Task(s)	
101-92Y-0006(SL2)	Inspect equipment for accountability, cleanliness, and serviceability
551-88N-0002(SL2)	Prepare for Unit Movement
850-001-2000(SL2)	Employ Accident Prevention Measures and Risk Mgt Process

Enlisted MOS: COM Skill Level: 3

Individual Task(s)	
551-88N-0004(SL3)	Coordinate Unit Movement
850-001-3001(SL3)	Control Mission Safety Hazard

Enlisted MOS: COM Skill Level: 4

Individual Task(s)	
850-001-4001(SL4)	Integrate Risk Mgt Into Platoon

63-2-8024.34-0001 Perform Demobilization Station Activities

Enlisted MOS: COM Skill Level: 2

Individual Task(s)
 101-92Y-0004(SL2) Enforce Property Accountability Policies
 101-92Y-0006(SL2) Inspect equipment for accountability, cleanliness, and serviceability
 551-88N-0002(SL2) Prepare for Unit Movement
 805C-PAD-2461(SL2) Maintain Accountability of Personnel (Status Report)

Enlisted MOS: COM Skill Level: 3

Individual Task(s)
 551-88N-0004(SL3) Coordinate Unit Movement

Enlisted MOS: COM Skill Level: 4

Individual Task(s)
 551-88N-0003(SL4) Plan Unit Move

63-2-8025.34-0001 Conduct Integration Activities**Enlisted MOS: COM Skill Level: 1**

Individual Task(s)
 113-637-2001(SL1) Communicate via a Tactical Radio

Enlisted MOS: COM Skill Level: 2

Individual Task(s)
 805C-PAD-2461(SL2) Maintain Accountability of Personnel (Status Report)

Enlisted MOS: COM Skill Level: 4

Individual Task(s)
 151-357-0002(SL4) Coordinate Combat Service Support (CSS) Operations
 159-200-2020(SL4) Integrate threat capabilities into mission planning.

63-2-8026.34-0001 Conduct Staging Activities**Enlisted MOS: COM Skill Level: 1**

Individual Task(s)
 071-331-0815(SL1) Practice Noise, Light, and Litter Discipline

Enlisted MOS: COM Skill Level: 2

Individual Task(s)
 805C-PAD-2461(SL2) Maintain Accountability of Personnel (Status Report)

63-2-8027.34-0001 Plan Unit Mobilization in a Peacetime Environment**Enlisted MOS: COM Skill Level: 2**

Individual Task(s)
551-88N-0002(SL2) Prepare for Unit Movement
850-001-2000(SL2) Employ Accident Prevention Measures and Risk Mgt Process

Enlisted MOS: COM Skill Level: 3

Individual Task(s)
551-88N-0004(SL3) Coordinate Unit Movement

Enlisted MOS: COM Skill Level: 4

Individual Task(s)
551-88N-0003(SL4) Plan Unit Move
850-001-4001(SL4) Integrate Risk Mgt Into Platoon

63-2-8028.34-0001 Plan Unit Deployment Activities Upon Receipt of a Warning Order

Enlisted MOS: COM Skill Level: 2

Individual Task(s)
101-92Y-0006(SL2) Inspect equipment for accountability, cleanliness, and serviceability
551-88N-0002(SL2) Prepare for Unit Movement
850-001-2000(SL2) Employ Accident Prevention Measures and Risk Mgt Process

Enlisted MOS: COM Skill Level: 3

Individual Task(s)
551-88N-0004(SL3) Coordinate Unit Movement

Enlisted MOS: COM Skill Level: 4

Individual Task(s)
101-92Y-0001(SL4) Supervise Supply Activities
551-88N-0003(SL4) Plan Unit Move
850-001-4001(SL4) Integrate Risk Mgt Into Platoon

63-2-8029.34-0001 Plan Unit Redeployment

Enlisted MOS: COM Skill Level: 2

Individual Task(s)
850-001-2000(SL2) Employ Accident Prevention Measures and Risk Mgt Process

Enlisted MOS: COM Skill Level: 3

Individual Task(s)
551-88N-0004(SL3) Coordinate Unit Movement
850-001-3001(SL3) Control Mission Safety Hazard

Enlisted MOS: COM Skill Level: 4

Individual Task(s)
 551-88N-0003(SL4) Plan Unit Move
 850-001-4001(SL4) Integrate Risk Mgt Into Platoon

71-3-C231.34-0001Perform Risk Management Procedures**Enlisted MOS: COM Skill Level: 2**

Individual Task(s)
 850-001-2000(SL2) Employ Accident Prevention Measures and Risk Mgt Process

Enlisted MOS: COM Skill Level: 3

Individual Task(s)
 850-001-3001(SL3) Control Mission Safety Hazard

Enlisted MOS: COM Skill Level: 4

Individual Task(s)
 850-001-4001(SL4) Integrate Risk Mgt Into Platoon

71-3-C232.34-0001Maintain Operations Security**Enlisted MOS: COM Skill Level: 1**

Individual Task(s)
 052-191-1361(SL1) CAMOUFLAGE YOURSELF AND YOUR INDIVIDUAL EQUIPMENT
 052-191-1362(SL1) CAMOUFLAGE EQUIPMENT
 071-331-0815(SL1) Practice Noise, Light, and Litter Discipline
 113-637-2001(SL1) Communicate via a Tactical Radio
 301-371-1050(SL1) IMPLEMENT OPERATIONS SECURITY (OPSEC) MEASURES

Enlisted MOS: COM Skill Level: 3

Individual Task(s)
 052-195-3066(SL3) DIRECT CONSTRUCTION OF NONEXPLOSIVE OBSTACLES
 551-88M-0001(SL3) Lead a Convoy Serial/March Unit

Enlisted MOS: COM Skill Level: 4

Individual Task(s)
 551-721-4326(SL4) PERFORM DUTIES AS CONVOY COMMANDER

Figure 2-4. Individual Task to Collective Task.

CHAPTER 3

Mission Outlines / Training Plans

3-1. General. The mission outline illustrates the relationships between the missions and their supporting tasks. The outline provides the trainer a diagram of the unit mission, example FTX and STXs, and the collective tasks that comprise them.

3-2. Long-range planning. Long-range planning allows commanders to provide timely input to the Army's various training resource systems and to provide a general direction for the training programs. The long-range plan consists of a calendar covering the planning period and the commander's formal guidance. To develop a long-range plan, the commander must first develop the unit's METL and conduct a training assessment. These two actions are the two principal inputs at the beginning of the planning process. FM 25-100 and other FM 25-Series manuals provide guidance on developing a unit's METL.

a. Develop Unit METL. The first step in developing a METL is analyzing all specified and implied missions and other guidance. Next, the unit's wartime mission is restated. After analyzing the unit's missions and external directives, a list of tasks is identified that must be accomplished if the unit is to successfully accomplish its wartime mission. Subordinate commanders and key NCOs participate in selecting the tasks. The task list is developed using the missions contained in Chapter 2 of the MTP; missions assigned to the company by contingency plans; and missions directed by higher headquarters' guidance. The commander reviews the task list and selects tasks essential to the unit's wartime mission. The selected tasks are forwarded to the next higher headquarters for approval. The tasks selected are the unit's METL, Figure 3-1.

(1) INTELLIGENCE.
1. Develop intelligence estimates.
(2) MANEUVER.
1. Perform advance and quartering party activities.
2. Establish company command post.
3. Coordinate movement of subordinate elements.
4. Supervise establishment of subordinate elements and company headquarters.
5. Establish logistics operations centers and administrative areas.
(3) MOBILITY AND SURVIVABILITY.
1. Supervise operations security program.
2. Supervise nuclear, biological, and chemical defense operations.
(4) COMBAT SERVICE SUPPORT.
1. Coordinate internal logistics.
2. Combat battlefield stress.
3. Perform risk management procedures.
4. Provide personnel service support.
5. Provide administrative service support.
6. Conduct command religious support program.
(5) COMMAND AND CONTROL.
1. Conduct mission analysis.
2. Conduct intelligence preparation of the battlefield.
3. Formulate feasible courses of action (S2/S3 Section).
4. Provide intelligence support (S2/S3 Section).
5. Develop personnel estimate (S1 Section).
6. Develop logistics estimate.
7. Develop support operations estimate.
8. Develop supporting commander's operations estimate. Conduct hasty risk management (general assessment to support estimate).
9. Prepare OPLAN/OPORD and annexes. Conduct deliberate risk management (detailed assessment to support OPLAN/OPORD).
10. Develop road movement order.
11. Develop occupation plan.
12. Plan battalion area tactical operations.
13. Plan rear area operations.
14. Establish communications.
15. Maintain communications.
16. Provide command and control.
17. Operate base cluster operations.
18. Direct response to threat actions.
19. Direct area damage control operations.

Figure 3-1. Example Battalion METL.

b. Establish Training Objectives. After the METL is identified, the commander establishes training objectives. The training objectives are conditions and standards, which describe the situation or environment and ultimate outcome criteria the unit, must meet to successfully perform the tasks. Training objectives and standards for METL can be obtained from the MTP, STP, higher headquarters command guidance and local SOP.

c. Conduct Training Assessment. The training assessment is the commander's continuous comparison of the unit's current proficiency with the proficiency required to fight and win on the battlefield. The commander, his staff and subordinate commanders assess the organization's current proficiency on mission essential tasks against the

required standard. The commander then indicates the current proficiency by rating each task as "T" (Trained), "P" (Practice Needed), "U" (Untrained), or "?" (Unknown). The outcome of the training assessment identifies the unit's training requirements, Figure 3-2.

	CURRENT TRAINING STATUS BATTLEFIELD OPERATING SYSTEMS								TRAINING STRATEGY
	Intel	Maneuver	Fire Support	Mob & Surv	Air Defense	CSS	C2	Overall	
Mission Essential Tasks									
Supervise operations security program	P	T	P	P	T	U	U	P	
Coordinate internal logistics	P	T	T	P	U	T	T	T	
Conduct mission analysis	U	P	T	T	T	P	T	T	
Conduct intelligence preparation of the battlefield	?	U	?	?	?	?	?	?	
Legend: T - Trained P - Practice Needed U - Untrained ? - Status Unknown									

Figure 3-2. Sample Commander's Training Assessment.

d. Develop Training Strategy and Commander's Guidance. The training strategy is developed using the outcome from the training assessment. With the training strategy, the commander and his staff establish training priorities by determining the minimum frequency each mission essential task will be trained during the upcoming planning period. It includes the commander's guidance, which incorporates the commander's training vision. To develop unit goals, the commander must:

- (1) Review higher commander's goals.
- (2) Spell out in real-world terms what his unit will do to comply with the goals of higher commanders.
- (3) List in broad terms his own goals for the unit. Figure 3-3 provides a sample of company goals.

Attain and sustain proficiency in all MTP missions.

Maintain a 90 percent OR rate.

Attain and sustain a 100 percent crew qualification.

Figure 3-3. Example Company Goals.

e. Establish Training Priorities. Priorities are established for training METL tasks by basing the priorities on training status, the criticality of the task and the relative training emphasis the task should receive. Figure 3-4 provides a sample training priority list.

TASK	SOURCE	TRAINING PRIORITY
Conduct Mission Analysis	MTP	2
Formulate Feasible Courses of Action	MTP	3
Develop Intelligence Estimate	MTP	4
Develop Personnel Estimate	MTP	5
Command and Control	MTP	1

Figure 3-4. Example Training Priority

f. Prepare long-range Planning Calendar. The long-range planning calendar is the coordinating tool for long-range planning. It is structured by long-range training events to identify time periods available for training mission essential tasks. The long-range planning calendar projects training events and activities of the unit for the upcoming 12 to 18 months. To prepare a long-range calendar, follow the steps outlined below:

(1) Select training events and activities to train the missions. At company level, the commander must project events that will enable him to achieve his goals.

(2) Assign time for subordinate platoons to train. Platoon leaders must be allowed to develop their training programs in support of the company-training program.

(3) Examine various training alternatives to make optimum use of the training support available to the unit. Available training resources must be compared against higher headquarters directed training, battalion directed training events, and subordinate level projected training events.

(4) Obtain approval of long-range plans from petroleum group.

(5) Issue guidance. Training guidance is issued to the staff and subordinate units with the long-range training calendar. This training guidance supplements the long-range training calendar and generally includes:

- (a) Training policies.
- (b) Types of mandatory training.
- (c) Training resource guidance.
- (d) Quotas for centralized training (schools).
- (e) Training goals.

3-3. Short-range planning. A short-range plan is prepared to address the immediate future (3 months). Short-range planning develops specific training objectives based on the goals and guidance prepared during long-range planning. The short-range plan adds more detail and may modify the long-range plan based on current assessments. Prepare the short-range plan as described below:

a. Review the training program, current unit proficiency, resources, and training environment.

(1) Review the training program described in the long-range planning process. This review determines if assessments made during long-range planning are still valid.

(2) Review previous short-range planning calendars for training accomplished, training preempted and lessons learned.

(3) Review current unit proficiency to update priorities.

(4) Review resources to determine if it is still possible to execute the program described on the long-range planning calendar.

(5) Review training environment again in this phase of planning because it takes on added importance as training events and activities approach. Factors that affect the training environment and that collectively impact on the training program are:

- (a) Personnel assigned.
- (b) Personnel turbulence.
- (c) Morale.
- (d) Education programs.

- (e) Mandatory training.
- (f) Visits, inspections, and tests.
- (g) Supplies and equipment.
- (h) Non-mission related activities.
- (i) Other programs.

b. Develop a detailed plan of action for short-range training plans. Prepare the detailed plan of action as described below:

(1) Examine events scheduled on the long-range training plan to determine if they are still valid.

(2) Transfer valid events to a short-range training/planning calendar.

(3) Determine desired outcomes for scheduled events.

(4) Analyze missions to determine related individual, leader, and collective tasks.

(5) Determine if there are any weaknesses. Select tasks to correct these identified weaknesses and to sustain selected individual, leader and unit strengths, as necessary.

(6) Select the specific training objectives for missions and tasks to be trained. The T&EOs in Chapter 5 provide the commander with the training objectives.

(7) Prepare a short-range training planning calendar or 3 monthly schedules. The short-range training-planning calendar provides a detailed plan of action for the specified period.

(8) Review short-range plans with higher HQ.

(9) Issue guidance. This guidance specifically addresses how training will be accomplished.

3-4. Near-term planning. The final phase of planning is the execution of training. Using the short-range plan, prepare weekly training schedules.

a. Review the training program, unit proficiency, resources, and training environment. As in long-range and short-range planning, this review determines if previous assessments are still valid.

b. Finalize plans based upon the review of the training program. Determine the best sequence for training tasks, and complete the final coordination of the training events and activities.

c. Prepare trainers, O/Cs, OPFOR, and support personnel to know what is being trained, why it is being trained, and what their role in the training will be.

3-5. Developing training exercises. This section provides general procedures for the company leadership to use for FTX preparation and for the company supporting STXs. Exercise plans are normally prepared during preparation of the short-range plan. Prepare the exercises as described below:

a. Selection of Missions and Tasks for Training. This was accomplished during the development of the long-range plan and refined during the development of the short-range plan.

b. Site Selection. Confirm selection of a training area.

c. Scenario Development. After missions and tasks are selected, prepare a detailed scenario for the exercise.

(1) List the missions, tasks, and events in the preferred sequence of occurrence.

(2) Identify events necessary for the control of the exercise. These events would normally include issuance of orders, AARs, and any other administrative or logistics action necessary to conduct the exercise.

(3) Prepare the exercise overlays, which show the sequence of actions and terrain to be used for each event.

(4) Determine the estimated time for each event using the overlay and scenario. The total time is determined to ensure that the scenario can be completed in the time allocated for the exercise.

d. Selection of O/Cs and OPFOR. O/Cs and OPFOR are normally required for every FTX and STX when MILES is used. It is difficult for a company to provide these from its own resources. When O/Cs and OPFOR must be provided from within the company, unit leaders may have to serve as the O/Cs for their units and the OPFOR may be selected from personnel within the unit; non essential for attainment of the exercise objectives. Ideally, higher headquarters should provide O/Cs and OPFOR.

e. Preparation of the Control Plan. Control plans are developed to coordinate the actions of the training units, OPFOR, and O/Cs. The scenario is used and a detailed control plan is prepared. The control plan consist of:

(1) Detailed schedules of OPFOR actions.

(2) Detailed instructions for the OPFOR.

(3) Detailed schedule of unit activities.

(4) OPORDs and FRAGOs for friendly units. Normally, friendly unit actions are controlled through the issuance of OPORDs and FRAGOs.

f. Preparation of the Evaluation Plan. All training is evaluated, either internally or externally. The evaluation plan identifies the tasks to be evaluated, by whom, and at what time. The evaluation will consist of:

(1) Specific instructions for the O/Cs.

(2) A sequential list of T&EOs to be evaluated by each O/C.

(3) Detailed time schedules for evaluation and AARs.

3-6. Mission Outline. Since unit training is mission oriented, the mission outline shows how task training contributes to the ability of the unit to perform its missions. The mission outline, Figure 3-5, provides the commander with a visual outline of a unit mission in the format that facilitates the planning and management of training.

MILITARY INTELLIGENCE COMPANY OF THE SEPARATE BRIGADE MISSION OUTLINE <u>PROVIDE INTELLIGENCE SUPPORT</u>		
FTX <u>CONDUCT COMPANY OPERATIONS</u> 34-1-E0001		
STX <u>PROVIDE INTELLIGENCE</u> 34-3-E0009	STX <u>DEPLOY/REDEPLOY</u> 34-3-E0010	STX <u>PROTECT THE FORCE</u> 34-3-E0011
Process Captured Documents and Equipment 19-3-3105.34-0001	Prepare the All Source Analysis System for Redeployment 34-4-0600	Conduct a Chemical Survey 03-2-C310.34-0001
Execute Collection and Jamming Platoon Operations 34-3-9000	Prepare the AN/TSQ-190 (V) Trojan Spirit for Deployment 34-4-1200	Conduct Thorough Decontamination Operations 03-2-C312.34-0001
Prepare Sensors Anti-Intrusion DT-561/GSQ, DT-562/GSQ, and DT-565/GSQ for Operation 34-4-0005	Prepare the Common Ground Station for Redeployment 34-5-0054	Prepare for Operations Under Nuclear, Biological, and Chemical Conditions 03-3-C201.34-0001
Employ the Anti-Intrusion DT-561/GSQ, DT-562/GSQ, and DT-565/GSQ Sensors 34-4-0006	Deploy Counterintelligence Team 34-5-0914	Prepare for a Chemical Attack 03-3-C202.34-0001
Employ Remotely Monitored Battlefield Sensor System 34-4-0007	Redeploy Counterintelligence Team 34-5-0916	Respond to a Chemical Attack 03-3-C203.34-0001
Emplace Antenna Group OE-239 34-4-0008	Perform Deployment Alert Activities 63-2-8001.34-0001	Prepare for a Friendly Nuclear Strike 03-3-C205.34-0001
Prepare the Repeater for Operation 34-4-0009	Perform Personnel and Administrative Predeployment Activities 63-2-8002.34-0001	Cross a Radiologically Contaminated Area 03-3-C208.34-0001
Emplace the Repeater for Operation 34-4-0010	Perform Predeployment Training Activities 63-2-8003.34-0001	React to Smoke Operations 03-3-C209.34-0001
Figure 3-5. Provide Intelligence Support Mission Outline Part I		

Recover the Repeater 34-4-0011	Prepare Vehicles and Equipment for Deployment 63-2-8006.34-0001	Respond to the Residual Effects of a Nuclear Attack 03-3-C222.34-0001
Operate the Portable Monitoring Set R-2016 34-4-0012	Prepare Unit for Nontactical Move 63-2-8007.34-0001	Respond to the Initial Effects of a Nuclear Attack 03-3-C223.34-0001
Operate Code Programmer C-10434/GSQ 34-4-0013	Conduct Nontactical Road March 63-2-8008.34-0001	Conduct Operational Decontamination 03-3-C224.34-0001
Recover the Sensors (Remotely Monitored Battlefield Sensor System) 34-4-0014	Perform Sea Port of Embarkation Activities for Deployment 63-2-8009.34-0001	Conduct Chemical Reconnaissance 03-3-C225.34-0001
Conduct All Source Analysis System Operations 34-4-0602	Perform Aerial Port of Embarkation Activities for Deployment 63-2-8010.34-0001	Cross a Chemically Contaminated Area 03-3-C226.34-0001
Establish the Radar Site (GSR) 34-5-0003	Perform Aerial Port of Debarcation Activities for Deployment 63-2-8011.34-0001	Camouflage Vehicles and Equipment 05-2-C301..34-0001
Conduct Search with Radar 34-5-0004	Perform Sea Port of Debarcation Activities for Deployment 63-2-8012.34-0001	Disable Critical Equipment/Material 05-3-0210.34-0001
Establish the Common Ground Station Site 34-5-0050	Prepare Equipment Reception Team for Tactical Road March 63-2-8013.34-0001	Construct Wire Entanglements 05-3-0301.34-0001
Conduct Common Ground Station Mission Activities 34-5-0052	Perform Redeployment Personnel and Administrative Actions 63-2-8014.34-0001	Construct a Protective Obstacle 05-3-C230.34-0001
Conduct Common Ground Station Post-Mission Activities 34-5-0053	Perform Redeployment Training Activities 63-2-8015.34-0001	Prepare Crew Served Weapons Fighting Positions 05-5-0302.34-0001
Establish Interrogation Site 34-5-0205	Perform Redeployment Supply Activities 63-2-8016.34-0001	Establish Company Defensive Position 07-2-C314.34-0001
Conduct Interrogation Support Operations 34-5-0214	Perform Redeployment Maintenance Activities 63-2-8017.34-0001	Defend Unit Position 07-3-C212.34-0001
Figure 3-5. Provide Intelligence Support Mission Outline Part I (Continued)		

Establish an Electronic Support or Electronic Attack Site 34-5-0800	Prepare Vehicles and Equipment for Redeployment 63-2-8018.34-0001	Establish Unit Defense 07-3-C219.34-0001
Conduct Voice Communications Intercept or Radio Direction Finding Using AN/TRQ-32A(V)2 34-5-0801	Perform Sea Port of Embarkation Activities for Redeployment 63-2-8019.34-0001	Treat Casualties 08-2-0003.34-0001
Establish a Low Level Voice Intercept Collection Site 34-5-0802	Perform Aerial Port of Embarkation Activities for Redeployment 63-2-8020.34-0001	Transport Casualties 08-2-C316.34-0001
Conduct Voice Communications Intercept or Radio Direction Finding Using the AN/PRD-12 34-5-0803	Perform Aerial Port of Debarkation Activities for Redeployment 63-2-8021.34-0001	Conduct Battlefield Stress Reduction and Prevention Procedures 08-2-R303.34-0001
Conduct Voice Communications Intercept or Radio Direction Finding Using the Prophet (AN/PRD-13(V)2) 34-5-0804	Perform Home Station Activities 63-2-8022.34-0001	Perform Field Sanitation Functions 08-2-R315.34-0001
Conduct HF OR VHF Electronic Attack Operations Using AN/TLQ-17A(V)3 34-5-0805	Perform Sea Port of Debarkation Activities for Redeployment 63-2-8023.34-0001	Combat Battlefield Stress 12-3-C215.34-0001
Perform Limited Analysis of Reported Information 34-5-0806	Perform Demobilization Station Activities 63-2-8024.34-0001	Handle Enemy Prisoners of War 19-3-3106.34-0001
Prepare for Counterintelligence Operations 34-5-0913	Conduct Integration Activities 63-2-8025.34-0001	Use Passive Air Defense Measures 44-3-C220.34-0001
Perform Counterintelligence Operations 34-5-0915	Conduct Staging Activities 63-2-8026.34-0001	Take Active Combined Arms Air Defense Measures Against Hostile Aerial Platforms 44-3-C221.34-0001
Use a Linguist while Conducting an Interrogation 34-5-0917	Plan Unit Mobilization in a Peacetime Environment 63-2-8027.34-0001	Perform Risk Management Procedures 71-3-C231.34-0001
Figure 3-5. Provide Intelligence Support Mission Outline Part I (Continued)		

Conduct Intelligence Preparation of the Battlefield 34-6-2003	Plan Unit Deployment Activities Upon Receipt of a Warning Order 63-2-8028.34-0001	Maintain Operations Security 71-3-C232.34-0001
Provide Intelligence Products 34-6-2004	Plan Unit Redeployment 63-2-8029.34-0001	
Disseminate Combat Information and Intelligence 34-6-2005		
Direct Intelligence Operations 34-6-2009		
Maintain the Current Enemy Situation 34-6-2010		
Supervise Intelligence Operations 34-6-2012		
Process Specific Information Requirements Data 34-6-2013		
Provide Intelligence Support to Targeting 34-6-2015		
Emplace the Analysis and Control Team 34-6-2019		
Produce a Reconnaissance, Intelligence, Surveillance and Target Acquisition Plan 34-6-2020		
Conduct Intelligence Functions for Deployment 34-6-2032		

Figure 3-5. Provide Intelligence Support Mission Outline Part I (Continued)

<u>STX</u> <u>SUSTAIN/MAINTAIN/</u> <u>RESUPPLY</u> 34-3-E0014	<u>STX</u> <u>MOVE</u> 34-3-E0013	<u>STX</u> <u>COMMUNICATE</u> 34-3-E0012
Provide Food Service Support 10-2-C317.34-0001	Move Tactically 07-3-C211.34-0001	Install/Operate/Maintain a Single Channel Ground and Airborne Radio System Frequency Hopping Net 11-3-1102.34-0001
Perform Unit Graves Registration (GRREG) Operations 10-2-C318.34-0001	Perform a Tactical Road March 07-3-C227.34-0001	Establish and Operate a Single Channel Voice Radio Net 11-3-C302.34-0001
Receive Air Drop Resupply 10-2-C319.34-0001	Occupy Assembly Area 07-3-C228.34-0001	Install/Operate/Maintain a Single Channel Voice Radio Station 11-5-0102.34-0001
Provide Company Supply Support 10-2-C320.34-0001	Perform Passage of Lines 07-3-C229.34-0001	Install/Operate/Maintain Frequency Modulated Radio Retransmission Station 11-5-0104.34-0001
Maintain Company Strength 12-2-C321.34-0001	Move Tactically (Dismounted) 07-5-1107.34-0001	Establish an Operational All Source Analysis System After a Move 34-4-0601
Maintain Troop Morale and Combat Capability 12-2-C338.34-0001	Cross Danger Area 07-5-1108.34-0001	Establish the Operational Site (Trojan Spirit) 34-4-1201
Maintain Platoon Strength 12-3-C216.34-0001	Cross Water Obstacle 07-5-1109.34-0001	Prepare the AN/TSQ-190 (V) for Operation (Trojan Spirit) 34-4-1202
Rearm/Resupply 17-3-1030.34-0001	Establish Surveillance Site (Dismounted) 07-5-1111.34-0001	Conduct Common Ground Station Pre-Mission Activities 34-5-0051
Execute Service Support Platoon Operations 34-3-9020	Break Contact 34-5-1117	
Repair IEW Equipment in a Unit/DS/GS Maintenance Facility 34-4-0301	Displace the Analysis and Control Team 34-6-2018	

Figure 3-5. Provide Intelligence Support Mission Outline Part II

Control Intelligence and Electronic Warfare Equipment Repair Process in a Unit/Direct Support/General Support Facility 34-4-0302	Conduct a Convoy 55-2-C324.34-0001	
Perform Material Technical Inspection (TI) and Evacuation Operations of IEW Equipment 34-4-0303		
Repair Intelligence and Electronic Warfare Systems/Equipment at a Forward-Deployed Location 34-4-0304		
Conduct Intelligence and Electronic Warfare Systems Integration Operations 34-4-0305		STX COMMAND AND CONTROL 34-3-E0015
Perform Quality Assurance on IEW Systems Maintenance Operations 34-4-0306		Conduct Troop Leading Procedures 17-2-0065.34-0001
Perform Unit Level Maintenance 43-2-C322.34-0001		Operate the Company Command Post 17-2-3808.34-0001
Manage Unit Maintenance Operations 43-2-C323.34-0001		Conduct Troop-Leading Procedures 17-3-0065.34-0001
Receive External Sling Load Resupply 55-2-C325.34-0001		Execute MI Company (ENHANCED BDE) Operations 34-2-9014
Perform Predeployment Supply Activities 63-2-8004.34-0001		Monitor Platoon Operational Status 34-3-0001
Perform Predeployment Maintenance Activities 63-2-8005.34-0001		Execute Operations Platoon Operations (Sep Bde) 34-3-9029
Figure 3-5. Provide Intelligence Support Mission Outline Part II (Continued)		

CHAPTER 4

Training Exercise

4-1. General. Training exercises are used to train and practice the performance of collective tasks. This MTP contains a sample Situational Training Exercise (STX). It is designed to assist in developing, sustaining, and evaluating the unit's mission proficiency. Table 4-1 lists an example STX by title, exercise number, and page number.

TITLE	EXERCISE NUMBER	PAGE
Move	STX 34-3-E0013	4-1

Table 4-1. Situational Training Exercise

4-2. Situational Training Exercise. STXs are short, scenario driven, mission-oriented, tactical exercises that train a group of closely related collective tasks. The STX provides the information for training the tasks that make up the critical wartime mission. The STX does the following important functions:

- a. Provides repetitive training on the missions.
- b. Allows training to focus on identified weaknesses.
- c. Allows the unit to practice the collective tasks before conducting a higher echelon FTX.
- d. Saves time by providing a majority of the information needed to develop a vehicle for training.

Military Intelligence Platoon
STX
34-3-E0013
Move

1. Objective. This example STX trains individual, collective, and leader tasks in the unit. It is used for internal and external evaluations.
2. Interface. This STX supports the company FTX 34-2-E0001, Conduct Company Operations
3. Training.
 - a. Guidance. The Trainer should review the individual, collective, and leader tasks performed during the STX. Then determine which tasks may require initial or refresher training.

(1) Individual training. Individual training should be soldier's manual tasks required to support this STX. The Individual-to-Collective Task Matrix in Chapter 2 should be used as a source for these individual tasks. Training should be hands-on and performance-oriented. During training, leaders assess soldiers' proficiency by evaluating task performance against the soldiers' manual standards, and provide feedback to the soldier. The individual training and evaluation program includes things such as common task tests and commander's evaluations

(2) Collective training. Collective training should be on the collective tasks required for the STX. Battle/crew drills and STXs are key tools for squad and platoon collective training. As with individual tasks, drills should be trained to standard with feedback provided as required. Collective tasks that could support this STX and mission, as well as other missions, are in the Mission-to-Collective Tasks Matrix in Chapter 2 and the Move outline in Chapter 3.

(3) Leader training. Leader training should be on the leader tasks required for the exercise as well as the individual tasks. One or all of the following methods trains leader tasks in the same manner as stated in paragraph 3(1) or:

(a) Classroom discussion on how to plan the exercise and implement unit SOPs. (FM 25-4, Chapter 2)

(b) Map reconnaissance that assists in terrain analysis and war-gaming. (Use map of the area where the STX will be conducted.)

(c) Terrain board or sand table exercises that permit simulations or miniatures to be used to gain three-dimensional perspective in war-gaming and/or rehearsing the exercise. (Model the terrain board or sand table to match the terrain where the exercise will be conducted).

(d) Tactical exercises without troops allow leaders to train on the ground, practicing land navigation movement, reporting, and other leader actions. (FM 25-4, pages 40 through 44).

(e) Simulations and war-gaming teach leaders as part of a continuing officer and noncommissioned officer development program.

(f) Training extension courses present information and demonstrate how tasks are performed to standard using audiovisual equipment. (DA Pam 350-100)

b. Training tips. Tips for training and general instructions on how to prepare and accomplish the STX are:

(1) Know the requirements for infiltration (FM 7-70, paragraph 3-5), tactical movement (FM 7-70, paragraph 3-2), and consolidation and reorganization (FM 7-70, paragraphs 5-10 and 8-14).

(2) Conduct a leader's reconnaissance of the training area with squad leaders to ensure that you do not make time-consuming mistakes.

(3) Review the standards for the T&EOs that support this exercise

(4) The exercise may be conducted with blank ammunition, without ammunition, or live fire. The use of ammunition is encouraged to add more realism to the exercise.

(5) The exercise may be conducted with or without MILES. MILES provides better feedback and should be used if available.

(6) The exercise can be conducted under all environmental conditions, both day and night, with or without NBC. This scenario involves an active NBC environment.

4. General Situation.

a. Contact with the enemy has been reestablished. Initial reports indicate that he is at 65 to 70 percent strength and has not been reinforced. His defensive positions are not well established. He has the capability for indirect fire and CAS. The enemy has used chemicals and will probably do so again. A move is ordered to assist elsewhere. The unit is acting as part of a larger force and has indirect fire available. Figure 4-1 illustrates the graphic scenario of task performance in this exercise.

b. This exercise begins with the receipt of a company FRAGO and ends after consolidation and reorganization. An AAR should be held after completing the reorganization. A final AAR should be conducted once all evaluation notes are compiled. If necessary, run portions of the exercise again until you are satisfied with your unit's performance. Table 4-2 provides a recommended sequence of T&EOs and time for each portion of the STX.

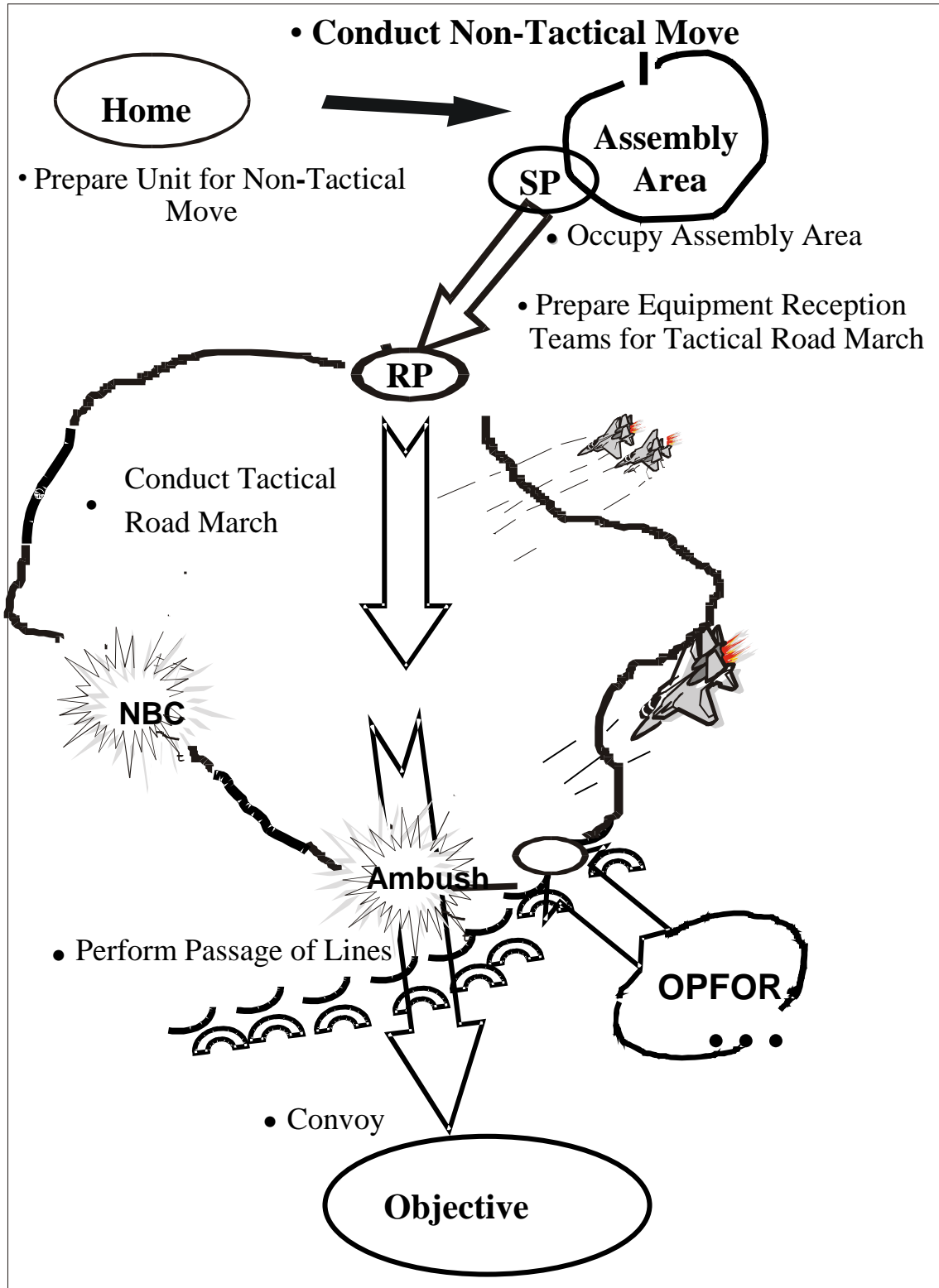


Figure 4-1. General FTX Scenario

SEQUENCE	EVENT	ESTIMATED TIME
1	Administrative Preparations	Pre FTX
2	Perform Risk Management	24 hrs.
3	Receive FRAGO	30 min
4	Conduct Mission Analysis	30 min.
5	Prepare Equipment	1 hr.
6	Occupy Assembly Area	30 min.
7	Issue Movement Order	20 min.
8	Intermediate AAR	30 min.
9	Conduct Non-Tactical Move	1 hr.
10	Intermediate AAR	1 hr.
11	Conduct Tactical Move	1 hr.
*12	React to Ambush	1 hr.
13	Final AAR	2 hrs.

*Indicates these tasks are performed simultaneously with other tasks.

NOTES: Events are trained to standards, not time limitations. The time required to train an event varies based on METT-TC factors and the proficiency of the platoon. Additional time is required if large portions of the exercise are conducted at night, under limited visibility, or under MOPP conditions.

Table 4-2. Sequence of Events and Time for STX

5. Instructions for this STX are as follows:

a. This STX should be initially trained and rehearsed slowly, on open terrain, during good visibility, and with frequent explanations and critiques by leaders. This simple execution, combined with a thorough prebrief and chalk talks, constitutes the "crawl" stage of STX training. The "walk" phase of this STX entails conducting the training at closer to normal rates, on more difficult terrain, and with stops for explanation and critiques only when problems occur (except for planned AARs). The STX is executed under conditions as close to those expected in combat as possible for the "run" phase. The run phase used should be full operational security, camouflage, realistic time frames, distances, challenging terrain, an aggressive OPFOR, NBC environment, and movement distances. This exercise is conducted at full speed after conducting building block training (individual training, drills) to reach the run level of execution.

b. The T&EO standards for this exercise are in Chapter 5. These standards must be met to obtain the maximum benefits from the training.

c. This exercise should be conducted on a recurring basis to sustain proficiency. However, since many of the T&EOs in this STX will be trained in other STXs, practice may occur through integration rather than retraining the STX.

6. Support Requirements.

a. Ideally, the OPFOR replicates enemy forces in size and strength to realistically portray threat activities. (See Chapter 6).

b. At least one evaluator should be assigned to control OPFOR activities. The evaluator evaluates OPFOR actions, ensures realism, stresses safety, and assesses loss and damage.

c. OPFOR units should look and fight like the potential enemy. This assists soldiers in understanding threat tactics, doctrine, and weapons systems. (See Chapter 6)

d. Minimum trainers/observer controllers: The company commander or platoon leader, who will be the trainer and primary evaluator, can conduct this exercise. At least one other observer controller is required with the OPFOR. Another platoon being trained or evaluated should be used as the platoon making the main attacks. This platoon will need an additional trainer or observer controller.

CHAPTER 5

Training and Evaluation Outlines

5-1. Introduction. This chapter contains the training and evaluation outlines for the unit. T&EOs are the foundation of the MTP and the collective training of the units. T&EOs are training objectives (task, conditions, and standards) for the collective tasks, which support critical wartime operations. The unit must master designated collective tasks to perform its critical wartime operations. T&EOs may be trained separately, in an STX, in an FTX, or in live-fire exercises. For collective live-fire standards, the trainer needs to refer to the applicable gunnery manual for the appropriate course of fire. Those standards and courses of fire need to be integrated into the training exercise.

5-2. Structure. The T&EOs in this chapter are listed in Table 5-1. The Mission-to-Collective Task Matrix in Chapter 2 lists the T&EOs required to train the critical wartime missions according to their specific BOS.

5-3. Format. The T&EOs are prepared for every collective task that supports critical wartime operation accomplishment. Each T&EO contains the following items:

- a. Element. This identifies the unit or unit element(s) that performs the task.
- b. Task. This is a description of the action to be performed by the unit, and provides the task number.
- c. References. These are in parenthesis following the task number. The reference which contains the most information (primary reference) about the task is listed first and underlined. If there is only one reference do not underline the reference.
- d. Iteration. Used to identify how many times the task is performed and evaluated during training. The "M" identifies when the task is performed in MOPP4.
- e. Commander/Leader Assessment. This is used by the unit leadership to assess the proficiency of the unit in performing the task to standard. Assessments are subjective in nature and use all available evaluation data and submit leader input to develop an assessment of the organization's overall capability to accomplish the task. Use the following ratings:
 - (1) T - Trained. The unit is trained and has demonstrated its proficiency in accomplishing the task to wartime standards.
 - (2) P - Needs practice. The unit needs to practice the task. Performance has demonstrated that the unit does not achieve standard without some difficulty or has failed to perform some task steps to standard.
 - (3) U - Untrained. The unit cannot demonstrate an ability to achieve wartime proficiency.

f. Condition. A statement of the situation or environment in which the unit is to do the collective task.

g. Task standard.

(1) The task standard states the performance criteria that a unit must achieve to successfully execute the task. This overall standard should be the focus of training. Every soldier should understand it.

(2) The trainer or evaluator determines the unit's training status using performance observation measurements (where applicable) and his judgment. The unit must be evaluated in the context of the METT-T conditions. These conditions should be as similar as possible for all evaluated elements. This will establish a common base line for unit performance.

h. Task Steps and Performance Measures. This is a listing of actions that is required to complete the task. These actions are stated in terms of observable performance for evaluating training proficiency. The task steps are arranged sequentially along with supporting individual tasks and their reference. Leader tasks within each T&EO are indicated by an asterisk (*). Under each task step are listed the performance measures that must be accomplished to correctly perform the task step. If the unit fails to correctly perform one of these task steps to standard, it has failed to achieve the overall task standard.

i. GO/NO-GO column. This column is provided for annotating the platoon's performance of the task steps. Evaluate each performance measure for a task step and place an "X" in the appropriate column. A major portion of the performance measures must be marked a "GO" for the task step to be successfully performed.

j. Task performance/evaluation summary block. This block provides the trainer a means of recording the total number of task steps and performance measures evaluated and those evaluated as "GO". It also provides the evaluator a means to rate the units demonstrated performance as a "GO" or "NO-GO". It also provides the leader with a historical record for five training iterations.

k. Supporting Individual Tasks. This is a listing of all supporting individual tasks required to correctly perform the task. Listed are the reference, tasks number, and task title.

l. OPFOR standards. These standards specify overall OPFOR performance for each collective task. These standards ensure that OPFOR soldiers accomplish meaningful training and force the training unit to perform its task to standard or "lose" to the OPFOR. The OPFOR standards specify what must be accomplished -- not how it must be accomplished. The OPFOR must always attain its task standards, using tactics consistent with the type of enemy they are portraying.

5-4. Use. The T&EOs can be used to train or evaluate a single task. Several T&EOs can be used to train or evaluate a group of tasks such as an STX or FTX.

Develop Intelligence

Execute MI Company (SEP BDE) Operations (34-2-9018)	5-7
Monitor Platoon Operational Status (34-3-0001)	5-13
Execute Collection and Jamming (C&J) Platoon Operations (34-3-9000).....	5-16
Prepare Sensors Anti-Intrusion DT-561/GSQ, DT-562/GSQ, and DT-565/GSQ for Operation (34-4-0005).....	5-20
Employ the Anti-Intrusion DT-561/GSQ, DT-562/GSQ, and DT-565/GSQ Sensors (34-4-0006)	5-23
Employ Remotely Monitored Battlefield Sensor System (REMBASS) (34-4-0007)	5-27
Emplace Antenna Group OE-239 (34-4-0008)	5-32
Prepare the Repeater for Operation (34-4-0009).....	5-35
Emplace the Repeater for Operation (34-4-0010)	5-39
Recover the Repeater (34-4-0011)	5-42
Operate the Portable Monitoring Set R-2016 (34-4-0012).....	5-45
Operate Code Programmer, C-10434/GSQ (34-4-0013).....	5-48
Recover the Sensors (Remotely Monitored Battlefield Sensor System (REMBASS)) (34-4-0014)	5-51
Prepare the All Source Analysis System (ASAS) for Redeployment (34-4-0600).....	5-54
Establish an Operational All Source Analysis System (ASAS) After a Move (34-4-0601)	5-57
Conduct All Source Analysis System (ASAS) Operations (34-4-0602)	5-60
Establish the Unmanned Aerial Vehicle Launch & Recovery Site (34-4-1000)	5-67
Conduct Unmanned Aerial Vehicle Launch Operations (34-4-1001).....	5-72
Conduct Unmanned Aerial Vehicle Flight Operations (34-4-1002).....	5-77
Conduct Unmanned Aerial Vehicle Recovery Operations (34-4-1003)	5-82
Displace from the Unmanned Aerial Vehicle Launch and Recovery Site (34-4-1004).....	5-86
Prepare the AN/TSQ-190 (V) Trojan Spirit for Deployment (34-4-1200).....	5-90
Establish the Operational Site (Trojan Spirit) (34-4-1201)	5-93
Prepare the AN/TSQ-190 (V) for Operation (Trojan Spirit) (34-4-1202)	5-97
Establish the Radar Site (GSR) (34-5-0003)	5-100
Conduct Search with Radar (34-5-0004)	5-103
Establish the Common Ground Station (CGS) Site (34-5-0050)	5-106
Conduct Common Ground Station (CGS) Pre-Mission Activities (34-5-0051)	5-111
Conduct Common Ground Station (CGS) Mission Activities (34-5-0052)	5-114
Conduct Common Ground Station (CGS) Post-Mission Activities (34-5-0053).....	5-117
Prepare the Common Ground Station (CGS) for Redeployment (34-5-0054).....	5-119
Establish Interrogation Site (34-5-0205)	5-123
Conduct Interrogation Support Operations (34-5-0214)	5-126
Establish an Electronic Support (ES) or Electronic Attack (EA) Site (34-5-0800)	5-133
Conduct Voice Communications Intercept or Radio Direction Finding (RDF) Using AN/TRQ-32A(V)2 (34-5-0801)	5-137
Conduct Voice Communications Intercept or Radio Direction Finding (RDF) Using the AN/PRD-12 (34-5-0803).....	5-140
Conduct Voice Communications Intercept or Radio Direction Finding (RDF) Using the Prophet (AN/PRD-13(V)2) (34-5-0804).....	5-143
Conduct HF OR VHF Electronic Attack (EA) Operations Using AN/TLQ-17A(V)3 (34-5-0805)	5-146
Perform Limited Analysis of Reported Information (34-5-0806)	5-149
Perform Counterintelligence Operations (34-5-0915).....	5-152
Use a Linguist While Conducting an Interrogation (34-5-0917).....	5-158
Conduct Intelligence Preparation of the Battlefield (IPB) (BDE) (34-6-2003).....	5-163
Produce Intelligence Products (BDE) (34-6-2004).....	5-167

Disseminate Combat Information and Intelligence (BDE) (34-6-2005).....	5-171
Direct Intelligence Operations (BDE) (34-6-2009).....	5-174
Maintain the Current Enemy Situation (BDE) (34-6-2010).....	5-176
Supervise Intelligence Operations (BDE) (34-6-2012).....	5-179
Process Specific Information Requirements (SIR) Data (BDE) (34-6-2013).....	5-182
Provide Intelligence Support to Targeting (BDE) (34-6-2015).....	5-185
Displace the Analysis and Control Team (ACT) (34-6-2018).....	5-188
Emplace the Analysis and Control Team (ACT) (34-6-2019).....	5-191
Produce a Reconnaissance, Intelligence, Surveillance and Target Acquisition (RISTA) Plan (BDE) (34-6-2020).....	5-194

Deploy/Conduct Maneuver

Move Tactically (07-3-C211.34-0001).....	5-198
Perform a Tactical Road March (07-3-C227.34-0001).....	5-205
Occupy Assembly Area (07-3-C228.34-0001).....	5-209
Perform Passage of Lines (07-3-C229.34-0001).....	5-214
Move Tactically (Dismounted) (07-5-1107.34-0001).....	5-219
Cross Danger Area (07-5-1108.34-0001).....	5-225
Cross Water Obstacle (07-5-1109.34-0001).....	5-230
Establish Surveillance Site (Dismounted) (07-5-1111.34-0001).....	5-234
Execute Actions on Contact (17-3-1021.34-0001).....	5-238
Establish a Low-Level Voice Intercept Collection Site (34-5-0802).....	5-243
Prepare for Counterintelligence Operations (34-5-0913).....	5-248
Deploy Counterintelligence Team (34-5-0914).....	5-251
Redeploy Counterintelligence Team (34-5-0916).....	5-254
Break Contact (34-5-1117).....	5-257
Perform Deployment Alert Activities (63-2-8001.34-0001).....	5-261
Perform Personnel and Administrative Predeployment Activities (63-2-8002.34-0001).....	5-264
Perform Predeployment Training Activities (63-2-8003.34-0001).....	5-267
Perform Predeployment Supply Activities (63-2-8004.34-0001).....	5-269
Perform Predeployment Maintenance Activities (63-2-8005.34-0001).....	5-271
Prepare Vehicles and Equipment for Deployment (63-2-8006.34-0001).....	5-274
Prepare Unit for Nontactical Move (63-2-8007.34-0001).....	5-279
Conduct Nontactical Road March (63-2-8008.34-0001).....	5-282
Perform Sea Port of Embarkation Activities for Deployment (63-2-8009.34-0001).....	5-285
Perform Aerial Port of Embarkation Activities for Deployment (63-2-8010.34-0001).....	5-289
Perform Aerial Port of Debarkation Activities for Deployment (63-2-8011.34-0001).....	5-292
Perform Seaport of Debarkation Activities for Deployment (63-2-8012.34-0001).....	5-295
Prepare Equipment Reception Team for Tactical Road March (63-2-8013.34-0001).....	5-298
Perform Redeployment Personnel and Administrative Actions (63-2-8014.34-0001).....	5-301
Perform Redeployment Training Activities (63-2-8015.34-0001).....	5-304
Perform Redeployment Supply Activities (63-2-8016.34-0001).....	5-306
Perform Redeployment Maintenance Activities (63-2-8017.34-0001).....	5-308
Prepare Vehicles and Equipment for Redeployment (63-2-8018.34-0001).....	5-311
Perform Sea Port of Embarkation Activities for Redeployment (63-2-8019.34-0001).....	5-316
Perform Aerial Port of Embarkation Activities for Redeployment (63-2-8020.34-0001).....	5-321
Perform Aerial Port of Debarkation Activities for Redeployment (63-2-8021.34-0001).....	5-325
Perform Home Station Activities (63-2-8022.34-0001).....	5-328
Perform Sea Port of Debarkation Activities for Redeployment (63-2-8023.34-0001).....	5-331
Perform Demobilization Station Activities (63-2-8024.34-0001).....	5-334
Conduct Integration Activities (63-2-8025.34-0001).....	5-337
Conduct Staging Activities (63-2-8026.34-0001).....	5-339
Plan Unit Mobilization in a Peacetime Environment (63-2-8027.34-0001).....	5-342
Plan Unit Deployment Activities Upon Receipt of a Warning Order (63-2-8028.34-0001).....	5-346
Plan Unit Redeployment (63-2-8029.34-0001).....	5-349

Protect the Force

Conduct a Chemical Survey (03-2-C310.34-0001).....	5-352
Conduct Thorough Decontamination Operations (03-2-C312.34-0001).....	5-356
Prepare for Operations Under Nuclear, Biological, and Chemical Conditions (03-3-C201.34-0001)	5-362
Prepare for a Chemical Attack (03-3-C202.34-0001)	5-366
Respond to a Chemical Attack (03-3-C203.34-0001)	5-369
Prepare for a Friendly Nuclear Strike (03-3-C205.34-0001).....	5-373
Cross a Radiologically Contaminated Area (03-3-C208.34-0001).....	5-376
React to Smoke Operations (03-3-C209.34-0001)	5-379
Respond to the Residual Effects of a Nuclear Attack (03-3-C222.34-0001)	5-383
Respond to the Initial Effects of a Nuclear Attack (03-3-C223.34-0001)	5-386
Conduct Operational Decontamination (03-3-C224.34-0001)	5-390
Conduct Chemical Reconnaissance (03-3-C225.34-0001)	5-396
Cross a Chemically Contaminated Area (03-3-C226.34-0001)	5-401
Camouflage Vehicles and Equipment (05-2-C301.34-0001)	5-405
Disable Critical Equipment/Material (05-3-0210.34-0001).....	5-409
Construct Wire Entanglements (05-3-0301.34-0001)	5-412
Construct a Protective Obstacle (05-3-C230.34-0001).....	5-416
Prepare Crew Served Weapons Fighting Positions (05-5-0302.34-0001).....	5-420
Establish Company Defensive Position (07-2-C314.34-0001)	5-424
Defend Unit Position (07-3-C212.34-0001).....	5-431
Establish Unit Defense (07-3-C219.34-0001)	5-436
Install/Operate/Maintain Frequency Modulated Radio Retransmission Station (11-5-0104.34-0001)	5-442
Process Captured Documents and Equipment (19-3-3105.34-0001).....	5-446
Handle Enemy Prisoners of War (19-3-3106.34-0001).....	5-448
Use Passive Air Defense Measures (44-3-C220.34-0001).....	5-451
Take Active Combined Arms Air Defense Measures Against Hostile Aerial Platforms (44-3-C221.34-0001)	5-455

Perform CSS and Sustainment

Treat Casualties (08-2-0003.34-0001).....	5-460
Transport Casualties (08-2-C316.34-0001)	5-465
Conduct Battlefield Stress Reduction and Prevention Procedures (08-2-R303.34-0001).....	5-470
Perform Field Sanitation Functions (08-2-R315.34-0001)	5-473
Provide Food Service Support (10-2-C317.34-0001)	5-477
Perform Unit Graves Registration (GRREG) Operations (10-2-C318.34-0001).....	5-481
Receive Airdrop Resupply (10-2-C319.34-0001).....	5-484
Provide Company Supply Support (10-2-C320.34-0001).....	5-488
Maintain Company Strength (12-2-C321.34-0001).....	5-491
Maintain Troop Morale and Combat Capability (12-2-C338.34-0001).....	5-494
Combat Battlefield Stress (12-3-C215.34-0001).....	5-498
Maintain Platoon Strength (12-3-C216.34-0001).....	5-501
Conduct Assembly Area Activities (17-2-2000.34-0001)	5-504
Rearm/Resupply (17-3-1030.34-0001)	5-511
Execute Service Support Platoon Operations (34-3-9020).....	5-515
Repair IEW Equipment in a Unit/DS/GS Maintenance Facility (34-4-0301)	5-519
Control Intelligence and Electronic Warfare Equipment Repair Process in a Unit/Direct Support/General Support Facility (34-4-0302)	5-522
Perform Material Technical Inspection (TI) and Evacuation Operations of IEW Equipment (34-4-0303).....	5-525
Repair Intelligence and Electronic Warfare Systems/Equipment at a Forward-Deployed Location (34-4-0304).....	5-528
Conduct Intelligence and Electronic Warfare (IEW) Systems Integration Operations (34-4-0305)	5-532
Perform Quality Assurance on IEW Systems Maintenance Operations (34-4-0306).....	5-535

Perform Unit Level Maintenance (43-2-C322.34-0001).....	5-538
Manage Unit Maintenance Operations (43-2-C323.34-0001).....	5-543
Receive External Sling Load Resupply (55-2-C325.34-0001).....	5-546
Perform Risk Management Procedures (71-3-C231.34-0001).....	5-551
Exercise Command and Control	
Establish and Operate a Single Channel Voice Radio Net with Single Channel Ground and Airborne Radio System (SINCGARS) System Implementation Program (SIP) (11-2-C302.34-0001)	5-553
Install/Operate/Maintain a Single Channel Ground and Airborne Radio System (SINCGARS) Frequency Hopping (FH) Net (11-3-1102.34-0001).....	5-556
Establish and Operate a Single Channel Voice Radio Net (11-3-C302.34-0001).....	5-561
Install/Operate/Maintain a Single Channel Voice Radio Station (FM) (11-5-0102.34-0001).....	5-564
Conduct Troop Leading Procedures (17-2-0065.34-0001).....	5-568
Operate the Company Command Post (17-2-3808.34-0002).....	5-576
Conduct Troop-Leading Procedures (17-3-0065.34-0001).....	5-581
Execute Operations Platoon Operations (Sep Bde) (34-3-9029)	5-589
Conduct Intelligence Functions for Deployment (BDE) (34-6-2032).....	5-593
Conduct a Convoy (55-2-C324.34-0001).....	5-596
Maintain Operations Security (71-3-C232.34-0001).....	5-603

Figure 5-1. List of T&EO's

ELEMENT: COMPANY HEADQUARTERS

TASK: Execute MI Company (SEP BDE) Operations (34-2-9018)
 (FM 34-80) (FM 3-0) (FM 34-60)
 (FM 34-8)

ITERATION: 1 2 3 4 5 M (Circle)
COMMANDER/LEADER ASSESSMENT: T P U (Circle)

CONDITIONS: Given a deployed military intelligence company as part of a separate brigade supporting a division or corps in a theater of operations. Direct coordination for intelligence gathering missions has been effected with the brigade staff. Coordination for administrative and logistical support has been effected with appropriate brigade staff elements in the brigade support area. Some iterations of this task should be performed in MOPP4.

TASK STANDARDS: The military intelligence company successfully deployed its' assets and provided timely intelligence, electronic warfare and human intelligence support to the separate brigade for the duration of the tactical mission and/or deployment.

TASK STEPS AND PERFORMANCE MEASURES	GO	NO-GO
1. Employ military intelligence company assets with the enhanced brigade 2. Deploy the analysis and control team with the brigade tactical operations center. 3. Ensure common ground station communications are established. 4. Deploy the analysis and control element with the brigade tactical operations center. a. Ensure all-source enclave is established, to include communications and local area network. b. Ensure single-source enclave is established, to include communications and local area network. c. Establish connectivity between the single and all-source systems. d. Coordinate for contractor support, as necessary, to sustain connectivity. * 5. Supervise counterintelligence support to the brigade. * 6. Supervise Interrogator support to the brigade. * 7. Supervise ground surveillance radar support to the brigade. * 8. Coordinate intelligence and electronic warfare support to the brigade. * 9. Commander ensures coordination is conducted with other friendly forces for intelligence and electronic warfare site selection in the brigade area of operations. 10. Monitor company operational status.		

TASK PERFORMANCE / EVALUATION SUMMARY BLOCK							
ITERATION	1	2	3	4	5	M	TOTAL
TOTAL TASK STEPS EVALUATED							
TOTAL TASK STEPS "GO"							
TRAINING STATUS "GO"/"NO-GO"							

"**" indicates a leader task step.

SUPPORTING INDIVIDUAL TASKS

Task Number	Task Title	References
01-0401.20-0001	Direct Unit Air Defense	STP 21-II-MQS STP 21-I-MQS
01-1940.00-1001	Supervise Construction of Obstacles	STP 21-II-MQS STP 21-I-MQS
01-3301.02-0011	Defend a Company Position	STP 21-II-MQS STP 21-I-MQS
01-4965.90-0001	Supervise Unit Maintenance Operations	STP 21-II-MQS STP 21-I-MQS
01-9001.17-0003	Build a Cohesive Unit or Organization	STP 21-II-MQS STP 21-I-MQS
01-9001.19-0002	Take Charge of a Company, Staff Section, or Equivalent Sized Organization	STP 21-II-MQS STP 21-I-MQS
01-9007.01-0250	Brief to Inform, Persuade, or Direct	STP 21-I-MQS STP 21-II-MQS
01-9017.02-0002	Conduct a Battle Analysis	STP 21-I-MQS STP 21-II-MQS
03-0170.01-1005	Perform Wartime Strength Accounting at Unit Level	STP 21-I-MQS STP 21-II-MQS
03-4995.90-0010	Direct Vehicle and Equipment Recovery Operations	STP 21-I-MQS STP 21-II-MQS
03-5105.00-0002	Direct Field Feeding Operations	STP 21-I-MQS STP 21-II-MQS
03-8310.00-9000	Supervise Unit Preventive Medicine and Field Sanitation Procedures	STP 21-I-MQS STP 21-II-MQS
03-9001.10-0004	Apply the Ethical Decision-Making Process as a Commander or Staff Officer	STP 21-I-MQS STP 21-II-MQS
03-9001.11-0002	Establish a Positive Command Climate	STP 21-I-MQS STP 21-II-MQS
03-9001.12-0003	Communicate Effectively as a Commander or Staff Officer	STP 21-I-MQS STP 21-II-MQS
03-9001.13-0001	Solve Problems Using the Military Problem Solving Process	STP 21-I-MQS STP 21-II-MQS
03-9001.14-0002	Motivate Subordinates to Accomplish Unit Missions	STP 21-I-MQS STP 21-II-MQS
03-9003.02-0001	Manage Accident Risk in Unit Operations	STP 21-I-MQS STP 21-II-MQS

SUPPORTING INDIVIDUAL TASKS

Task Number	Task Title	References
03-9003.03-0001	Supervise the Management of Accident Risk in Unit Operations	STP 21-I-MQS STP 21-II-MQS
04-3303.02-0014	Prepare Platoon or Company Combat Orders	STP 21-I-MQS STP 21-II-MQS
04-3303.02-0037	Navigate While Mounted	STP 21-I-MQS STP 21-II-MQS
04-5030.00-2013	Implement Mission-Oriented Protective Posture Based on Threat or Direction	STP 21-I-MQS STP 21-II-MQS
071-326-5502(SL2)	Issue a Fragmentary Order	STP 21-I-MQS
071-326-5503(SL2)	Issue a Warning Order	STP 21-24-SMCT
071-326-5505(SL2)	Issue an Oral Operation Order	STP 21-24-SMCT
071-326-5705(SL2)	Establish an Observation Post	STP 21-24-SMCT
071-329-1019(SL2)	Use a Map Overlay	STP 21-24-SMCT
071-332-5000(SL3)	Prepare an Operation Overlay	STP 21-24-SMCT
071-332-5021(SL3)	Prepare a Situation Map	STP 21-24-SMCT
071-410-0012(SL3)	Conduct Occupation of an Assembly Area	STP 21-24-SMCT
081-831-1047(SL4)	SUPERVISE THE IMPLEMENTATION OF PREVENTIVE MEDICINE POLICIES	STP 21-24-SMCT
091-CLT-3009(SL4)	Supervise Maintenance Operations	STP 21-24-SMCT
101-92Y-0001(SL4)	Supervise Supply Activities	STP 21-24-SMCT
101-92Y-0002(SL3)	Plan Tactical Re-Supply Operations	STP 21-24-SMCT
101-CLT-0198(SL4)	Supervise Tactical Feeding Operation	STP 21-24-SMCT
113-637-2001(SL1)	Communicate via a Tactical Radio	STP 21-1-SMCT
151-357-0002(SL4)	Coordinate Combat Service Support (CSS) Operations	STP 21-24-SMCT
159-200-2020(SL4)	Integrate threat capabilities into mission planning.	STP 21-24-SMCT
181-105-2002(SL2)	Conduct Combat Operations According to the Law of War	STP 21-24-SMCT
301-371-1000(SL1)	REPORT INTELLIGENCE INFORMATION	STP 21-1-SMCT
301-371-1052(SL1)	PROTECT CLASSIFIED INFORMATION AND MATERIAL	STP 21-1-SMCT
301-371-1150(SL3)	IDENTIFY INTELLIGENCE AND ELECTRONIC WARFARE (IEW) ASSETS	STP 21-24-SMCT
301-371-1200(SL2)	PROCESS CAPTURED MATERIEL	STP 21-24-SMCT
441-091-3000(SL3)	Supervise the Implementation of Air Defense Measures	STP 21-24-SMCT
805C-PAD-2461(SL2)	Maintain Accountability of Personnel (Status Report)	STP 21-24-SMCT
805C-PAD-4595(SL4)	Supervise Cross-leveling of Personnel	STP 21-24-SMCT
850-001-2000(SL2)	Employ Accident Prevention Measures and Risk Mgt Process	STP 21-24-SMCT
850-001-3001(SL3)	Control Mission Safety Hazard	STP 21-24-SMCT
850-001-4001(SL4)	Integrate Risk Mgt Into Platoon	STP 21-24-SMCT
S1-9011.07-0001	Describe the Brigade Fight	STP 21-II-MQS STP 21-I-MQS
S3-9001.18-0002	Minimize Combat Stress	STP 21-II-MQS STP 21-I-MQS
S3-9060.00-1000	Conduct Small Unit Combat Operations According to the Law of War	STP 21-II-MQS

SUPPORTING INDIVIDUAL TASKS

Task Number	Task Title	References
		STP 21-I-MQS

SUPPORTING COLLECTIVE TASKS

Task Number	Task Title	References
34-3-0100	Displace the General Support Operations Center (GSOC)	ARTEP 34-388-30-MTP
34-3-0101	Emplace the General Support Operations Center (GSOC)	ARTEP 34-388-30-MTP
34-5-0214	Conduct Interrogation Support Operations	ARTEP 34-113-11-MTP ARTEP 34-114-30-MTP ARTEP 34-144-30-MTP ARTEP 34-353-30-MTP ARTEP 34-355-MTP ARTEP 34-357-30-MTP ARTEP 34-358-30-MTP ARTEP 34-388-30-MTP ARTEP 34-393-30-MTP ARTEP 34-397-30-MTP ARTEP 34-397-32-MTP
34-5-0215	Conduct Tactical Interrogation Operations (IBCT)	ARTEP 34-143-30-MTP
34-6-0430	Employ Security Measures (ACR)	ARTEP 34-143-31-MTP
34-6-0431	Employ Security Measures (IBCT)	ARTEP 34-113-12-MTP ARTEP 34-143-30-MTP ARTEP 34-143-31-MTP
34-6-2021	Conduct Intelligence Preparation of the Battlefield (IPB) (ACR)	ARTEP 34-113-12-MTP
34-6-2022	Produce Intelligence Products (ACR)	ARTEP 34-114-30-MTP ARTEP 34-113-12-MTP
34-6-2023	Disseminate Combat Information and Intelligence (ACR)	ARTEP 34-114-30-MTP ARTEP 34-113-12-MTP
34-6-2024	Direct Intelligence Operations (ACR)	ARTEP 34-114-30-MTP ARTEP 34-113-12-MTP
34-6-2025	Maintain the Current Enemy Situation (ACR)	ARTEP 34-114-30-MTP ARTEP 34-113-12-MTP
34-6-2026	Supervise Intelligence Operations (ACR)	ARTEP 34-114-30-MTP ARTEP 34-113-12-MTP
34-6-2027	Process Specific Information Requirements (SIR) Data (ACR)	ARTEP 34-114-30-MTP ARTEP 34-113-12-MTP
34-6-2028	Provide Intelligence Support to Targeting (ACR)	ARTEP 34-114-30-MTP ARTEP 34-113-12-MTP
34-6-2029	Produce a Reconnaissance, Intelligence, Surveillance and Target Acquisition (RISTA) Plan (ACR)	ARTEP 34-114-30-MTP ARTEP 34-113-12-MTP
34-6-2030	Displace the Analysis and Control Element (ACE) (ACR)	ARTEP 34-114-30-MTP ARTEP 34-113-12-MTP

SUPPORTING COLLECTIVE TASKS

Task Number	Task Title	References
34-6-2031	Emplace the Analysis and Control Element (ACE) (ACR)	ARTEP 34-114-30-MTP ARTEP 34-113-12-MTP ARTEP 34-114-30-MTP

OPFOR TASKS AND STANDARDS

TASK: Conduct Aerial Reconnaissance (34-OPFOR-1007)

CONDITION: OPFOR HQ requires intelligence on the location and identification of enemy elements. Aircraft is dispatched to take photographs and conduct a visual inspection of enemy area.

STANDARD: Located and photographed enemy positions in assigned sectors, to include: support and storage bases and command and control facilities. Visual checks were conducted when possible. The enemy was not engaged. Priority Intelligence Requests and other Information Requirements were reported to OPFOR HQ.

TASK: Attack (34-OPFOR-1010)

CONDITION: Enemy rear area support base has been located. PIR's and other intelligence requirements have been obtained by OPFOR patrols. Element has automatic and anti-armor weapons, and light mortars. Element is approximately the size of two platoons.

STANDARD: An attack plan was developed. An attack was initiated using a scheme of maneuver that exploited enemy flanks, gaps, and weaknesses. Covered and concealed routes were used to approach enemy areas. Employed indirect fire to support attack. Penetrated enemy defenses. Destroyed equipment and supplies, inflicted casualties, isolated the support base, and blocked reinforcements. The enemy unit was forced to displace.

TASK: Maintain Contact (34-OPFOR-1011)

CONDITION: OPFOR element is tactically engaged with enemy base defense forces. Enemy forces are withdrawing under pressure.

STANDARD: The enemy forces were engaged decisively. As the enemy withdrew, the unit or force advanced maintaining contact.

TASK: Conduct Electronic Warfare (34-OPFOR-1012)

CONDITION: OPFOR employs collection and direction finding assets (ground and air), to monitor and locate enemy forces.

STANDARD: The positions of enemy command, intelligence, and logistics units were located. The locations of the positions were forwarded to OPFOR headquarters. Jamming signals were used against enemy radio receivers. Enemy radio nets were monitored and all information of intelligence value was reported to OPFOR HQ.

TASK: Conduct Raid (34-OPFOR-1009)

CONDITION: OPFOR element has occupied an objective rally point and has orders to conduct a raid on a rear area base.

STANDARD: Enemy forces were surprised. Assaulted enemy support base and accomplished assigned tasks. Specified equipment and supplies were destroyed. Decisive engagement was avoided. All personnel were withdrawn from the area within the prescribed time. The collected intelligence data satisfied the Priority Intelligence Requirements.

TASK: Disrupt Enemy Movement and Operations Using Tactical Nuclear Weapons (34-OPFOR-1002)

CONDITION: Orders have been received to use tactical nuclear weapons in the enemy's rear. Key locations have been identified.

STANDARD: Tactical nuclear missiles were delivered on target. Movement of equipment and supplies was disrupted or delayed to forward areas. Enemy equipment and supplies were destroyed. A high rate of nuclear casualties was inflicted among enemy troops.

TASK: Conduct Air Attacks (34-OPFOR-1006)

CONDITION: OPFOR elements in the rear area have forwarded the coordinates of enemy facilities/elements. OPFOR aircraft have been dispatched to attack enemy installations or convoys.

STANDARD: Support sites, command and control facilities, and/or convoys were located. Attack runs on designated targets were conducted. Enemy equipment, supplies, and vehicles were destroyed and enemy personnel were killed.

TASK: Disrupt Enemy Movement and Operations Using Persistent and Non-Persistent Chemical Weapons (34-OPFOR-1001)

CONDITION: Conventional artillery weapons or aircraft are available to deliver chemical weapons. Routes and key bases in the rear area have been selected.

STANDARD: Chemical agents were delivered into targeted areas. The movement of enemy supplies and equipment to forward areas was delayed by disrupting command and control systems. Enemy movement was successfully channeled into predesignated ambush areas. Enemy supplies and equipment were contaminated. A high rate of casualties were inflicted on enemy forces.

ELEMENTS: COMPANY HEADQUARTERS
 SVC PLT HQ
 CE/IEW MAINT SECTION
 COLL & JAM PLT HQ
 OPS SPT PLT HQ

TASK: Monitor Platoon Operational Status (34-3-0001)
 (FM 34-80)

ITERATION: 1 2 3 4 5 M (Circle)

COMMANDER/LEADER ASSESSMENT: T P U (Circle)

CONDITIONS: The MI platoon is either attached to a supported task force, or part of a task organized MI Company supporting a brigade combat team or divisional operations. Some iterations of this task should be performed in MOPP4.

TASK STANDARDS: Provided support in accordance with the commander's intent as expressed in the operations order. Platoon leaders ensured unit maintenance was adequate for platoon to perform mission successfully.

TASK STEPS AND PERFORMANCE MEASURES	GO	NO-GO
<p>* 1. Platoon leader ensures maximum support is being provided to combat maneuver battalions. NOTE: This is accomplished with assistance from the platoon sergeant even though some degree of operational control over platoon assets is lost because of attachment to maneuver elements.</p> <ul style="list-style-type: none"> a. Receive daily operational status reports from team leaders or through the supported command or S2. b. Maintain and monitor personnel and equipment status of teams. c. Monitor movement of teams when task organization changes are executed. <p>* 2. Squad leaders request maintenance assistance from the military intelligence battalion and ensure all assigned equipment is operational.</p> <ul style="list-style-type: none"> a. Request technical assistance when unit has a low material readiness rate or other nonstandard conditions exist. b. Request maintenance assistance from the maintenance platoon of the supported unit when on site repair exceeds teams capability. <p>* 3. Squad leaders coordinate with supported unit for maintenance support teams for on site repairs of vehicle and communications equipment.</p> <ul style="list-style-type: none"> a. Request maintenance assistance to identify and resolve maintenance-related difficulties. b. Contact the supported unit for replacement and supply of all class I through class X supplies. c. Coordinate with platoon leader/platoon sergeant for evacuation and replacement of equipment as required. 		

TASK PERFORMANCE / EVALUATION SUMMARY BLOCK							
ITERATION	1	2	3	4	5	M	TOTAL
TOTAL TASK STEPS EVALUATED							
TOTAL TASK STEPS "GO"							
TRAINING STATUS "GO"/"NO-GO"							

"*" indicates a leader task step.

SUPPORTING INDIVIDUAL TASKS

Task Number	Task Title	References
01-9001.17-0003	Build a Cohesive Unit or Organization	STP 21-II-MQS STP 21-I-MQS
01-9001.19-0002	Take Charge of a Company, Staff Section, or Equivalent Sized Organization	STP 21-II-MQS
01-9007.01-0250	Brief to Inform, Persuade, or Direct	STP 21-I-MQS STP 21-II-MQS
01-9017.02-0002	Conduct a Battle Analysis	STP 21-II-MQS STP 21-I-MQS
03-5105.00-0002	Direct Field Feeding Operations	STP 21-II-MQS STP 21-I-MQS
03-8310.00-9000	Supervise Unit Preventive Medicine and Field Sanitation Procedures	STP 21-II-MQS
03-9001.10-0004	Apply the Ethical Decision-Making Process as a Commander or Staff Officer	STP 21-I-MQS STP 21-II-MQS
03-9001.12-0003	Communicate Effectively as a Commander or Staff Officer	STP 21-I-MQS STP 21-II-MQS
03-9001.13-0001	Solve Problems Using the Military Problem Solving Process	STP 21-I-MQS STP 21-II-MQS
03-9001.14-0002	Motivate Subordinates to Accomplish Unit Missions	STP 21-I-MQS STP 21-II-MQS
03-9003.02-0001	Manage Accident Risk in Unit Operations	STP 21-I-MQS STP 21-II-MQS
04-3303.02-0014	Prepare Platoon or Company Combat Orders	STP 21-I-MQS STP 21-II-MQS
04-3303.02-0037	Navigate While Mounted	STP 21-I-MQS STP 21-II-MQS
04-5030.00-2013	Implement Mission-Oriented Protective Posture Based on Threat or Direction	STP 21-I-MQS STP 21-II-MQS
04-5030.00-2017	Prepare for Nuclear, Biological, or Chemical Attack	STP 21-I-MQS STP 21-II-MQS
071-332-5000(SL3)	Prepare an Operation Overlay	STP 21-I-MQS STP 21-24-SMCT
071-332-5021(SL3)	Prepare a Situation Map	STP 21-24-SMCT
101-92Y-0001(SL4)	Supervise Supply Activities	STP 21-24-SMCT
101-92Y-0002(SL3)	Plan Tactical Re-Supply Operations	STP 21-24-SMCT
101-CLT-0198(SL4)	Supervise Tactical Feeding Operation	STP 21-24-SMCT

SUPPORTING INDIVIDUAL TASKS

Task Number	Task Title	References
113-637-2001(SL1)	Communicate via a Tactical Radio	STP 21-1-SMCT
151-357-0001(SL4)	Supervise CSS Functions During Platoon Operations	STP 21-24-SMCT
181-105-2002(SL2)	Conduct Combat Operations According to the Law of War	STP 21-24-SMCT
301-371-1000(SL1)	REPORT INTELLIGENCE INFORMATION	STP 21-1-SMCT
301-371-1052(SL1)	PROTECT CLASSIFIED INFORMATION AND MATERIAL	STP 21-1-SMCT
441-091-3000(SL3)	Supervise the Implementation of Air Defense Measures	STP 21-24-SMCT
805C-PAD-2461(SL2)	Maintain Accountability of Personnel (Status Report)	STP 21-24-SMCT
805C-PAD-4595(SL4)	Supervise Cross-leveling of Personnel	STP 21-24-SMCT
850-001-2000(SL2)	Employ Accident Prevention Measures and Risk Mgt Process	STP 21-24-SMCT
850-001-3001(SL3)	Control Mission Safety Hazard	STP 21-24-SMCT
850-001-4001(SL4)	Integrate Risk Mgt Into Platoon	STP 21-24-SMCT
S1-9011.07-0001	Describe the Brigade Fight	STP 21-II-MQS
S3-9001.18-0002	Minimize Combat Stress	STP 21-I-MQS
S3-9060.00-1000	Conduct Small Unit Combat Operations According to the Law of War	STP 21-II-MQS
		STP 21-I-MQS

SUPPORTING COLLECTIVE TASKS: NONE**OPFOR TASKS AND STANDARDS**

TASK: Conduct Electronic Warfare (34-OPFOR-1012)

CONDITION: OPFOR employs collection and direction finding assets (ground and air), to monitor and locate enemy forces.

STANDARD: The positions of enemy command, intelligence, and logistics units were located. The locations of the positions were forwarded to OPFOR headquarters. Jamming signals were used against enemy radio receivers. Enemy radio nets were monitored and all information of intelligence value was reported to OPFOR HQ.

TASK: Disrupt Enemy Movement and Operations Using Tactical Nuclear Weapons (34-OPFOR-1002)

CONDITION: Orders have been received to use tactical nuclear weapons in the enemy's rear. Key locations have been identified.

STANDARD: Tactical nuclear missiles were delivered on target. Movement of equipment and supplies was disrupted or delayed to forward areas. Enemy equipment and supplies were destroyed. A high rate of nuclear casualties was inflicted among enemy troops.

ELEMENT: COLL & JAM PLT HQ

TASK: Execute Collection and Jamming (C&J) Platoon Operations (34-3-9000)
 (FM 34-40-7) (FM 34-13) (FM 34-3)
 (FM 34-40-3) (FM 34-40-9) (FM 34-8)
 (FM 34-80)

ITERATION: 1 2 3 4 5 M (Circle)

COMMANDER/LEADER ASSESSMENT: T P U (Circle)

CONDITIONS: Given a deployed collection and jamming platoon, as a part of the military intelligence company supporting a brigade or division in a theater of operations. Communications are established, as required, with the military intelligence battalion S3, analysis and control element, and Analytical Control Team for receiving mission taskings and reporting gathered intelligence. Some iterations of this task should be performed in MOPP4.

TASK STANDARDS: Successfully deployed assets and provided effective electronic support, electronic attack, and limited analysis and reporting of intelligence gathered as tasked by the ACE for the duration of the tactical mission and/or deployment. Reports are broadcast to the Division ACE and/or BDE ACT as appropriate.

TASK STEPS AND PERFORMANCE MEASURES	GO	NO-GO
* 1. Plan, coordinate, and supervise electronic support or electronic attack operations.		
2. Establish a tactical special compartmented information facility.		
3. Establish secure data and voice communications using the TSQ-175.		
4. Direct emplacement of Signal Intelligence and electronic attack teams.		
* 5. Platoon leader effects coordination with other friendly forces for intelligence and electronic warfare site selection and communication in the division or supported brigade area of operation.		
* 6. Supervise limited analysis of reported information.		
* 7. Monitor and report platoon operational status.		

TASK PERFORMANCE / EVALUATION SUMMARY BLOCK							
ITERATION	1	2	3	4	5	M	TOTAL
TOTAL TASK STEPS EVALUATED							
TOTAL TASK STEPS "GO"							
TRAINING STATUS "GO"/"NO-GO"							

"*" indicates a leader task step.

SUPPORTING INDIVIDUAL TASKS

Task Number	Task Title	References
01-9001.17-0003	Build a Cohesive Unit or Organization	STP 21-II-MQS STP 21-I-MQS

SUPPORTING INDIVIDUAL TASKS

Task Number	Task Title	References
01-9001.19-0002	Take Charge of a Company, Staff Section, or Equivalent Sized Organization	STP 21-II-MQS
01-9007.01-0250	Brief to Inform, Persuade, or Direct	STP 21-I-MQS STP 21-II-MQS
01-9017.02-0002	Conduct a Battle Analysis	STP 21-I-MQS STP 21-II-MQS
03-5105.00-0002	Direct Field Feeding Operations	STP 21-I-MQS STP 21-II-MQS
03-8310.00-9000	Supervise Unit Preventive Medicine and Field Sanitation Procedures	STP 21-I-MQS STP 21-II-MQS
03-9001.10-0004	Apply the Ethical Decision-Making Process as a Commander or Staff Officer	STP 21-I-MQS STP 21-II-MQS
03-9001.12-0003	Communicate Effectively as a Commander or Staff Officer	STP 21-I-MQS STP 21-II-MQS
03-9001.13-0001	Solve Problems Using the Military Problem Solving Process	STP 21-I-MQS STP 21-II-MQS
03-9001.14-0002	Motivate Subordinates to Accomplish Unit Missions	STP 21-I-MQS STP 21-II-MQS
03-9003.02-0001	Manage Accident Risk in Unit Operations	STP 21-I-MQS STP 21-II-MQS
04-3303.02-0014	Prepare Platoon or Company Combat Orders	STP 21-I-MQS STP 21-II-MQS
04-3303.02-0037	Navigate While Mounted	STP 21-I-MQS STP 21-II-MQS
04-5030.00-2013	Implement Mission-Oriented Protective Posture Based on Threat or Direction	STP 21-I-MQS STP 21-II-MQS
04-5030.00-2017	Prepare for Nuclear, Biological, or Chemical Attack	STP 21-I-MQS STP 21-II-MQS
071-332-5000(SL3)	Prepare an Operation Overlay	STP 21-I-MQS STP 21-24-SMCT
071-332-5021(SL3)	Prepare a Situation Map	STP 21-24-SMCT
101-92Y-0001(SL4)	Supervise Supply Activities	STP 21-24-SMCT
101-92Y-0002(SL3)	Plan Tactical Re-Supply Operations	STP 21-24-SMCT
101-CLT-0198(SL4)	Supervise Tactical Feeding Operation	STP 21-24-SMCT
113-637-2001(SL1)	Communicate via a Tactical Radio	STP 21-1-SMCT
151-357-0001(SL4)	Supervise CSS Functions During Platoon Operations	STP 21-24-SMCT
181-105-2002(SL2)	Conduct Combat Operations According to the Law of War	STP 21-24-SMCT
301-371-1000(SL1)	REPORT INTELLIGENCE INFORMATION	STP 21-1-SMCT
301-371-1052(SL1)	PROTECT CLASSIFIED INFORMATION AND MATERIAL	STP 21-1-SMCT
441-091-3000(SL3)	Supervise the Implementation of Air Defense Measures	STP 21-24-SMCT
805C-PAD-2461(SL2)	Maintain Accountability of Personnel (Status Report)	STP 21-24-SMCT

SUPPORTING INDIVIDUAL TASKS

Task Number	Task Title	References
805C-PAD-4595(SL4)	Supervise Cross-leveling of Personnel	STP 21-24-SMCT
850-001-2000(SL2)	Employ Accident Prevention Measures and Risk Mgt Process	STP 21-24-SMCT
850-001-3001(SL3)	Control Mission Safety Hazard	STP 21-24-SMCT
850-001-4001(SL4)	Integrate Risk Mgt Into Platoon	STP 21-24-SMCT
S1-9011.07-0001	Describe the Brigade Fight	STP 21-II-MQS STP 21-I-MQS
S3-9001.18-0002	Minimize Combat Stress	STP 21-II-MQS STP 21-I-MQS
S3-9060.00-1000	Conduct Small Unit Combat Operations According to the Law of War	STP 21-II-MQS STP 21-I-MQS

SUPPORTING COLLECTIVE TASKS: NONE

OPFOR TASKS AND STANDARDS

TASK: Conduct Electronic Warfare (34-OPFOR-1012)

CONDITION: OPFOR employs collection and direction finding assets (ground and air), to monitor and locate enemy forces.

STANDARD: The positions of enemy command, intelligence, and logistics units were located. The locations of the positions were forwarded to OPFOR headquarters. Jamming signals were used against enemy radio receivers. Enemy radio nets were monitored and all information of intelligence value was reported to OPFOR HQ.

TASK: Disrupt Enemy Movement and Operations Using Tactical Nuclear Weapons (34-OPFOR-1002)

CONDITION: Orders have been received to use tactical nuclear weapons in the enemy's rear. Key locations have been identified.

STANDARD: Tactical nuclear missiles were delivered on target. Movement of equipment and supplies was disrupted or delayed to forward areas. Enemy equipment and supplies were destroyed. A high rate of nuclear casualties was inflicted among enemy troops.

TASK: Conduct Air Attacks (34-OPFOR-1006)

CONDITION: OPFOR elements in the rear area have forwarded the coordinates of enemy facilities/elements. OPFOR aircraft have been dispatched to attack enemy installations or convoys.

STANDARD: Support sites, command and control facilities, and/or convoys were located. Attack runs on designated targets were conducted. Enemy equipment, supplies, and vehicles were destroyed and enemy personnel were killed.

TASK: Disrupt Enemy Movement and Operations Using Persistent and Non-Persistent Chemical Weapons (34-OPFOR-1001)

CONDITION: Conventional artillery weapons or aircraft are available to deliver chemical weapons. Routes and key bases in the rear area have been selected.

STANDARD: Chemical agents were delivered into targeted areas. The movement of enemy supplies and equipment to forward areas was delayed by disrupting command and control systems. Enemy movement was successfully channeled into predesignated ambush areas. Enemy supplies and equipment were contaminated. A high rate of casualties were inflicted on enemy forces.

TASK: Conduct Aerial Reconnaissance (34-OPFOR-1007)

CONDITION: OPFOR HQ requires intelligence on the location and identification of enemy elements. Aircraft is dispatched to take photographs and conduct a visual inspection of enemy area.

STANDARD: Located and photographed enemy positions in assigned sectors, to include: support and storage bases and command and control facilities. Visual checks were conducted when possible. The enemy was not engaged. Priority Intelligence Requests and other Information Requirements were reported to OPFOR HQ.

TASK: Conduct Raid (34-OPFOR-1009)

CONDITION: OPFOR element has occupied an objective rally point and has orders to conduct a raid on a rear area base.

STANDARD: Enemy forces were surprised. Assaulted enemy support base and accomplished assigned tasks. Specified equipment and supplies were destroyed. Decisive engagement was avoided. All personnel were withdrawn from the area within the prescribed time. The collected intelligence data satisfied the Priority Intelligence Requirements.

ELEMENT: GSR SQUAD

TASK: Prepare Sensors Anti-Intrusion DT-561/GSQ, DT-562/GSQ, and DT-565/GSQ for Operation (34-4-0005)

(REMBASS)

(STP 34-96R14-SM-TG)

(TM 11-6350-220-12)

ITERATION: 1 2 3 4 5 M (Circle)

COMMANDER/LEADER ASSESSMENT: T P U (Circle)

CONDITIONS: The remotely monitored battlefield sensor system team has received an operations order requiring the use of all types of sensors. The remotely monitored battlefield sensor system team must prepare and test the sensors using predetermined channels and identification codes. Some iterations of this task should be performed in MOPP4.

TASK STANDARDS: Prepared and tested the DT-561/GSQ, DT-562/GSQ, and DT-565/GSQ sensors for a ground surveillance mission.

TASK STEPS AND PERFORMANCE MEASURES	GO	NO-GO
<p>* 1. Refer to the preliminary sketch map to determine the following:</p> <ul style="list-style-type: none"> a. Channels; b. Identification (ID) codes; c. Type of sensor needed; d. Number of sensors needed. <p>2. Perform pre-mission procedures.</p> <ul style="list-style-type: none"> a. Ensure all sensor components are complete. b. Test the portable monitoring set. <p>3. Connect the cable to the code programmer.</p> <ul style="list-style-type: none"> a. Ensure battery is installed. b. Ensure code programmer is off. c. Ensure the sensor is off. d. Connect the cable to the sensor. <p>4. Program the sensor.</p> <ul style="list-style-type: none"> a. Turn code programmer on (BIT GO will be displayed). b. Push function (FUNC) button until battery condition (BTY COND) is displayed. <p>NOTE: If you have installed new batteries in the sensor, the batteries must be conditioned by pushing the enter (ENT) button. The display will count off 35 seconds and BTY GO should be displayed. If BTY NO-GO appears, repeat the procedures. If BTY NO-GO still appears, replace the battery. If second battery fails, notify organizational maintenance.</p> <ul style="list-style-type: none"> c. Push the FUNC button until the appropriate sensor appears (HES seismic acoustic, infrared passive, or magnetic). d. Push ENT for the type of sensor (transmitter (XMTR) will be displayed). e. Enter the three-digit transmit channel (ID 1 will be displayed). <p>NOTE: The magnetic and infrared passive sensors use two ID codes. The first ID is the left and the second ID is the right. The seismic acoustic sensor uses only one ID code.</p> <ul style="list-style-type: none"> f. Enter the 2 digit (left), ID code (01 through 63). <p>NOTE: If using seismic acoustic sensor, do steps "g" and "h", then proceed to step "k". If using magnetic or infrared passive, perform all of the listed steps.</p> <ul style="list-style-type: none"> g. Push ENT button (GAIN-HI will be displayed). 		

TASK STEPS AND PERFORMANCE MEASURES	GO	NO-GO
<p>h. Push STEP button until desired gain appears (GAIN-HI, GAIN-MED, or GAIN-LO will appear).</p> <p>i. Push ENT key (ID 2 will be displayed).</p> <p>j. Enter the 2-digit (right), ID code (01 through 63).</p> <p>k. Push ENT button (BTY LIFE will be displayed).</p> <p>l. Push the STEP button until the desired battery operating life appears (7.5 days, 15 days, 30 days or, end of life (EOL) will be displayed).</p> <p>m. Push the ENT button after the correct selection for BTY LIFE is displayed (MODE-ARM will be displayed).</p> <p>n. Push STEP button until desired mode, ARM or test (TST) is displayed.</p> <p>o. Push ENT button after the correct mode appears (LOAD? will be displayed).</p> <p>p. Push LOAD (LD) button (LD GO should be displayed). The sensor has accepted all programming and is loaded.</p> <p>NOTE: If LD NO-GO appears in step "p", repeat programming procedures. IF LD NO-GO appears the second time, notify organizational maintenance.</p> <p>q. Turn code programmer OFF.</p> <p>r. Disconnect code programmer cable from sensor.</p> <p>s. Install transducer and antenna on the sensor.</p> <p>5. Test the sensors.</p> <p>a. Turn portable monitoring set to ON.</p> <p>b. Select the same channel on the portable monitoring set, as the transmit channel for the sensor.</p> <p>c. Turn the sensor switch to ON.</p> <p>d. Stimulate the sensor's transducer while observing the portable monitoring set.</p> <p>NOTE: After about five seconds the portable monitoring set should display the ID codes for the appropriate sensor. If the portable monitoring set does not display the ID code of the sensor, check the connections of the antennas and transducers on the sensor. If no display appears the second time, reprogram the sensor. If still no display, turn the sensor into organizational maintenance.</p> <p>e. Turn sensor and portable monitoring set OFF.</p> <p>f. Disconnect antenna and transducer from the sensor and stow in the accessory bag.</p>		

TASK PERFORMANCE / EVALUATION SUMMARY BLOCK							
ITERATION	1	2	3	4	5	M	TOTAL
TOTAL TASK STEPS EVALUATED							
TOTAL TASK STEPS "GO"							
TRAINING STATUS "GO"/"NO-GO"							

“*” indicates a leader task step.

SUPPORTING INDIVIDUAL TASKS

Task Number	Task Title	References
301-341-1704	REPLACE BATTERY BA 5598	STP 34-96R14-SM-TG STP 34-96R14-SM-TG-PROPOS

SUPPORTING COLLECTIVE TASKS: NONE

OPFOR TASKS AND STANDARDS

TASK: Disrupt Enemy Movement and Operations Using Tactical Nuclear Weapons (34-OPFOR-1002)

CONDITION: Orders have been received to use tactical nuclear weapons in the enemy's rear. Key locations have been identified.

STANDARD: Tactical nuclear missiles were delivered on target. Movement of equipment and supplies was disrupted or delayed to forward areas. Enemy equipment and supplies were destroyed. A high rate of nuclear casualties was inflicted among enemy troops.

TASK: Conduct Air Attacks (34-OPFOR-1006)

CONDITION: OPFOR elements in the rear area have forwarded the coordinates of enemy facilities/elements. OPFOR aircraft have been dispatched to attack enemy installations or convoys.

STANDARD: Support sites, command and control facilities, and/or convoys were located. Attack runs on designated targets were conducted. Enemy equipment, supplies, and vehicles were destroyed and enemy personnel were killed.

TASK: Conduct Hasty Ambush (34-OPFOR-1003)

CONDITION: OPFOR element is moving in a concealed area when an enemy element is reported moving along an adjacent route.

STANDARD: The ambush site was prepared before the arrival of enemy element. The enemy force was surprised and casualties were inflicted within the designated kill zone. Delayed enemy march element from reaching its specified destination. Withdrew, on order, within two minutes of ambush initiation. Reported results of mission to headquarters.

TASK: Conduct Deliberate Ambush (34-OPFOR-1004)

CONDITION: OPFOR element is operating along an enemy major supply route. Intelligence has reported an enemy convoy approaching the element. Headquarters has ordered complete destruction of the march element. The march element is approximately fifteen minutes from the ambush point. OPFOR element possesses automatic weapons, anti-armor weapons, and command detonated mines.

STANDARD: Prepared ambush site before arrival of enemy convoy. Surprised enemy forces. Forced enemy march element to halt in kill zone. Killed, wounded, or captured enemy personnel and destroyed all vehicles and equipment. Consolidated and withdrew from the area on order. Results of the mission were reported to headquarters.

TASK: Conduct Raid (34-OPFOR-1009)

CONDITION: OPFOR element has occupied an objective rally point and has orders to conduct a raid on a rear area base.

STANDARD: Enemy forces were surprised. Assaulted enemy support base and accomplished assigned tasks. Specified equipment and supplies were destroyed. Decisive engagement was avoided. All personnel were withdrawn from the area within the prescribed time. The collected intelligence data satisfied the Priority Intelligence Requirements.

ELEMENT: GSR SQUAD

TASK: Employ the Anti-Intrusion DT-561/GSQ, DT-562/GSQ, and DT-565/GSQ Sensors (34-4-0006)
(REMBASS) (STP 34-96R14-SM-TG)

ITERATION: 1 2 3 4 5 M (Circle)

COMMANDER/LEADER ASSESSMENT: T P U (Circle)

CONDITIONS: The remotely monitored battlefield sensor system team has preprogrammed all required sensors for the surveillance mission. The team has arrived at the designated area to implant the equipment. Certain soil or other environmental conditions may preclude effective use of the sensors or cause the enemy to easily locate sensor positions, requiring leaders to use alternative means of employment. Some iterations of this task should be performed in MOPP4.

TASK STANDARDS: Implanted, tested, and camouflaged anti-intrusion DT-561/GSQ, DT-562/GSQ, and DT-565/GSQ sensors.

TASK STEPS AND PERFORMANCE MEASURES	GO	NO-GO
<p>1. Prepare sensors for use.</p> <ul style="list-style-type: none"> a. Connect the transducer cable to sensors. b. Connect the whip antenna and antenna base to the sensor. Use no more than two antenna cables, if remoting the antenna system. <p>NOTE: To extend the transmission range, use the radials with the whip antenna, elevating the antenna as high as possible (for example, up a tree or pole).</p> <ul style="list-style-type: none"> c. Dig holes for sensors, if necessary. <p>NOTE: If the transducer cable must be extended to the target area, dig a trench and another hole to place the cable and transducer in. Place the sensor in the hole.</p> <p>2. Perform sensor operational checks.</p> <ul style="list-style-type: none"> a. Turn the portable monitoring set to TEST. Verify the correct display, then turn the portable monitoring set to ON. b. Set the frequency select switches to the sensor channel. c. Turn the sensor switch to ON, stimulate the sensor's transducer, and observe the portable monitoring set. d. Verify the correct display on the portable monitoring set. <p>NOTE: If the portable monitoring set display is not activated, reprogram the sensor. If still no activations on the portable monitoring set, replace the battery and reprogram the sensor. If still no display, replace with another sensor and turn the inoperative sensor into maintenance upon completion of the mission.</p> <p>3. Bury sensor case and ensure the following:</p> <p>NOTE: Once sensors have been turned on, if the sensors are programmed in the ARM mode, the following must be completed in five minutes or less to prevent the sensor's anti-tampering device from activating.</p> <ul style="list-style-type: none"> a. DT-561/GSQ (MAG) - The transducer should be buried near the road or expected path of travel with the arrow perpendicular to the avenue of approach. Avoid placing any equipment directly in the travel lane. Bury the sensor case, transducer, and cable ensuring the wire whip antenna and microphone are completely exposed above the surface of the ground. Pack the soil tightly around the equipment to prevent movement. 		

TASK STEPS AND PERFORMANCE MEASURES	GO	NO-GO
b. DT-562/GSQ (S/A) - The transducer should be buried six to 12 inches deep near the road or expected path of travel. Bury the sensor case, transducer, and cable ensuring the wire whip antenna and microphone are completely exposed above the surface of the ground. Pack the soil tightly around the equipment to prevent movement. c. DT-565/GSQ (IP) - The transducer should be completely exposed above the surface. Ensure the transducer has line of sight to the target area. Use the screw mount to attach the transducer to a fence post, tree trunk, or other stationary object. If you cannot find a natural stationary object, use the tripod. Aim the transducer at a point below the horizon with a stable background. Avoid aiming the transducer into reflective objects (for example, windows or puddles). Bury the sensor case and transducer cable ensuring the wire whip antenna and microphone are completely exposed above the surface of the ground. Pack the soil tightly around the equipment to prevent movement. d. Conceal implant areas using available camouflage. e. Remove all footprints. f. Annotate sensor locations, identification, and channel sketch map.		

TASK PERFORMANCE / EVALUATION SUMMARY BLOCK							
ITERATION	1	2	3	4	5	M	TOTAL
TOTAL TASK STEPS EVALUATED							
TOTAL TASK STEPS "GO"							
TRAINING STATUS "GO"/"NO-GO"							

"*" indicates a leader task step.

SUPPORTING INDIVIDUAL TASKS

Task Number	Task Title	References
052-191-1362(SL1)	CAMOUFLAGE EQUIPMENT	STP 21-1-SMCT
071-326-0503(SL1)	Move Over, Through, or Around Obstacles (Except Minefields)	STP 21-1-SMCT
071-326-0510(SL1)	React to Indirect Fire While Dismounted	STP 21-1-SMCT
071-326-0511(SL1)	React to Flares	STP 21-1-SMCT
071-326-3002(SL1)	React to Indirect Fire While Mounted	STP 21-1-SMCT
071-329-1006(SL1)	Navigate from One Point on the Ground to Another Point While Dismounted	STP 21-1-SMCT
071-329-1019(SL2)	Use a Map Overlay	STP 21-24-SMCT
071-329-1030(SL1)	Navigate from One Point on the Ground to Another Point While Mounted	STP 21-1-SMCT
071-331-0815(SL1)	Practice Noise, Light, and Litter Discipline	STP 21-1-SMCT
071-410-0002(SL1)	React to Direct Fire While Mounted	STP 21-1-SMCT
101-92Y-0006(SL2)	Inspect equipment for accountability, cleanliness, and serviceability	STP 21-24-SMCT
113-637-2001(SL1)	Communicate via a Tactical Radio	STP 21-1-SMCT
181-105-2002(SL2)	Conduct Combat Operations According to the Law of War	STP 21-24-SMCT
441-091-2000(SL2)	Defend Against Air Attack (Active)	STP 21-24-SMCT
850-001-2000(SL2)	Employ Accident Prevention Measures and Risk Mgt Process	STP 21-24-SMCT
850-001-3001(SL3)	Control Mission Safety Hazard	STP 21-24-SMCT

SUPPORTING COLLECTIVE TASKS: NONE**OPFOR TASKS AND STANDARDS**

TASK: Disrupt Enemy Movement and Operations Using Tactical Nuclear Weapons (34-OPFOR-1002)

CONDITION: Orders have been received to use tactical nuclear weapons in the enemy's rear. Key locations have been identified.

STANDARD: Tactical nuclear missiles were delivered on target. Movement of equipment and supplies was disrupted or delayed to forward areas. Enemy equipment and supplies were destroyed. A high rate of nuclear casualties was inflicted among enemy troops.

TASK: Conduct Air Attacks (34-OPFOR-1006)

CONDITION: OPFOR elements in the rear area have forwarded the coordinates of enemy facilities/elements. OPFOR aircraft have been dispatched to attack enemy installations or convoys.

STANDARD: Support sites, command and control facilities, and/or convoys were located. Attack runs on designated targets were conducted. Enemy equipment, supplies, and vehicles were destroyed and enemy personnel were killed.

TASK: Conduct Hasty Ambush (34-OPFOR-1003)

CONDITION: OPFOR element is moving in a concealed area when an enemy element is reported moving along an adjacent route.

STANDARD: The ambush site was prepared before the arrival of enemy element. The enemy force was surprised and casualties were inflicted within the designated kill zone. Delayed enemy march element from reaching its specified destination. Withdrew, on order, within two minutes of ambush initiation. Reported results of mission to headquarters.

TASK: Conduct Deliberate Ambush (34-OPFOR-1004)

CONDITION: OPFOR element is operating along an enemy major supply route. Intelligence has reported an enemy convoy approaching the element. Headquarters has ordered complete destruction of the march element. The march element is approximately fifteen minutes from the ambush point. OPFOR element possesses automatic weapons, anti-armor weapons, and command detonated mines.

STANDARD: Prepared ambush site before arrival of enemy convoy. Surprised enemy forces. Forced enemy march element to halt in kill zone. Killed, wounded, or captured enemy personnel and destroyed all vehicles and equipment. Consolidated and withdrew from the area on order. Results of the mission were reported to headquarters.

TASK: Conduct Raid (34-OPFOR-1009)

CONDITION: OPFOR element has occupied an objective rally point and has orders to conduct a raid on a rear area base.

STANDARD: Enemy forces were surprised. Assaulted enemy support base and accomplished assigned tasks. Specified equipment and supplies were destroyed. Decisive engagement was avoided. All personnel were withdrawn from the area within the prescribed time. The collected intelligence data satisfied the Priority Intelligence Requirements.

ELEMENT: GSR SQUAD

TASK: Employ Remotely Monitored Battlefield Sensor System (REMBASS) (34-4-0007)
 (REMBASS) (FM 34-10-1) (FM 34-80)

ITERATION: 1 2 3 4 5 M (Circle)

COMMANDER/LEADER ASSESSMENT: T P U (Circle)

CONDITIONS: The remotely monitored battlefield sensor system team has received a mission from the supported maneuver unit commander or S2. Certain soil or other environmental conditions may preclude the effective use of sensors or cause the enemy to easily locate sensor locations, requiring leaders to use alternative means of employment. Some iterations of this task should be performed in MOPP4.

TASK STANDARDS: The remotely monitored battlefield sensor system team employed and monitored remotely monitored battlefield sensor system in the supported unit's area of operation.

TASK STEPS AND PERFORMANCE MEASURES	GO	NO-GO
<ul style="list-style-type: none"> * 1. Coordinate with the supported unit commander or S2. <ul style="list-style-type: none"> a. Become familiar with the mission. b. Become familiar with the friendly and enemy situation. * 2. Coordinate for the following: <ul style="list-style-type: none"> a. Maps, photographs, and overlays of the area of interest; b. Expected targets by type; c. Required reports to submit; d. Reporting procedures; e. Communications; f. Security; g. Class I through IX supplies; h. Available maintenance support; i. Sensor implant site; j. Monitoring of the site; k. Implant mission security; l. Surveillance areas; m. Operational periods and schedule. 3. Review the mission plan. <ul style="list-style-type: none"> a. Select assets (personnel and equipment) to employ. b. Ensure all equipment is complete and operational. c. Ensure all monitors, sensors, and repeaters are programmed prior to departure. d. Ensure all sensors and repeaters are programmed with proper identification codes and channels. 4. Prepare a preliminary sensor sketch map. <ul style="list-style-type: none"> a. Record general terrain information. b. Record grid coordinates for each piece of equipment. c. Record specific terrain information. d. Record implant information. e. Record distance between sensors. 5. Prepare a terrain profile to determine if the string or target area can be monitored. <ul style="list-style-type: none"> a. Determine if line of sight exists from the site to the target area. 		

TASK STEPS AND PERFORMANCE MEASURES	GO	NO-GO
<ul style="list-style-type: none"> b. Determine potential direct fire weapon positions. c. Determine potential locations for defensive positions. d. Select the highest points between the start point and the end point as a monitor site or repeater's location to establish radio line of site. e. Determine the distance capabilities (up to 15 km, ground to ground) to determine the repeater's location or the number of repeaters needed. <p>6. Navigate to a specific location.</p> <ul style="list-style-type: none"> a. Secure implant area. b. Ensure equipment is correctly implanted. c. Camouflage equipment. d. Ensure equipment is operational after implant is completed. <p>* 7. Update the preliminary sensor sketch map.</p> <ul style="list-style-type: none"> a. Annotate the eight-digit grid coordinates of the first, middle, and last sensor in the string or field. b. Annotate the distance in meters between sensors. c. Record azimuths to or from sensor or repeater locations. d. Record any significant features that could help in the recovery of the sensor string, sensor field, or repeaters. e. Determine and annotate the detection range of the sensors if time and conditions permit. f. Record any information of importance, such as poor road conditions that could cause abnormal rates of speed. g. Use proper symbology for the remotely monitored battlefield sensor system equipment. h. Use proper marginal information. <p>8. Navigate to monitor site.</p> <ul style="list-style-type: none"> a. Ensure monitor is properly programmed. b. Ensure overlays are completed and given to S2. <p>* 9. Prepare the sensor operation data record.</p> <ul style="list-style-type: none"> a. Record the string field. b. Record the identification codes of the sensors or repeaters. c. Record the sensor monitoring set channel. d. Record the sensors or repeaters pen number on the sensor monitoring set. e. Record the sensors or repeaters transmitting channel. f. Record the detection range of the seismic acoustic sensors. g. Record the type of sensor (seismic acoustic, infrared passive, or magnetic). h. Record the eight-digit grid coordinate of the first, middle, and last sensor in the field. i. Record the implant date. j. Record the programmed life of battery (7.5 days, 15 days, 30 days, or End-of-Life (EOL)). k. Record any adverse conditions that can assist the operator or S2 during sensor data analysis (muddy roads, snow, ice, frozen rut, or rugged terrain). <p>10. Analyze sensor data.</p> <ul style="list-style-type: none"> a. Determine type of target. b. Determine the number of targets by using the appropriate count indicator sensor and counting the activations (magnetic for vehicles, infrared passive for personnel). c. Determine direction of travel. d. Determine the distance in meters from two-count indicator sensors in the string by using the sketch map. 		

TASK STEPS AND PERFORMANCE MEASURES	GO	NO-GO
<p>e. Determine time measure. NOTE: To determine time, measure with a ruler from the first activation of the first-count sensor indicator to the first activation of the second-count sensor indicator to the closest 1/32 of an inch. Convert this measurement to minutes using the chart on the sensor monitoring set. The answer is time.</p> <p>f. Determine rate of speed by dividing distance by time. The answer gives you rate of speed in meters per minute.</p> <p>g. Determine total time count indicator. NOTE: This is done by measuring with a ruler from the first activation to the last activation of the appropriate count indicator sensor to the closest 1/32 of an inch. Convert this measurement to minutes using the chart of the sensor monitoring set.</p> <p>h. Determine the length of column by multiplying total time count indicator by rate of speed. This is the length of column in meters.</p> <p>11. Report all targets using the sensor activation spot report and supported unit communication procedures.</p> <p>a. Record the direction of the target's movement.</p> <p>b. Record the rate of speed of the target.</p> <p>c. Record the length of column of the target.</p> <p>d. Record the type of target.</p> <p>e. Record the number of targets.</p> <p>f. Record the last time observed and last known location of the target.</p> <p>g. Identify the sensor field or string monitored.</p> <p>h. Record other pertinent information in the remarks section.</p> <p>i. Identify the operator and unit.</p>		

TASK PERFORMANCE / EVALUATION SUMMARY BLOCK							
ITERATION	1	2	3	4	5	M	TOTAL
TOTAL TASK STEPS EVALUATED							
TOTAL TASK STEPS "GO"							
TRAINING STATUS "GO"/"NO-GO"							

"*" indicates a leader task step.

SUPPORTING INDIVIDUAL TASKS

Task Number	Task Title	References
031-503-3008(SL2)	IMPLEMENT MISSION-ORIENTED PROTECTIVE POSTURE	STP 21-24-SMCT
052-191-1361(SL1)	CAMOUFLAGE YOURSELF AND YOUR INDIVIDUAL EQUIPMENT	STP 21-1-SMCT
052-191-1362(SL1)	CAMOUFLAGE EQUIPMENT	STP 21-1-SMCT
061-283-6003(SL2)	ADJUST INDIRECT FIRE	STP 21-24-SMCT
071-326-0502(SL1)	Move Under Direct Fire	STP 21-1-SMCT
071-326-0503(SL1)	Move Over, Through, or Around Obstacles (Except Minefields)	STP 21-1-SMCT
071-326-0510(SL1)	React to Indirect Fire While Dismounted	STP 21-1-SMCT
071-326-0511(SL1)	React to Flares	STP 21-1-SMCT
071-326-0513(SL1)	Select Temporary Fighting Positions	STP 21-1-SMCT
071-326-3002(SL1)	React to Indirect Fire While Mounted	STP 21-1-SMCT
071-326-5502(SL2)	Issue a Fragmentary Order	STP 21-24-SMCT
071-326-5505(SL2)	Issue an Oral Operation Order	STP 21-24-SMCT

SUPPORTING INDIVIDUAL TASKS

Task Number	Task Title	References
071-326-5705(SL2)	Establish an Observation Post	STP 21-24-SMCT
071-326-5805(SL3)	Conduct a Route Reconnaissance Mission	STP 21-24-SMCT
071-329-1006(SL1)	Navigate from One Point on the Ground to Another Point While Dismounted	STP 21-1-SMCT
071-329-1019(SL2)	Use a Map Overlay	STP 21-24-SMCT
071-329-1030(SL1)	Navigate from One Point on the Ground to Another Point While Mounted	STP 21-1-SMCT
071-331-0815(SL1)	Practice Noise, Light, and Litter Discipline	STP 21-1-SMCT
071-332-5021(SL3)	Prepare a Situation Map	STP 21-24-SMCT
071-410-0002(SL1)	React to Direct Fire While Mounted	STP 21-1-SMCT
071-430-0002(SL2)	Conduct a Defense by a Squad	STP 21-24-SMCT
071-430-0003(SL3)	Consolidate a Squad Following Enemy Contact While in the Defense	STP 21-24-SMCT
071-430-0004(SL3)	Reorganize a Squad Following Enemy Contact While in the Defense	STP 21-24-SMCT
071-710-0006(SL1)	Plan Use of Night Vision Devices	STP 21-1-SMCT
091-CLT-4029(SL2)	Supervise Preventive Maintenance Checks and Services (PMCS)	STP 21-24-SMCT
101-92Y-0006(SL2)	Inspect equipment for accountability, cleanliness, and serviceability	STP 21-24-SMCT
113-637-2001(SL1)	Communicate via a Tactical Radio	STP 21-1-SMCT
181-105-2002(SL2)	Conduct Combat Operations According to the Law of War	STP 21-24-SMCT
301-341-1801	PREPARE A SENSOR ACTIVATION SPOT REPORT	STP 34-96R14-SM-TG
301-341-1802	PREPARE SENSOR OPERATOR DATA RECORD (SODR)	STP 34-96R14-SM-TG-PROPOS
301-341-1803	PREPARE A SENSOR SKETCH MAP	STP 34-96R14-SM-TG-PROPOS
301-341-2342	PREPARE A TERRAIN PROFILE FOR A GROUND SURVEILLANCE MISSION	STP 34-96R14-SM-TG-PROPOS
301-371-1000(SL1)	REPORT INTELLIGENCE INFORMATION	STP 21-1-SMCT
301-371-1052(SL1)	PROTECT CLASSIFIED INFORMATION AND MATERIAL	STP 21-1-SMCT
441-091-2000(SL2)	Defend Against Air Attack (Active)	STP 21-24-SMCT
850-001-2000(SL2)	Employ Accident Prevention Measures and Risk Mgt Process	STP 21-24-SMCT

SUPPORTING COLLECTIVE TASKS: NONE

OPFOR TASKS AND STANDARDS

TASK: Disrupt Enemy Movement and Operations Using Tactical Nuclear Weapons (34-OPFOR-1002)

CONDITION: Orders have been received to use tactical nuclear weapons in the enemy's rear. Key locations have been identified.

STANDARD: Tactical nuclear missiles were delivered on target. Movement of equipment and supplies was disrupted or delayed to forward areas. Enemy equipment and supplies were destroyed. A high rate of nuclear casualties was inflicted among enemy troops.

TASK: Conduct Air Attacks (34-OPFOR-1006)

CONDITION: OPFOR elements in the rear area have forwarded the coordinates of enemy facilities/elements. OPFOR aircraft have been dispatched to attack enemy installations or convoys.

STANDARD: Support sites, command and control facilities, and/or convoys were located. Attack runs on designated targets were conducted. Enemy equipment, supplies, and vehicles were destroyed and enemy personnel were killed.

TASK: Conduct Hasty Ambush (34-OPFOR-1003)

CONDITION: OPFOR element is moving in a concealed area when an enemy element is reported moving along an adjacent route.

STANDARD: The ambush site was prepared before the arrival of enemy element. The enemy force was surprised and casualties were inflicted within the designated kill zone. Delayed enemy march element from reaching its specified destination. Withdrew, on order, within two minutes of ambush initiation. Reported results of mission to headquarters.

TASK: Conduct Deliberate Ambush (34-OPFOR-1004)

CONDITION: OPFOR element is operating along an enemy major supply route. Intelligence has reported an enemy convoy approaching the element. Headquarters has ordered complete destruction of the march element. The march element is approximately fifteen minutes from the ambush point. OPFOR element possesses automatic weapons, anti-armor weapons, and command detonated mines.

STANDARD: Prepared ambush site before arrival of enemy convoy. Surprised enemy forces. Forced enemy march element to halt in kill zone. Killed, wounded, or captured enemy personnel and destroyed all vehicles and equipment. Consolidated and withdrew from the area on order. Results of the mission were reported to headquarters.

TASK: Conduct Raid (34-OPFOR-1009)

CONDITION: OPFOR element has occupied an objective rally point and has orders to conduct a raid on a rear area base.

STANDARD: Enemy forces were surprised. Assaulted enemy support base and accomplished assigned tasks. Specified equipment and supplies were destroyed. Decisive engagement was avoided. All personnel were withdrawn from the area within the prescribed time. The collected intelligence data satisfied the Priority Intelligence Requirements.

ELEMENT: GSR SQUAD

TASK: Emplace Antenna Group OE-239 (34-4-0008)
 (FM 34-10-1) (STP 34-96R14-SM-TG) (TM 11-5820-867-12)

ITERATION: 1 2 3 4 5 M (Circle)

COMMANDER/LEADER ASSESSMENT: T P U (Circle)

CONDITIONS: The remotely monitored battlefield sensor system team has completed programming all sensors, repeaters, and the sensor monitoring set in accordance with the mission plan. Some iterations of this task should be performed in MOPP4.

TASK STANDARDS: Prepared, emplaced, and displaced the OE-239 antenna group in accordance with the monitoring site and mission plan.

TASK STEPS AND PERFORMANCE MEASURES	GO	NO-GO
<p>1. Assemble the antenna group on the ground.</p> <ul style="list-style-type: none"> a. Install battery in the antenna coupler. b. Connect the radio frequency amplifier to the antenna connector. c. Place antenna bracket on mast. d. Connect the 200-foot coaxial cable to the radio frequency amplifier. e. Slide antenna into the antenna bracket. f. Loop the 200-foot coaxial cable through the eye of keeper. <p>2. Assemble antenna mast.</p> <p>NOTE: Be sure to raise the mast and antenna only in areas free of electrical power lines.</p> <ul style="list-style-type: none"> a. Locate suitable site; optimum conditions for selecting site are fairly level ground and a clear area of at least 50 ft x 50 ft. b. Drive mast base assembly through plate. c. Anchor plate with stake. d. Install five lower mast sections on the mast base. e. Install five upper mast sections. f. Attach radio frequency amplifier, antenna, and 200 foot coaxial cable assembly to top of mast. g. Place four stakes 25 feet from base assembly. h. Attach free ends of guy assemblies to appropriate stakes. i. Attach remaining guy assemblies at full loose adjustment and begin raising mast by walking it up, top to bottom. j. Drive grounding rod into ground and attach braided grounding cable from grounding rod to sensor monitoring set. k. Connect free end of 200-foot coaxial cable to antenna coupler. l. Attach 20-foot cable from coupler to the sensor monitoring set. <p>3. Displace antenna group.</p> <ul style="list-style-type: none"> a. Ensure antenna coupler power switch is OFF. b. Disconnect coaxial cable from antenna coupler and sensor monitoring set. c. Disconnect ground cable and remove grounding rod. d. Install protective caps on all antenna coupler connections. e. Lower antenna group mast by detaching left and right guy assemblies; then with the two remaining guy assemblies, lower mast by walking it down, bottom to top. f. Remove 200-foot coaxial cable. g. Remove antenna and radio frequency amplifier from bracket. 		

TASK STEPS AND PERFORMANCE MEASURES	GO	NO-GO
h. Disconnect 200-foot coaxial cable from radio frequency amplifier. i. Disconnect radio frequency amplifier from antenna. j. Disassemble mast and pack in transit bag.		

TASK PERFORMANCE / EVALUATION SUMMARY BLOCK							
ITERATION	1	2	3	4	5	M	TOTAL
TOTAL TASK STEPS EVALUATED							
TOTAL TASK STEPS "GO"							
TRAINING STATUS "GO"/"NO-GO"							

"*" indicates a leader task step.

SUPPORTING INDIVIDUAL TASKS

Task Number	Task Title	References
301-341-1836	EMPLOY ANTENNA GROUP OE-239	STP 34-96R14-SM-TG STP 34-96R14-SM-TG- PROPOS
850-001-2000(SL2)	Employ Accident Prevention Measures and Risk Mgt Process	STP 21-24-SMCT
850-001-3001(SL3)	Control Mission Safety Hazard	STP 21-24-SMCT

SUPPORTING COLLECTIVE TASKS: NONE

OPFOR TASKS AND STANDARDS

TASK: Disrupt Enemy Movement and Operations Using Persistent and Non-Persistent Chemical Weapons (34-OPFOR-1001)

CONDITION: Conventional artillery weapons or aircraft are available to deliver chemical weapons. Routes and key bases in the rear area have been selected.

STANDARD: Chemical agents were delivered into targeted areas. The movement of enemy supplies and equipment to forward areas was delayed by disrupting command and control systems. Enemy movement was successfully channeled into predesignated ambush areas. Enemy supplies and equipment were contaminated. A high rate of casualties were inflicted on enemy forces.

TASK: Conduct Air Attacks (34-OPFOR-1006)

CONDITION: OPFOR elements in the rear area have forwarded the coordinates of enemy facilities/elements. OPFOR aircraft have been dispatched to attack enemy installations or convoys.

STANDARD: Support sites, command and control facilities, and/or convoys were located. Attack runs on designated targets were conducted. Enemy equipment, supplies, and vehicles were destroyed and enemy personnel were killed.

TASK: Conduct Aerial Reconnaissance (34-OPFOR-1007)

CONDITION: OPFOR HQ requires intelligence on the location and identification of enemy elements. Aircraft is dispatched to take photographs and conduct a visual inspection of enemy area.

STANDARD: Located and photographed enemy positions in assigned sectors, to include: support and storage bases and command and control facilities. Visual checks were conducted when possible. The enemy was not engaged. Priority Intelligence Requests and other Information Requirements were reported to OPFOR HQ.

TASK: Conduct Hasty Ambush (34-OPFOR-1003)

CONDITION: OPFOR element is moving in a concealed area when an enemy element is reported moving along an adjacent route.

STANDARD: The ambush site was prepared before the arrival of enemy element. The enemy force was surprised and casualties were inflicted within the designated kill zone. Delayed enemy march element from reaching its specified destination. Withdrew, on order, within two minutes of ambush initiation. Reported results of mission to headquarters.

TASK: Conduct Deliberate Ambush (34-OPFOR-1004)

CONDITION: OPFOR element is operating along an enemy major supply route. Intelligence has reported an enemy convoy approaching the element. Headquarters has ordered complete destruction of the march element. The march element is approximately fifteen minutes from the ambush point. OPFOR element possesses automatic weapons, anti-armor weapons, and command detonated mines.

STANDARD: Prepared ambush site before arrival of enemy convoy. Surprised enemy forces. Forced enemy march element to halt in kill zone. Killed, wounded, or captured enemy personnel and destroyed all vehicles and equipment. Consolidated and withdrew from the area on order. Results of the mission were reported to headquarters.

TASK: Conduct Raid (34-OPFOR-1009)

CONDITION: OPFOR element has occupied an objective rally point and has orders to conduct a raid on a rear area base.

STANDARD: Enemy forces were surprised. Assaulted enemy support base and accomplished assigned tasks. Specified equipment and supplies were destroyed. Decisive engagement was avoided. All personnel were withdrawn from the area within the prescribed time. The collected intelligence data satisfied the Priority Intelligence Requirements.

ELEMENT: GSR SQUAD

TASK: Prepare the Repeater for Operation (34-4-0009)
 (REMBASS) (STP 34-96R14-SM-TG)

ITERATION: 1 2 3 4 5 M (Circle)

COMMANDER/LEADER ASSESSMENT: T P U (Circle)

CONDITIONS: The remotely monitored battlefield sensor system team reviews the supported unit mission plan; a terrain profile of the surveillance area is prepared; and there is no radio line of sight from the sensor antennas to the sensor monitoring set or portable monitoring set. Some iterations of this task should be performed in MOPP4.

TASK STANDARDS: The repeater was operational after the batteries were installed, operational codes were set into the programmer, codes were loaded into the repeater, and the repeater was tested for operation.

TASK STEPS AND PERFORMANCE MEASURES	GO	NO-GO
<p>1. Install the battery.</p> <ul style="list-style-type: none"> a. Set repeater MODE switch to OFF. b. Release four outer case latches. c. Remove repeater cover. d. Release four inner battery compartment cover latches. e. Remove battery compartment cover latches. f. Ensure the alternating current or direct current connector is clean. g. Ensure the battery connector is clean. <p>NOTE: Install the required number of batteries A and B first to ensure battery compartment cover fits properly; then C, D, E, and F, if needed.</p> <ul style="list-style-type: none"> h. Put battery compartment cover on and latch. i. Put rear cover on and latch. <p>2. Connect the code programmer.</p> <ul style="list-style-type: none"> a. Set programmer MODE switch to OFF. b. Ensure the repeater MODE switch is OFF. c. Connect cable to code programmer and repeater. <p>3. Program and load the repeater.</p> <ul style="list-style-type: none"> a. Turn programmer MODE switch ON (BIT GO will be displayed). b. Push FUNC button (CHK DSP will be displayed). c. Push FUNC button again (BTY COND will be displayed). <p>NOTE: If you installed new batteries in the repeater, the batteries must be conditioned by pushing the ENT button; the display will count off 35 seconds and BTY GO should be displayed. If you do not want to condition the batteries, push the FUNC button (XMTR will be displayed). If BTY NO-GO appears, repeat procedure. IF BTY NO-GO still appears, replace battery. If batteries fail, refer to organizational maintenance.</p> <ul style="list-style-type: none"> d. Continue to push FUNC button until repeater (RPTR) is displayed. e. Push ENT once RPTR is displayed (BTY COND will be displayed). f. Push the number buttons to program the appropriate transmitting channel (3 digits) to be received by the sensor monitoring set, PMS, or another like repeater. Once the appropriate channel is displayed, push the ENT button (RCVR will be displayed). 		

TASK STEPS AND PERFORMANCE MEASURES	GO	NO-GO
<p>g. Push the number buttons to program the appropriate receiving channel (3 digits) to be received from the sensors or another like repeater. Once the appropriate channel is displayed, push the ENT button (ARM will be displayed).</p> <p>NOTE: The transmitter and receiver channels will never be the same.</p> <p>h. Push ENT to ARM the repeater (anti-tampering device will be activated). BTY LIFE will be displayed OR push STEP to display TEST. Push ENT if you want the repeater in the TEST mode (anti-tampering device will not be activated) (BTY LIFE will be displayed).</p> <p>NOTE: The repeaters MODE switch must be set to the appropriate selection (ON/TEST or ARM), depending on the program mode.</p> <p>i. To program the BTY LIFE, push the STEP button 1 to 4 times (one of the following will be displayed: 7.5 days, 15 days, 30 days or end of life (EOL) until the battery has only 10 volts or less).</p> <p>j. Push ENT once the desired BTY LIFE is displayed (LOAD? will be displayed).</p> <p>k. Push the LOAD button (LD GO should be displayed).</p> <p>NOTE: If LD NO-GO is displayed after pushing the LOAD button, repeat task steps 2 & 3 above. If LD NO-GO is displayed a second time, replace the batteries and repeat task steps 1-3 above. If LD NO-GO is displayed a third time, turn the repeater into higher echelon maintenance for repair.</p> <p>l. Turn the code programmer OFF.</p> <p>m. Disconnect the code programmer cable from the repeater.</p> <p>4. Test the repeater.</p> <p>a. Connect the antenna cable to the repeater.</p> <p>b. Connect the antenna to the antenna mount on the repeater.</p> <p>5. Perform the self-test and pre-mission test for the portable monitoring set R-2016 to ensure it is operational.</p> <p>a. Turn the portable monitoring set MODE switch to ON.</p> <p>b. Select the same channel on the portable monitoring set as the transmit channel for the repeater.</p> <p>c. Set MODE switch on the repeater to ON/TEST (after about 5 seconds, the portable monitoring set should display 64/1).</p> <p>NOTE: 64/1 display verifies the repeater is operational on the transmit channel. The repeater will continue to send this message every 84 minutes.</p> <p>d. Turn preprogrammed sensor MODE switch to ON and observe the portable monitoring set display for the sensors ID codes.</p> <p>NOTE: The appropriate ID codes verify the repeater is operational on the receiver and transmitting channels.</p> <p>e. Turn the sensor and repeater MODE switches to OFF.</p> <p>6. Prepare equipment to go to the emplacement site.</p> <p>a. Disassemble the repeater and sensor and stow all components.</p> <p>b. Replace all protective caps on the sensor and repeater.</p>		

TASK PERFORMANCE / EVALUATION SUMMARY BLOCK							
ITERATION	1	2	3	4	5	M	TOTAL
TOTAL TASK STEPS EVALUATED							
TOTAL TASK STEPS "GO"							
TRAINING STATUS "GO"/"NO-GO"							

"*" indicates a leader task step.

SUPPORTING INDIVIDUAL TASKS

Task Number	Task Title	References
091-CLT-4029(SL2)	Supervise Preventive Maintenance Checks and Services (PMCS)	STP 21-24-SMCT
101-92Y-0006(SL2)	Inspect equipment for accountability, cleanliness, and serviceability	STP 21-24-SMCT
301-341-1709	EMPLOY REPEATER RT-1175(*)	STP 34-96R14-SM-TG STP 34-96R14-SM-TG-PROPOS
301-341-1710	REPLACE BATTERY BA 5590/U AND POWER SUPPLY PP 8080	STP 34-96R14-SM-TG STP 34-96R14-SM-TG-PROPOS
850-001-2000(SL2)	Employ Accident Prevention Measures and Risk Mgt Process	STP 21-24-SMCT
850-001-3001(SL3)	Control Mission Safety Hazard	STP 21-24-SMCT

SUPPORTING COLLECTIVE TASKS: NONE

OPFOR TASKS AND STANDARDS

TASK: Disrupt Enemy Movement and Operations Using Tactical Nuclear Weapons (34-OPFOR-1002)

CONDITION: Orders have been received to use tactical nuclear weapons in the enemy's rear. Key locations have been identified.

STANDARD: Tactical nuclear missiles were delivered on target. Movement of equipment and supplies was disrupted or delayed to forward areas. Enemy equipment and supplies were destroyed. A high rate of nuclear casualties was inflicted among enemy troops.

TASK: Conduct Air Attacks (34-OPFOR-1006)

CONDITION: OPFOR elements in the rear area have forwarded the coordinates of enemy facilities/elements. OPFOR aircraft have been dispatched to attack enemy installations or convoys.

STANDARD: Support sites, command and control facilities, and/or convoys were located. Attack runs on designated targets were conducted. Enemy equipment, supplies, and vehicles were destroyed and enemy personnel were killed.

TASK: Conduct Aerial Reconnaissance (34-OPFOR-1007)

CONDITION: OPFOR HQ requires intelligence on the location and identification of enemy elements. Aircraft is dispatched to take photographs and conduct a visual inspection of enemy area.

STANDARD: Located and photographed enemy positions in assigned sectors, to include: support and storage bases and command and control facilities. Visual checks were conducted when possible. The enemy was not engaged. Priority Intelligence Requests and other Information Requirements were reported to OPFOR HQ.

TASK: Conduct Hasty Ambush (34-OPFOR-1003)

CONDITION: OPFOR element is moving in a concealed area when an enemy element is reported moving along an adjacent route.

STANDARD: The ambush site was prepared before the arrival of enemy element. The enemy force was surprised and casualties were inflicted within the designated kill zone. Delayed enemy march element from reaching its specified destination. Withdrew, on order, within two minutes of ambush initiation. Reported results of mission to headquarters.

TASK: Conduct Deliberate Ambush (34-OPFOR-1004)

CONDITION: OPFOR element is operating along an enemy major supply route. Intelligence has reported an enemy convoy approaching the element. Headquarters has ordered complete destruction of the march element. The march element is approximately fifteen minutes from the ambush point. OPFOR element possesses automatic weapons, anti-armor weapons, and command detonated mines.

STANDARD: Prepared ambush site before arrival of enemy convoy. Surprised enemy forces. Forced enemy march element to halt in kill zone. Killed, wounded, or captured enemy personnel and destroyed all vehicles and equipment. Consolidated and withdrew from the area on order. Results of the mission were reported to headquarters.

TASK: Conduct Raid (34-OPFOR-1009)

CONDITION: OPFOR element has occupied an objective rally point and has orders to conduct a raid on a rear area base.

STANDARD: Enemy forces were surprised. Assaulted enemy support base and accomplished assigned tasks. Specified equipment and supplies were destroyed. Decisive engagement was avoided. All personnel were withdrawn from the area within the prescribed time. The collected intelligence data satisfied the Priority Intelligence Requirements.

ELEMENT: GSR SQUAD

TASK: Emplace the Repeater for Operation (34-4-0010)
 (REMBASS) (STP 34-96R14-SM-TG)

ITERATION: 1 2 3 4 5 M (Circle)

COMMANDER/LEADER ASSESSMENT: T P U (Circle)

CONDITIONS: The repeater is emplaced and armed during the time of implant. The remotely monitored battlefield sensor system team has reviewed the supported unit mission plan. A terrain profile determined that radio line of sight could not be established from the sensor string or field to the sensor monitoring set or portable monitoring set monitor site, and a repeater is required. The repeater is preprogrammed and loaded. Certain soil or other environmental conditions may preclude effective use of the sensors or cause the enemy to easily locate sensor positions, requiring leaders to use alternative means of employment. Some iterations of this task should be performed in MOPP4.

TASK STANDARDS: Emplaced and armed the repeater for surveillance operations.

TASK STEPS AND PERFORMANCE MEASURES	GO	NO-GO
<p>* 1. Select a site to emplace the repeater.</p> <ul style="list-style-type: none"> a. Ensure the antenna is clear for radio line of sight transmissions and reception. b. Ensure the site is well drained and free of water. c. Ensure the soil is soft enough to bury the repeater, if necessary. d. Avoid buildings or massive objects that may interfere with repeater operations. e. Erect camouflage if required. <p>2. Use antenna mast method for installing the antenna.</p> <ul style="list-style-type: none"> a. Ensure the site selected for the tripod is reasonably flat (not more than 10 percent from vertical). b. Ensure the soil is soft enough to drive in the ground stakes. c. Secure the mast with guide wires if necessary (high winds of 70 mph or more). d. Anchor the tripod, mast, or cables with sandbags if necessary. e. Ensure the antenna is free of all other cables and power lines. <p>NOTE: The antenna can also be mounted on the repeater case or remoted to another location (up a tree, on a telephone pole, or in another suitable location).</p> <p>3. Arm the repeater.</p> <ul style="list-style-type: none"> a. Turn the repeater MODE switch to ARM. b. Turn the portable monitoring set on, select the appropriate channel, and observe the display for 64/1. <p>NOTE: To avoid a false alarm or disarming of the repeater, complete the next step within five minutes.</p> <ul style="list-style-type: none"> c. Bury the repeater and antenna cables, packing the soil tightly around the repeater or camouflage as necessary. d. Ensure the antenna is completely exposed above the surface of the ground. e. Annotate the location of the repeater on the sketch map. 		

TASK PERFORMANCE / EVALUATION SUMMARY BLOCK							
ITERATION	1	2	3	4	5	M	TOTAL
TOTAL TASK STEPS EVALUATED							
TOTAL TASK STEPS "GO"							
TRAINING STATUS "GO"/"NO-GO"							

"*" indicates a leader task step.

SUPPORTING INDIVIDUAL TASKS

Task Number	Task Title	References
052-191-1362(SL1)	CAMOUFLAGE EQUIPMENT	STP 21-1-SMCT
071-329-1019(SL2)	Use a Map Overlay	STP 21-24-SMCT
091-CLT-4029(SL2)	Supervise Preventive Maintenance Checks and Services (PMCS)	STP 21-24-SMCT
101-92Y-0006(SL2)	Inspect equipment for accountability, cleanliness, and serviceability	STP 21-24-SMCT
301-341-1709	EMPLOY REPEATER RT-1175(*)	STP 34-96R14-SM-TG STP 34-96R14-SM-TG-PROPOS
850-001-2000(SL2)	Employ Accident Prevention Measures and Risk Mgt Process	STP 21-24-SMCT
850-001-3001(SL3)	Control Mission Safety Hazard	STP 21-24-SMCT

SUPPORTING COLLECTIVE TASKS: NONE

OPFOR TASKS AND STANDARDS

TASK: Disrupt Enemy Movement and Operations Using Tactical Nuclear Weapons (34-OPFOR-1002)

CONDITION: Orders have been received to use tactical nuclear weapons in the enemy's rear. Key locations have been identified.

STANDARD: Tactical nuclear missiles were delivered on target. Movement of equipment and supplies was disrupted or delayed to forward areas. Enemy equipment and supplies were destroyed. A high rate of nuclear casualties was inflicted among enemy troops.

TASK: Conduct Air Attacks (34-OPFOR-1006)

CONDITION: OPFOR elements in the rear area have forwarded the coordinates of enemy facilities/elements. OPFOR aircraft have been dispatched to attack enemy installations or convoys.

STANDARD: Support sites, command and control facilities, and/or convoys were located. Attack runs on designated targets were conducted. Enemy equipment, supplies, and vehicles were destroyed and enemy personnel were killed.

TASK: Conduct Aerial Reconnaissance (34-OPFOR-1007)

CONDITION: OPFOR HQ requires intelligence on the location and identification of enemy elements. Aircraft is dispatched to take photographs and conduct a visual inspection of enemy area.

STANDARD: Located and photographed enemy positions in assigned sectors, to include: support and storage bases and command and control facilities. Visual checks were conducted when possible. The enemy was not engaged. Priority Intelligence Requests and other Information Requirements were reported to OPFOR HQ.

TASK: Conduct Hasty Ambush (34-OPFOR-1003)

CONDITION: OPFOR element is moving in a concealed area when an enemy element is reported moving along an adjacent route.

STANDARD: The ambush site was prepared before the arrival of enemy element. The enemy force was surprised and casualties were inflicted within the designated kill zone. Delayed enemy march element from reaching its specified destination. Withdrew, on order, within two minutes of ambush initiation. Reported results of mission to headquarters.

TASK: Conduct Deliberate Ambush (34-OPFOR-1004)

CONDITION: OPFOR element is operating along an enemy major supply route. Intelligence has reported an enemy convoy approaching the element. Headquarters has ordered complete destruction of the march element. The march element is approximately fifteen minutes from the ambush point. OPFOR element possesses automatic weapons, anti-armor weapons, and command detonated mines.

STANDARD: Prepared ambush site before arrival of enemy convoy. Surprised enemy forces. Forced enemy march element to halt in kill zone. Killed, wounded, or captured enemy personnel and destroyed all vehicles and equipment. Consolidated and withdrew from the area on order. Results of the mission were reported to headquarters.

TASK: Conduct Raid (34-OPFOR-1009)

CONDITION: OPFOR element has occupied an objective rally point and has orders to conduct a raid on a rear area base.

STANDARD: Enemy forces were surprised. Assaulted enemy support base and accomplished assigned tasks. Specified equipment and supplies were destroyed. Decisive engagement was avoided. All personnel were withdrawn from the area within the prescribed time. The collected intelligence data satisfied the Priority Intelligence Requirements.

ELEMENT: GSR SQUAD

TASK: Recover the Repeater (34-4-0011)
 (REMBASS) (STP 34-96R14-SM-TG)

ITERATION: 1 2 3 4 5 M (Circle)

COMMANDER/LEADER ASSESSMENT: T P U (Circle)

CONDITIONS: The remotely monitored battlefield sensor system team has been informed by the supported commander or S2, the string or field is no longer needed for surveillance and the repeater must be recovered for subsequent missions. Some iterations of this task should be performed in MOPP4.

TASK STANDARDS: Recovered and disarmed the repeater. Recorded and reported deficiencies. Ensured equipment was combat ready.

TASK STEPS AND PERFORMANCE MEASURES	GO	NO-GO
1. Recover the repeater. <ul style="list-style-type: none"> a. Refer to the sketch map for the location of the repeater. b. Use a military map to navigate to the location of the repeater. c. Recover the repeater by digging it up or removing the camouflage. d. Turn the repeater MODE switch to OFF. e. Disconnect the antenna cable from the repeater. NOTE: If the antenna mast was used, collapse the mast, disassemble, and stow. <ul style="list-style-type: none"> f. Fold the repeater antenna and stow. g. Coil all cables and stow. h. Remove batteries and stow. i. Replace protective caps. j. Return to supported unit with all equipment. 2. Perform operator maintenance on equipment. <ul style="list-style-type: none"> a. Record all deficiencies on DA Form 2404. b. Ensure all deficiencies are reported and repaired to ensure equipment is combat ready for the next mission. 		

TASK PERFORMANCE / EVALUATION SUMMARY BLOCK							
ITERATION	1	2	3	4	5	M	TOTAL
TOTAL TASK STEPS EVALUATED							
TOTAL TASK STEPS "GO"							
TRAINING STATUS "GO"/"NO-GO"							

"**" indicates a leader task step.

SUPPORTING INDIVIDUAL TASKS

Task Number	Task Title	References
071-329-1006(SL1)	Navigate from One Point on the Ground to Another Point While Dismounted	STP 21-1-SMCT
071-329-1019(SL2)	Use a Map Overlay	STP 21-24-SMCT
071-329-1030(SL1)	Navigate from One Point on the Ground to Another Point While Mounted	STP 21-1-SMCT
071-331-0815(SL1)	Practice Noise, Light, and Litter Discipline	STP 21-1-SMCT

SUPPORTING INDIVIDUAL TASKS

Task Number	Task Title	References
091-CLT-4029(SL2)	Supervise Preventive Maintenance Checks and Services (PMCS)	STP 21-24-SMCT
101-92Y-0006(SL2)	Inspect equipment for accountability, cleanliness, and serviceability	STP 21-24-SMCT
301-341-1709	EMPLOY REPEATER RT-1175(*)	STP 34-96R14-SM-TG STP 34-96R14-SM-TG-PROPOS
850-001-2000(SL2)	Employ Accident Prevention Measures and Risk Mgt Process	STP 21-24-SMCT
850-001-3001(SL3)	Control Mission Safety Hazard	STP 21-24-SMCT

SUPPORTING COLLECTIVE TASKS: NONE**OPFOR TASKS AND STANDARDS**

TASK: Disrupt Enemy Movement and Operations Using Tactical Nuclear Weapons (34-OPFOR-1002)

CONDITION: Orders have been received to use tactical nuclear weapons in the enemy's rear. Key locations have been identified.

STANDARD: Tactical nuclear missiles were delivered on target. Movement of equipment and supplies was disrupted or delayed to forward areas. Enemy equipment and supplies were destroyed. A high rate of nuclear casualties was inflicted among enemy troops.

TASK: Conduct Air Attacks (34-OPFOR-1006)

CONDITION: OPFOR elements in the rear area have forwarded the coordinates of enemy facilities/elements. OPFOR aircraft have been dispatched to attack enemy installations or convoys.

STANDARD: Support sites, command and control facilities, and/or convoys were located. Attack runs on designated targets were conducted. Enemy equipment, supplies, and vehicles were destroyed and enemy personnel were killed.

TASK: Conduct Aerial Reconnaissance (34-OPFOR-1007)

CONDITION: OPFOR HQ requires intelligence on the location and identification of enemy elements. Aircraft is dispatched to take photographs and conduct a visual inspection of enemy area.

STANDARD: Located and photographed enemy positions in assigned sectors, to include: support and storage bases and command and control facilities. Visual checks were conducted when possible. The enemy was not engaged. Priority Intelligence Requests and other Information Requirements were reported to OPFOR HQ.

TASK: Conduct Hasty Ambush (34-OPFOR-1003)

CONDITION: OPFOR element is moving in a concealed area when an enemy element is reported moving along an adjacent route.

STANDARD: The ambush site was prepared before the arrival of enemy element. The enemy force was surprised and casualties were inflicted within the designated kill zone. Delayed enemy march element from reaching its specified destination. Withdrew, on order, within two minutes of ambush initiation. Reported results of mission to headquarters.

TASK: Conduct Deliberate Ambush (34-OPFOR-1004)

CONDITION: OPFOR element is operating along an enemy major supply route. Intelligence has reported an enemy convoy approaching the element. Headquarters has ordered complete destruction of the march element. The march element is approximately fifteen minutes from the ambush point. OPFOR element possesses automatic weapons, anti-armor weapons, and command detonated mines.

STANDARD: Prepared ambush site before arrival of enemy convoy. Surprised enemy forces. Forced enemy march element to halt in kill zone. Killed, wounded, or captured enemy personnel and destroyed all vehicles and equipment. Consolidated and withdrew from the area on order. Results of the mission were reported to headquarters.

TASK: Conduct Raid (34-OPFOR-1009)

CONDITION: OPFOR element has occupied an objective rally point and has orders to conduct a raid on a rear area base.

STANDARD: Enemy forces were surprised. Assaulted enemy support base and accomplished assigned tasks. Specified equipment and supplies were destroyed. Decisive engagement was avoided. All personnel were withdrawn from the area within the prescribed time. The collected intelligence data satisfied the Priority Intelligence Requirements.

ELEMENT: GSR SQUAD

TASK: Operate the Portable Monitoring Set R-2016 (34-4-0012)
 (REMBASS) (STP 34-96R14-SM-TG) (TM 11-5820-870-12)

ITERATION: 1 2 3 4 5 (Circle)

COMMANDER/LEADER ASSESSMENT: T P U (Circle)

CONDITIONS: The remotely monitored battlefield sensor system team has received its' mission from the supported unit commander or S2, and is preparing their equipment for the mission. This task should not be trained in MOPP4.

TASK STANDARDS: Performed preventive maintenance checks and services, to ensure the portable monitoring set verified that the sensors and repeaters were transmitting correctly when emplaced.

TASK STEPS AND PERFORMANCE MEASURES	GO	NO-GO
<p>* 1. Ensure the portable monitoring set is operational.</p> <ul style="list-style-type: none"> a. Install the battery. <p>NOTE: If using a new battery in the portable monitoring set, condition the battery in a sensor before installing.</p> <ul style="list-style-type: none"> b. Perform self-test. <ul style="list-style-type: none"> (1) Turn MODE switch to TEST. (2) Verify display and listen for the alarm. If necessary, turn alarm volume and display light fully clockwise and listen for the alarm again. <p>NOTE: If alarm does not sound for about 1/2 second every six seconds or if test pattern is not visible on the display, turn the MODE switch to OFF, replace battery. If alarm or display does not activate after second battery, turn-in to organizational maintenance.</p> <ul style="list-style-type: none"> c. Install the antenna. <p>NOTES: Check to ensure the antenna adapter and portable monitoring set antenna jack mate securely without binding. If antenna or antenna connector is damaged or defective, notify organizational maintenance.</p> <p>2. Perform pre-mission test.</p> <ul style="list-style-type: none"> a. Turn the portable monitoring set MODE switch to OFF. b. Program a sensor to channel 300. c. Turn the code programmer off, disconnect the code programmer cable from the sensor, and connect all sensor components. d. Set the channel select switch on the portable monitoring set to channel 300 and turn the MODE switch to ON. e. Turn the sensor MODE switch to ON. f. Stimulate the transducer and observe the portable monitoring set display. g. Verify the correct display (identification code) on the portable monitoring set. h. Turn the sensor MODE switch to OFF and disconnect the transducer. i. Connect the code programmer cable to the sensor. j. Turn the code programmer ON and reprogram the sensor to channel 002 using the same identification code from step 2b. k. Disconnect the code programmer cable from the sensor. l. Connect the transducer to the sensor. m. Set the channel select switches on the portable monitoring set to channel 002. n. Turn the sensor MODE switch to ON. 		

TASK STEPS AND PERFORMANCE MEASURES	GO	NO-GO
o. Stimulate the transducer and observe the portable monitoring set display. p. Verify the correct display (identification code) on the portable monitoring set. q. Turn the sensor MODE switch to OFF and disconnect the transducer. r. Connect the code programmer cable to the sensor. s. Turn the code programmer ON and reprogram the sensor to channel 598 using the same identification code from step 2b. t. Disconnect the code programmer cable from the sensor. u. Connect the transducer to the sensor. v. Set the channel select switches on the portable monitoring set to channel 598. w. Turn the sensor MODE switch to ON. x. Stimulate the transducer and observe the portable monitoring set display. y. Verify the correct display (identification code) on the portable monitoring set. z. Turn the sensor MODE switch to OFF. aa. Turn portable monitoring set MODE switch to OFF. NOTE: If all the above checks were completed, the portable monitoring set is operational and can be used to check sensors and repeaters during the time of implant for missions. ab. Continue to program and check all other required equipment for the mission.		

TASK PERFORMANCE / EVALUATION SUMMARY BLOCK							
ITERATION	1	2	3	4	5		TOTAL
TOTAL TASK STEPS EVALUATED							
TOTAL TASK STEPS "GO"							
TRAINING STATUS "GO"/"NO-GO"							

"**" indicates a leader task step.

SUPPORTING INDIVIDUAL TASKS

Task Number	Task Title	References
091-CLT-4029(SL2)	Supervise Preventive Maintenance Checks and Services (PMCS)	STP 21-24-SMCT
101-92Y-0006(SL2)	Inspect equipment for accountability, cleanliness, and serviceability	STP 21-24-SMCT
850-001-2000(SL2)	Employ Accident Prevention Measures and Risk Mgt Process	STP 21-24-SMCT
850-001-3001(SL3)	Control Mission Safety Hazard	STP 21-24-SMCT

SUPPORTING COLLECTIVE TASKS: NONE

OPFOR TASKS AND STANDARDS

TASK: Disrupt Enemy Movement and Operations Using Tactical Nuclear Weapons (34-OPFOR-1002)

CONDITION: Orders have been received to use tactical nuclear weapons in the enemy's rear. Key locations have been identified.

STANDARD: Tactical nuclear missiles were delivered on target. Movement of equipment and supplies was disrupted or delayed to forward areas. Enemy equipment and supplies were destroyed. A high rate of nuclear casualties was inflicted among enemy troops.

TASK: Conduct Air Attacks (34-OPFOR-1006)

CONDITION: OPFOR elements in the rear area have forwarded the coordinates of enemy facilities/elements. OPFOR aircraft have been dispatched to attack enemy installations or convoys.

STANDARD: Support sites, command and control facilities, and/or convoys were located. Attack runs on designated targets were conducted. Enemy equipment, supplies, and vehicles were destroyed and enemy personnel were killed.

TASK: Conduct Aerial Reconnaissance (34-OPFOR-1007)

CONDITION: OPFOR HQ requires intelligence on the location and identification of enemy elements. Aircraft is dispatched to take photographs and conduct a visual inspection of enemy area.

STANDARD: Located and photographed enemy positions in assigned sectors, to include: support and storage bases and command and control facilities. Visual checks were conducted when possible. The enemy was not engaged. Priority Intelligence Requests and other Information Requirements were reported to OPFOR HQ.

TASK: Conduct Hasty Ambush (34-OPFOR-1003)

CONDITION: OPFOR element is moving in a concealed area when an enemy element is reported moving along an adjacent route.

STANDARD: The ambush site was prepared before the arrival of enemy element. The enemy force was surprised and casualties were inflicted within the designated kill zone. Delayed enemy march element from reaching its specified destination. Withdrew, on order, within two minutes of ambush initiation. Reported results of mission to headquarters.

TASK: Conduct Raid (34-OPFOR-1009)

CONDITION: OPFOR element has occupied an objective rally point and has orders to conduct a raid on a rear area base.

STANDARD: Enemy forces were surprised. Assaulted enemy support base and accomplished assigned tasks. Specified equipment and supplies were destroyed. Decisive engagement was avoided. All personnel were withdrawn from the area within the prescribed time. The collected intelligence data satisfied the Priority Intelligence Requirements.

ELEMENT: GSR SQUAD

TASK: Operate Code Programmer, C-10434/GSQ (34-4-0013)
 (REMBASS) (STP 34-96R14-SM-TG) (TM 11-6350-288-12)

ITERATION: 1 2 3 4 5 M (Circle)

COMMANDER/LEADER ASSESSMENT: T P U (Circle)

CONDITIONS: The remotely monitored battlefield sensor system team is preparing to conduct a ground surveillance mission that requires multiple sensor strings. Some iterations of this task should be performed in MOPP4.

TASK STANDARDS: Programmed the sensors and repeaters in accordance with the supported unit commander or S2 mission plan.

TASK STEPS AND PERFORMANCE MEASURES	GO	NO-GO
<p>1. Prepare the sensors in accordance with the mission plan, using the code programmer.</p> <ul style="list-style-type: none"> a. Determine type of sensor to be programmed (infrared passive, magnetic, seismic acoustic, or repeater). b. Set the sensor MODE switch to OFF. c. Set the code programmer switch to OFF. d. Connect cable W1 to sensor (infrared passive, magnetic, seismic acoustic, or repeater) jack J1 and to code programmer jack J1. <p>2. Program the sensor.</p> <ul style="list-style-type: none"> a. Turn the code programmer switch to ON and BIT GO will appear. b. Push FUNC key and CHK DSP will appear. c. Push ENT key and verify the display as illustrated in the technical manual. d. Push FUNC key and BTY COND will appear. <p>NOTE: Battery conditioning should be performed on only NEW or LOW batteries.</p> <ul style="list-style-type: none"> e. Push FUNC key until the type of equipment being programmed appears. f. Push ENT for the desired type of equipment (sensors or repeater). g. Depress ENT key, XMTR appears. <p>NOTE: The following frequencies are not used for transmitting or receiving in the remotely monitored battlefield sensor system: 208, 211, 267, 342, 354, 354; an operator error (OP ERR) message will appear if these codes are entered.</p> <ul style="list-style-type: none"> h. Enter preassigned transmitter channel code, 001 through 599. i. When the correct channel appears, push the ENT key. <p>NOTE: ID 1 will appear if programming a sensor. If programming the repeater, RCVR will appear.</p> <ul style="list-style-type: none"> j. Enter the 2-digit identification code. Depress ENT when the correct code appears. <p>NOTES: If programming a counter-indicator type sensor (infrared passive or magnetic), a second identification code (ID 2) will appear and must be entered as in above. If programming the seismic acoustic sensor, GAIN will appear and the operator must select HI, MED, or LO.</p> <ul style="list-style-type: none"> k. Depress ENT key. l. Depress step key until desired BTY operating life appears. <p>NOTE: One of the following may be selected: 7.5, 15, 30, EOL.</p> <ul style="list-style-type: none"> m. Depress ENT key. n. Depress STEP key if test mode is wanted. 		

TASK STEPS AND PERFORMANCE MEASURES	GO	NO-GO
NOTE: Ensure when placing the sensor or repeater in ARM mode, the equipment is in the desired location, due to the anti-tamper mechanism. <ul style="list-style-type: none"> o. Depress ENT once the desired mode appears. LOAD? will appear. p. Depress LOAD key, LD GO should appear. NOTE: If LD NO-GO appears, repeat programming procedures. If LD NO-GO appears again, replace the battery. If LD NO-GO reappears after replacing the battery, notify organizational maintenance.		

TASK PERFORMANCE / EVALUATION SUMMARY BLOCK							
ITERATION	1	2	3	4	5	M	TOTAL
TOTAL TASK STEPS EVALUATED							
TOTAL TASK STEPS "GO"							
TRAINING STATUS "GO"/"NO-GO"							

"*" indicates a leader task step.

SUPPORTING INDIVIDUAL TASKS

Task Number	Task Title	References
091-CLT-4029(SL2)	Supervise Preventive Maintenance Checks and Services (PMCS)	STP 21-24-SMCT
101-92Y-0006(SL2)	Inspect equipment for accountability, cleanliness, and serviceability	STP 21-24-SMCT
850-001-2000(SL2)	Employ Accident Prevention Measures and Risk Mgt Process	STP 21-24-SMCT
850-001-3001(SL3)	Control Mission Safety Hazard	STP 21-24-SMCT

SUPPORTING COLLECTIVE TASKS: NONE

OPFOR TASKS AND STANDARDS

TASK: Disrupt Enemy Movement and Operations Using Tactical Nuclear Weapons (34-OPFOR-1002)

CONDITION: Orders have been received to use tactical nuclear weapons in the enemy's rear. Key locations have been identified.

STANDARD: Tactical nuclear missiles were delivered on target. Movement of equipment and supplies was disrupted or delayed to forward areas. Enemy equipment and supplies were destroyed. A high rate of nuclear casualties was inflicted among enemy troops.

TASK: Conduct Air Attacks (34-OPFOR-1006)

CONDITION: OPFOR elements in the rear area have forwarded the coordinates of enemy facilities/elements. OPFOR aircraft have been dispatched to attack enemy installations or convoys.

STANDARD: Support sites, command and control facilities, and/or convoys were located. Attack runs on designated targets were conducted. Enemy equipment, supplies, and vehicles were destroyed and enemy personnel were killed.

TASK: Conduct Aerial Reconnaissance (34-OPFOR-1007)

CONDITION: OPFOR HQ requires intelligence on the location and identification of enemy elements. Aircraft is dispatched to take photographs and conduct a visual inspection of enemy area.

STANDARD: Located and photographed enemy positions in assigned sectors, to include: support and storage bases and command and control facilities. Visual checks were conducted when possible. The enemy was not engaged. Priority Intelligence Requests and other Information Requirements were reported to OPFOR HQ.

TASK: Conduct Raid (34-OPFOR-1009)

CONDITION: OPFOR element has occupied an objective rally point and has orders to conduct a raid on a rear area base.

STANDARD: Enemy forces were surprised. Assaulted enemy support base and accomplished assigned tasks. Specified equipment and supplies were destroyed. Decisive engagement was avoided. All personnel were withdrawn from the area within the prescribed time. The collected intelligence data satisfied the Priority Intelligence Requirements.

ELEMENT: GSR SQUAD

TASK: Recover the Sensors (Remotely Monitored Battlefield Sensor System (REMBASS)) (34-4-0014)
(REMBASS)

ITERATION: 1 2 3 4 5 M (Circle)

COMMANDER/LEADER ASSESSMENT: T P U (Circle)

CONDITIONS: The remotely monitored battlefield sensor system team has been informed by the brigade S2 that anti-intrusion sensors are no longer needed for surveillance and must be recovered for subsequent missions. Some iterations of this task should be performed in MOPP4.

TASK STANDARDS: Recovered and disarmed the anti-intrusion sensors. Recorded and reported deficiencies. Ensured the equipment is combat ready.

TASK STEPS AND PERFORMANCE MEASURES	GO	NO-GO
1. Recover the anti-intrusion sensors. <ul style="list-style-type: none"> a. Refer to the sketch map for the location of the anti-intrusion sensors. b. Use a military map to navigate to the location of the anti-intrusion sensors. c. Recover the anti-intrusion sensors by digging them up or removing the camouflage. d. Turn the anti-intrusion sensors MODE switch to OFF. e. Disconnect the antenna cable from the anti-intrusion sensors. f. Fold the anti-intrusion sensors antenna and stow. g. Coil all cables and stow. h. Remove the batteries and stow. i. Replace the protective caps. j. Return to the supported unit with all equipment. 2. Perform operational maintenance on the equipment. <ul style="list-style-type: none"> a. Record all deficiencies on the specified department of the army form. b. Ensure all deficiencies are reported and repaired to ensure the equipment is combat ready for the next mission. 		

TASK PERFORMANCE / EVALUATION SUMMARY BLOCK							
ITERATION	1	2	3	4	5	M	TOTAL
TOTAL TASK STEPS EVALUATED							
TOTAL TASK STEPS "GO"							
TRAINING STATUS "GO"/"NO-GO"							

"**" indicates a leader task step.

SUPPORTING INDIVIDUAL TASKS

Task Number	Task Title	References
071-329-1006(SL1)	Navigate from One Point on the Ground to Another Point While Dismounted	STP 21-1-SMCT
071-329-1019(SL2)	Use a Map Overlay	STP 21-24-SMCT
071-329-1030(SL1)	Navigate from One Point on the Ground to Another Point While Mounted	STP 21-1-SMCT

SUPPORTING INDIVIDUAL TASKS

Task Number	Task Title	References
091-CLT-4029(SL2)	Supervise Preventive Maintenance Checks and Services (PMCS)	STP 21-24-SMCT
101-92Y-0006(SL2)	Inspect equipment for accountability, cleanliness, and serviceability	STP 21-24-SMCT
850-001-2000(SL2)	Employ Accident Prevention Measures and Risk Mgt Process	STP 21-24-SMCT
850-001-3001(SL3)	Control Mission Safety Hazard	STP 21-24-SMCT

SUPPORTING COLLECTIVE TASKS: NONE

OPFOR TASKS AND STANDARDS

TASK: Disrupt Enemy Movement and Operations Using Tactical Nuclear Weapons (34-OPFOR-1002)

CONDITION: Orders have been received to use tactical nuclear weapons in the enemy's rear. Key locations have been identified.

STANDARD: Tactical nuclear missiles were delivered on target. Movement of equipment and supplies was disrupted or delayed to forward areas. Enemy equipment and supplies were destroyed. A high rate of nuclear casualties was inflicted among enemy troops.

TASK: Conduct Air Attacks (34-OPFOR-1006)

CONDITION: OPFOR elements in the rear area have forwarded the coordinates of enemy facilities/elements. OPFOR aircraft have been dispatched to attack enemy installations or convoys.

STANDARD: Support sites, command and control facilities, and/or convoys were located. Attack runs on designated targets were conducted. Enemy equipment, supplies, and vehicles were destroyed and enemy personnel were killed.

TASK: Conduct Aerial Reconnaissance (34-OPFOR-1007)

CONDITION: OPFOR HQ requires intelligence on the location and identification of enemy elements. Aircraft is dispatched to take photographs and conduct a visual inspection of enemy area.

STANDARD: Located and photographed enemy positions in assigned sectors, to include: support and storage bases and command and control facilities. Visual checks were conducted when possible. The enemy was not engaged. Priority Intelligence Requests and other Information Requirements were reported to OPFOR HQ.

TASK: Conduct Hasty Ambush (34-OPFOR-1003)

CONDITION: OPFOR element is moving in a concealed area when an enemy element is reported moving along an adjacent route.

STANDARD: The ambush site was prepared before the arrival of enemy element. The enemy force was surprised and casualties were inflicted within the designated kill zone. Delayed enemy march element from reaching its specified destination. Withdrew, on order, within two minutes of ambush initiation. Reported results of mission to headquarters.

TASK: Conduct Deliberate Ambush (34-OPFOR-1004)

CONDITION: OPFOR element is operating along an enemy major supply route. Intelligence has reported an enemy convoy approaching the element. Headquarters has ordered complete destruction of the march element. The march element is approximately fifteen minutes from the ambush point. OPFOR element possesses automatic weapons, anti-armor weapons, and command detonated mines.

STANDARD: Prepared ambush site before arrival of enemy convoy. Surprised enemy forces. Forced enemy march element to halt in kill zone. Killed, wounded, or captured enemy personnel and destroyed all vehicles and equipment. Consolidated and withdrew from the area on order. Results of the mission were reported to headquarters.

TASK: Conduct Raid (34-OPFOR-1009)

CONDITION: OPFOR element has occupied an objective rally point and has orders to conduct a raid on a rear area base.

STANDARD: Enemy forces were surprised. Assaulted enemy support base and accomplished assigned tasks. Specified equipment and supplies were destroyed. Decisive engagement was avoided. All personnel were withdrawn from the area within the prescribed time. The collected intelligence data satisfied the Priority Intelligence Requirements.

ELEMENT: ALL SOURCE INTEL SEC

TASK: Prepare the All Source Analysis System (ASAS) for Redeployment (34-4-0600)
 (FM 34-8) (FM 21-26) (FM 34-1)
 (FM 34-10) (FM 34-2) (FM 34-25)
 (FM 34-3) (FM 34-35) (FM 34-80)

ITERATION: 1 2 3 4 5 M (Circle)

COMMANDER/LEADER ASSESSMENT: T P U (Circle)

CONDITIONS: The division has received the corps operations order. In response, the plans to redeploy the all source analysis system, in conjunction with the remainder of the analysis and control element at the analysis and control element forward/TAC-1 or at the analysis and control team, must be generated. Some iterations of this task should be performed in MOPP4.

TASK STANDARDS: Completeness of planning, for the next tactical move, is rated on a percent of the planning factors in paragraphs 1 through 2g below. These elements comprise 100 percent of the all source analysis system-unique requirements considered. At least seventy (70) percent must have been considered in the first iteration and ninety (90) percent in any follow-on iteration. (Though a planned move of 20-60 km at 20 km per hour may have occurred, conduct of an actual road march was not required since it did not train any unique all source analysis system subtasks or procedures.)

TASK STEPS AND PERFORMANCE MEASURES	GO	NO-GO
<p>* 1. Plan All Source Analysis System (ASAS) set up in a projected site location. Note: This task applies to all ASAS teams in the analysis and control element found in divisions and armored cavalry regiments as well as in the analysis and control team of the Direct Support (DS) MI Companies.</p> <ul style="list-style-type: none"> a. Identify projected location on map, considering mission, equipment, terrain, troops - time available and ASAS-unique communications connectivity requirements. b. Plan for operational continuity and recovery procedures for the loss of contact with current operations while ASAS relocates. <p>* 2. Plan success of the move. (Consider the following in any plan.)</p> <ul style="list-style-type: none"> a. Deferred maintenance and preventive maintenance. b. Availability of spares and repair parts. c. Inventory of ASAS System. d. Brief personnel on mission and details. e. Load plans vs. march order and emplacement order. f. Requirements for primary and alternate communications paths and associated crypto/keying material to support data exchanges. g. Priority of effort (e.g., power, shelter, communications, etc.). <p>3. Reconfigure ASAS for split-based operations/continuity of operations if applicable.</p> <ul style="list-style-type: none"> a. Set ASAS tables via SysAd. b. Reconfigure local area network. <p>4. Conduct tear down procedures.</p> <ul style="list-style-type: none"> a. Backup files and databases prior to redeployment. b. Disconnect ASAS power cords and communications cables. c. Conduct preventive maintenance checks and services on ASAS, uninterrupted power source, peripheral devices, and cables. 		

TASK STEPS AND PERFORMANCE MEASURES	GO	NO-GO
d. Remove HDD from high capacity unit/Ultrahigh Capacity Unit. e. Inventory ASAS components. f. Pack ASAS line replaceable units and cables in transit cases.		

TASK PERFORMANCE / EVALUATION SUMMARY BLOCK							
ITERATION	1	2	3	4	5	M	TOTAL
TOTAL TASK STEPS EVALUATED							
TOTAL TASK STEPS "GO"							
TRAINING STATUS "GO"/"NO-GO"							

"*" indicates a leader task step.

SUPPORTING INDIVIDUAL TASKS

Task Number	Task Title	References
071-326-3013(SL3)	CONDUCT A TACTICAL ROAD MARCH	STP 21-24-SMCT
071-326-5502(SL2)	Issue a Fragmentary Order	STP 21-24-SMCT
071-326-5503(SL2)	Issue a Warning Order	STP 21-24-SMCT
071-329-1019(SL2)	Use a Map Overlay	STP 21-24-SMCT
071-329-1030(SL1)	Navigate from One Point on the Ground to Another Point While Mounted	STP 21-1-SMCT
091-CLT-4029(SL2)	Supervise Preventive Maintenance Checks and Services (PMCS)	STP 21-24-SMCT
101-92Y-0006(SL2)	Inspect equipment for accountability, cleanliness, and serviceability	STP 21-24-SMCT
301-371-1052(SL1)	PROTECT CLASSIFIED INFORMATION AND MATERIAL	STP 21-1-SMCT
850-001-2000(SL2)	Employ Accident Prevention Measures and Risk Mgt Process	STP 21-24-SMCT
850-001-3001(SL3)	Control Mission Safety Hazard	STP 21-24-SMCT

SUPPORTING COLLECTIVE TASKS: NONE

OPFOR TASKS AND STANDARDS

TASK: Disrupt Enemy Movement and Operations Using Tactical Nuclear Weapons (34-OPFOR-1002)

CONDITION: Orders have been received to use tactical nuclear weapons in the enemy's rear. Key locations have been identified.

STANDARD: Tactical nuclear missiles were delivered on target. Movement of equipment and supplies was disrupted or delayed to forward areas. Enemy equipment and supplies were destroyed. A high rate of nuclear casualties was inflicted among enemy troops.

TASK: Disrupt Enemy Movement and Operations Using Persistent and Non-Persistent Chemical Weapons (34-OPFOR-1001)

CONDITION: Conventional artillery weapons or aircraft are available to deliver chemical weapons. Routes and key bases in the rear area have been selected.

STANDARD: Chemical agents were delivered into targeted areas. The movement of enemy supplies and equipment to forward areas was delayed by disrupting command and control systems. Enemy movement was successfully channeled into predesignated ambush areas. Enemy supplies and equipment were contaminated. A high rate of casualties were inflicted on enemy forces.

TASK: Conduct Raid (34-OPFOR-1009)

CONDITION: OPFOR element has occupied an objective rally point and has orders to conduct a raid on a rear area base.

STANDARD: Enemy forces were surprised. Assaulted enemy support base and accomplished assigned tasks. Specified equipment and supplies were destroyed. Decisive engagement was avoided. All personnel were withdrawn from the area within the prescribed time. The collected intelligence data satisfied the Priority Intelligence Requirements.

ELEMENT: ALL SOURCE INTEL SEC

TASK: Establish an Operational All Source Analysis System (ASAS) After a Move (34-4-0601)
 (FM 34-1) (FM 21-26) (FM 34-10)
 (FM 34-25) (FM 34-35) (FM 34-40-3)
 (FM 34-8) (FM 34-80)

ITERATION: 1 2 3 4 5 M (Circle)

COMMANDER/LEADER ASSESSMENT: T P U (Circle)

CONDITIONS: The maneuver unit has received the corps operations order. The G2 main and tactical command post or analysis and control team have moved tactically to the vicinity of the new site, which has been established per the unit standing operating procedures. All source analysis system elements have completed the move safely and within given time limits. All deferred maintenance on automation and communications equipment has been completed. Some iterations of this task should be performed in MOPP4.

TASK STANDARDS: The all source analysis system was unloaded and set up in its operational configuration within four hours. Set up was considered complete when more than one user could sign-on to each local area network cluster and the compartmented all source analysis system message processing system was sufficiently operational to establish and test its minimum essential set of linkages, ensuring connectivity between remote work station and higher/adjacent/lower all source analysis system systems.

TASK STEPS AND PERFORMANCE MEASURES	GO	NO-GO
<p>1. Configure the All Source Analysis System (ASAS) and become operational. Note: This task applies to ASAS personnel working in the G2 Tactical Operations Center (TOC) in a division, regimental S2 Section in an armored cavalry regiment, as well as those operating in the analysis and control team of a Direct Support MI Company. Elements within the G2 section may be configured differently and use different ASAS systems. Communication interfaces between the special compartmented information ASAS in the analysis and control element and the collateral remote workstation in the TOC(s) and the analysis and control team are provided by the communications control set. Both ASAS-RWS, Version 1 and Version 3 may be deployed and the operator should be aware not all these systems may be fully compatible nor possess the same tools.</p> <ul style="list-style-type: none"> a. Identify the new site on the map and consider mission, equipment, terrain, troops - time and ASAS-unique communications connectivity requirements. b. Plan for operational continuity and recovery procedures for the loss of contact with current operations when either the analysis and control element or analysis and control team and their supporting ASAS systems are required to move. <p>2. Establish the essential set of tactical communications.</p> <ul style="list-style-type: none"> a. Analysis and control element to subordinate analysis and control teams. b. G2 to adjacent, higher, or subordinate TOCs and/or army battle command systems subsystems. c. TOC to the battlefield command vehicle. d. Analysis and control team to supported brigade remote work station/TOC local area network or subordinate battalion ASAS subsystems (if applicable). <p>3. Establish remainder of capabilities.</p> <ul style="list-style-type: none"> a. Establish remainder of communications links. 		

TASK STEPS AND PERFORMANCE MEASURES	GO	NO-GO
b. Prioritize maintenance actions and perform preventive maintenance checks and services.		

TASK PERFORMANCE / EVALUATION SUMMARY BLOCK							
ITERATION	1	2	3	4	5	M	TOTAL
TOTAL TASK STEPS EVALUATED							
TOTAL TASK STEPS "GO"							
TRAINING STATUS "GO"/"NO-GO"							

"*" indicates a leader task step.

SUPPORTING INDIVIDUAL TASKS

Task Number	Task Title	References
071-326-5502(SL2)	Issue a Fragmentary Order	STP 21-24-SMCT
071-326-5503(SL2)	Issue a Warning Order	STP 21-24-SMCT
071-329-1019(SL2)	Use a Map Overlay	STP 21-24-SMCT
071-329-1030(SL1)	Navigate from One Point on the Ground to Another Point While Mounted	STP 21-1-SMCT
091-CLT-4029(SL2)	Supervise Preventive Maintenance Checks and Services (PMCS)	STP 21-24-SMCT
101-92Y-0006(SL2)	Inspect equipment for accountability, cleanliness, and serviceability	STP 21-24-SMCT
113-637-2001(SL1)	Communicate via a Tactical Radio	STP 21-1-SMCT
301-371-1000(SL1)	REPORT INTELLIGENCE INFORMATION	STP 21-1-SMCT
850-001-2000(SL2)	Employ Accident Prevention Measures and Risk Mgt Process	STP 21-24-SMCT
850-001-3001(SL3)	Control Mission Safety Hazard	STP 21-24-SMCT

SUPPORTING COLLECTIVE TASKS

Task Number	Task Title	References
34-4-0600	Prepare the All Source Analysis System (ASAS) for Redeployment	ARTEP 34-113-11-MTP ARTEP 34-114-30-MTP ARTEP 34-144-30-MTP ARTEP 34-353-30-MTP ARTEP 34-355-MTP ARTEP 34-357-30-MTP ARTEP 34-387-30-MTP ARTEP 34-388-30-MTP ARTEP 34-393-30-MTP ARTEP 34-396-30-MTP ARTEP 34-407-30-MTP ARTEP 34-143-30-MTP
34-4-0603	Prepare the All Source Analysis System Remote Workstation (ASAS-RWS) for Redeployment	ARTEP 34-143-31-MTP ARTEP 34-397-30-MTP ARTEP 34-397-32-MTP

OPFOR TASKS AND STANDARDS

TASK: Disrupt Enemy Movement and Operations Using Tactical Nuclear Weapons (34-OPFOR-1002)

CONDITION: Orders have been received to use tactical nuclear weapons in the enemy's rear. Key locations have been identified.

STANDARD: Tactical nuclear missiles were delivered on target. Movement of equipment and supplies was disrupted or delayed to forward areas. Enemy equipment and supplies were destroyed. A high rate of nuclear casualties was inflicted among enemy troops.

TASK: Disrupt Enemy Movement and Operations Using Persistent and Non-Persistent Chemical Weapons (34-OPFOR-1001)

CONDITION: Conventional artillery weapons or aircraft are available to deliver chemical weapons. Routes and key bases in the rear area have been selected.

STANDARD: Chemical agents were delivered into targeted areas. The movement of enemy supplies and equipment to forward areas was delayed by disrupting command and control systems. Enemy movement was successfully channeled into predesignated ambush areas. Enemy supplies and equipment were contaminated. A high rate of casualties were inflicted on enemy forces.

TASK: Conduct Raid (34-OPFOR-1009)

CONDITION: OPFOR element has occupied an objective rally point and has orders to conduct a raid on a rear area base.

STANDARD: Enemy forces were surprised. Assaulted enemy support base and accomplished assigned tasks. Specified equipment and supplies were destroyed. Decisive engagement was avoided. All personnel were withdrawn from the area within the prescribed time. The collected intelligence data satisfied the Priority Intelligence Requirements.

ELEMENT: ALL SOURCE INTEL SEC

TASK: Conduct All Source Analysis System (ASAS) Operations (34-4-0602)
 (FM 34-130) (FM 3-0) (FM 19-30)
 (FM 21-26) (FM 34-1) (FM 34-10)
 (FM 34-2) (FM 34-25) (FM 34-3)
 (FM 34-35) (FM 34-40-3) (FM 34-54)
 (FM 34-8) (FM 34-80)

ITERATION: 1 2 3 4 5 M (Circle)
COMMANDER/LEADER ASSESSMENT: T P U (Circle)

CONDITIONS: The all source analysis system (single source, all source, and remote work station variants), and it's associated communications network is employed and operational in a tactically survivable secure setting. all source analysis system is part of the multi-echelon system of systems used by both higher and subordinate elements. Some iterations of this task should be performed in MOPP4.

TASK STANDARDS: Identified high value targets and high payoff targets and provided lists within required suspense times (see unit tactical standing operating procedures). Generated a report to satisfy each priority intelligence requirements within unit standing operating procedures suspenses after event recognition. Reported the enemy disposition, to the greatest degree possible, in an enemy situation report at the end of each 12-hour period.

TASK STEPS AND PERFORMANCE MEASURES	GO	NO-GO
<p>1. Provide command and control of the G2 tactical operations center or Analysis and Control Team (ACT) operations. Note: This task will apply to All Source Analysis System (ASAS) teams located in the divisional and regimental tactical operations centers or brigade ACTs.</p> <p>a. Synchronization.</p> <ul style="list-style-type: none"> (1) Facilitate intra-G2 tactical operations center/ACT communications. (2) Set G2 tactical operations center/ACT mission priorities based on the commander's guidance. (3) Obtain/recommend/synchronize with maneuver priority intelligence requirements. (4) Estimate time/standards (reports, databases, etc.). (5) Ensure communications are established and maintained. (6) Review intelligence products for accuracy and timeliness. <p>b. Maintain awareness of friendly situation.</p> <ul style="list-style-type: none"> (1) Obtain/maintain/disseminate friendly graphics. (2) Communicate intent and impact to the G2/S2. (3) Obtain/disseminate the front line trace. <p>c. Establish and maintain communications.</p> <ul style="list-style-type: none"> (1) Operate in accordance with the organic standing operating procedures. (2) Provide communications/frequency deconfliction and Internet protocol. (3) Provide intelligence and electronic warfare communications. (4) Track communications status (conduct loop-back testing to determine the location of communications failures). (5) Work alternate channels as required. (6) Run/maintain communications terminals. (7) Plan, monitor, and maintain set of "R" routers. (8) Work formats (training input). 		

TASK STEPS AND PERFORMANCE MEASURES	GO	NO-GO
<p>(9) Track accomplishment of each message (dissemination). (10) Prioritize for establishing/degrading operations circuits.</p> <p>d. Validate Analysis and Control Element (ACE) requirements. (1) Validate non-standing operating procedure requirements. (2) Prioritize. (3) Track completion of tasks.</p> <p>e. Sustainment. (1) Maintain priorities. (2) Maintain soldier fill priorities. (3) Maintain maintenance status. (4) Maintain training status (M1/Operator Skills). (5) Maintain internal ACE/ACT logistics (Class I, III, V, etc.). (6) Coordinate with supported elements for support.</p> <p>f. Operations support. (1) Maintain security. (2) Maintain safety. (3) Provide system configuration. (4) Provide manning/position priorities. (5) Provide command and control of set up/tear down. (6) Coordinate with the special security officer for tactical sensitive compartmented information facility requirements as needed. (7) Establish deployment planning priorities IAW the time-phased force and deployment list. (8) Provide ACE/supporting military intelligence unit coordination with other brigade staff. (9) Set message release authority priorities.</p> <p>2. Conduct intelligence preparation of the battlefield and provide products to the staff and subordinate commands.</p> <p>a. Analyze the mission to establish initial database requirements in terms of enemy, geographical, and climatological information needs.</p> <p>b. Coordinate with ACE for initial collection requirements to fill database gaps.</p> <p>c. Determine area of interest and area of operations in coordination with the G2/S2 & G3/S3 plans. (1) Area of operations based on mission, equipment, terrain, troops-time and civilian considerations and forward line of troops. (2) Area of interest based on mission, equipment, terrain, troops-time and civilian considerations and commander's concept of operations. (3) Analyze current/future requirements. (4) Area of operations or contingency. (5) Analyze to define/recommend area of interest.</p> <p>d. Refine priority intelligence requirements and information requests as needed..</p> <p>e. Describe the battlefield's effects. (1) Coordinate with weather/terrain teams. (2) Develop terrain sub-factor overlays, combined obstacle overlays, and mobility analysis in coordination with the engineer terrain team via the digital topographic support system when available. (a) Develop the terrain database. (b) Analyze the terrain factor overlays. (c) Develop the modified combined obstacle overlay (some units may use modified combined obstacle overlays developed by the engineer terrain team). (d) Identify avenues of approach. (e) Analyze avenues of approach.</p>		

TASK STEPS AND PERFORMANCE MEASURES	GO	NO-GO
<ul style="list-style-type: none"> (f) Develop avenues of approach overlays. (3) Analyze weather factors and develop weather overlays in coordination with the Air Force weather team via the integrated meteorological system when available. <ul style="list-style-type: none"> (a) Develop weather factor analysis. (b) Develop weather critical values. (c) Develop the weather database. (d) Develop weather factor overlays. (e) Determine the impact of weather on terrain operations. (4) Show the impact on enemy and friendly operations. (5) Perform the intelligence preparation of the battlefield process using the products issued by the terrain team which include identified avenues of approach, mobility corridors, target areas of interest, named areas of interest, battle positions, and others. (6) Determine other characteristics of the battlefield that could effect operations through the identification of: <ul style="list-style-type: none"> (a) Demographic, political, and socioeconomic factors; (b) Infrastructures (transportation, telecommunications, etc.). f. Evaluate the threat. <ul style="list-style-type: none"> (1) Review existing doctrine and order of battle. (2) Produce doctrinal templates. (3) Identify unknowns. (4) Request information from higher level to satisfy unknowns. (5) Input to high value targets and high payoff targets. g. Determine threat courses of action. <ul style="list-style-type: none"> (1) Determine threat courses of action to blue operations. (2) Input to the intelligence and electronic warfare synchronization matrix. (3) Include all enemy battlefield operating systems. (4) Develop multi-source indicators (current/future). h. Reporting. <ul style="list-style-type: none"> (1) Pass to the S2 Section for dissemination. (2) Pass to analysis. 3. Perform analysis (ASAS). <ul style="list-style-type: none"> a. Identify gaps/requirements. <ul style="list-style-type: none"> (1) Identify key priority intelligence requirements/high payoff targets resolutions. <ul style="list-style-type: none"> (a) Priority intelligence requirements resolution should include the specific requirement and latest time information is of value. (b) High payoff targets resolution should be tied to the target selection standards and attack guidance matrix. (2) Notify the ACE/ACT chief (develop specifics). (3) Perform manual correlation. (4) Build event alarms to include both single source and multi-source alarms. (5) Respond to priority intelligence requirements and requests for information. (6) Identify unit, activity, and equipment. (7) Provide data for force protection to include the integration of HUMINT sources. (8) Provide predictive intelligence based on current situation. (9) Provide longer-term battle damage assessment that indicates remaining threat capabilities and current or emerging threat vulnerabilities. (10) Provide reportable information to the G2/S2 and fire support officer. 		

TASK STEPS AND PERFORMANCE MEASURES	GO	NO-GO
<p>(11) Build databases. Assist ACT in deconflicting ACE/ACT database holdings.</p> <p>b. Situation development.</p> <ol style="list-style-type: none"> (1) Template/develop enemy courses of action. (2) Maintain the situation map. (3) Maintain adjacent and higher friendly operations. (4) Produce indicators/event templates. <ol style="list-style-type: none"> (a) Include predicted threat decision points. (b) Include all threat actions relative to friendly decision points, priority intelligence requirements and high payoff targets. (5) Participate in war gaming/planning. (6) Maintain enemy courses of action. <ol style="list-style-type: none"> (a) Maintain current enemy courses of action. (b) Develop possible future enemy courses of action . <p>c. Perform database management.</p> <ol style="list-style-type: none"> (1) Load initial database information. (2) Define the area of operations. (3) Set alarms/queries. (4) Update/edit/purge (as required). <p>d. Provide intelligence support to force protection.</p> <ol style="list-style-type: none"> (1) Provide threat collection capabilities in intelligence preparation of the battlefield (current/future). (2) Identify friendly weaknesses and vulnerabilities. (3) Recommend counter-reconnaissance, intelligence, surveillance, target acquisition actions. <ol style="list-style-type: none"> (a) Counter-reconnaissance, intelligence, surveillance, target acquisition actions plan must be based upon threat signatures and friendly capabilities. (b) Identify requirements requiring external or higher assistance. (c) Determine the impact of failure to counter threat capabilities. (4) Provide intelligence support to electronic attack and electronic protection. <p>e. Reporting.</p> <ol style="list-style-type: none"> (1) Respond to requests for information. (2) Provide input to high value targets and high payoff targets. (3) Provide input to battle damage assessment. (4) Provide situation report to subordinate/higher. (5) Provide tactical warnings. (6) Execute message release authority as required/authorized. (7) Base reporting on prioritized requirements. <p>4. Provide support to collection management (The mission management and asset management (technical control) portions of collection management will be performed by the echelon ACE).</p> <ol style="list-style-type: none"> a. Develop, coordinate, and recommend priority intelligence requirements/information requirements in consonance with the commander and G3 in support of preparation of the collection plan. b. Perform the requirements management portion of the collection management process with the S2 Section. <ol style="list-style-type: none"> (1) Participate in war games. (2) Disseminate information requirements. (3) Assist collection manager in processing requirements from higher/adjacent/subordinate units. Include validation, also implies structured query language/query development. 		

TASK STEPS AND PERFORMANCE MEASURES	GO	NO-GO
<p>(4) Receive, modify, and coordinate/exchange the intelligence and electronic warfare collection plan developed by the ACE collection management section. This includes the capability to coordinate collection requirements with other staff elements and update as appropriate.</p> <p>c. Support to mission management.</p> <p>(1) Forward unit capabilities status, to include maneuver units, non-military intelligence collection systems, etc. to collection manager.</p> <p>(2) Assist in developing the intelligence synchronization matrix and friendly scheme of maneuver. Receive, update, and coordinate/exchange an automated intelligence and electronic warfare synchronization matrix developed by the ACE collection management section. This includes the capability to coordinate/merge the intelligence and electronic warfare battlefield forward area collection activities with the maneuver battlefield forward area concept of operations.</p> <p>(3) Forward subordinate priority intelligence requirements to collection manager.</p> <p>5. Provide support to targeting. Receive, store, create, edit, and exchange the following targeting information/products to perform its overall target development/coordination functions:</p> <p>a. Protected target list;</p> <p>b. Taboo, restricted, and guarded frequency Lists;</p> <p>c. High value targets/high payoff targets lists;</p> <p>d. Target selection standards;</p> <p>e. Attack guidance matrix;</p> <p>f. Target spread sheets;</p> <p>g. Target sheets;</p> <p>h. Fire support, electronic warfare, information operations, and intelligence annexes of the operations order.</p> <p>6. Dissemination.</p> <p>a. Identify/track required reports.</p> <p>(1) Outgoing: log acknowledgments/non-acknowledgments.</p> <p>(2) Identify primary, secondary, and tertiary communications for each type of product (standard).</p> <p>(3) Monitor status of collateral-level intelligence related communications.</p> <p>(4) Build data authentication groups, address indicator groups, plain language address databases, routers, and message profiles. (Communications address groups)</p> <p>b. Quality control/format.</p> <p>(1) Check classification and structure of each message.</p> <p>(2) Input training shortcomings.</p> <p>c. Maintain incoming/outgoing message journal.</p> <p>d. Identify and track internal/external distribution/routing.</p> <p>(1) Set tables.</p> <p>(2) Track distribution/routing.</p> <p>e. Execute message release authority.</p> <p>(1) Coordinate with ACE main.</p> <p>(2) Execute release priorities.</p> <p>f. Identify and track nonstandard distribution.</p> <p>7. Execute interface between ASAS-RWS-ACE, ASAS-RWS/army battle command system and other ASAS-RWS terminals.</p>		

TASK STEPS AND PERFORMANCE MEASURES	GO	NO-GO
a. Conduct external database coordination with ASAS-RWS and the ACE all source element. <ul style="list-style-type: none"> (1) Identify external user requirements. (2) Establish external database coordination criteria. (3) Perform manual Message release authority operations. b. Perform ASAS army battle command system automated message function. c. Generate and respond to requests for information as needed.		

TASK PERFORMANCE / EVALUATION SUMMARY BLOCK							
ITERATION	1	2	3	4	5	M	TOTAL
TOTAL TASK STEPS EVALUATED							
TOTAL TASK STEPS "GO"							
TRAINING STATUS "GO"/"NO-GO"							

"*" indicates a leader task step.

SUPPORTING INDIVIDUAL TASKS

Task Number	Task Title	References
113-600-2001(SL1)	Communicate Via a Tactical Telephone	STP 21-1-SMCT
113-637-2001(SL1)	Communicate via a Tactical Radio	STP 21-1-SMCT
301-371-1000(SL1)	REPORT INTELLIGENCE INFORMATION	STP 21-1-SMCT
850-001-2000(SL2)	Employ Accident Prevention Measures and Risk Mgt Process	STP 21-24-SMCT
850-001-3001(SL3)	Control Mission Safety Hazard	STP 21-24-SMCT

SUPPORTING COLLECTIVE TASKS

Task Number	Task Title	References
34-4-0600	Prepare the All Source Analysis System (ASAS) for Redeployment	ARTEP 34-113-11-MTP
		ARTEP 34-114-30-MTP
		ARTEP 34-144-30-MTP
		ARTEP 34-353-30-MTP
		ARTEP 34-355-MTP
		ARTEP 34-357-30-MTP
		ARTEP 34-387-30-MTP
		ARTEP 34-388-30-MTP
		ARTEP 34-393-30-MTP
		ARTEP 34-396-30-MTP
		ARTEP 34-407-30-MTP
34-4-0603	Prepare the All Source Analysis System Remote Workstation (ASAS-RWS) for Redeployment	ARTEP 34-143-30-MTP
		ARTEP 34-143-31-MTP
		ARTEP 34-397-30-MTP
		ARTEP 34-397-32-MTP

OPFOR TASKS AND STANDARDS

TASK: Disrupt Enemy Movement and Operations Using Persistent and Non-Persistent Chemical Weapons (34-OPFOR-1001)

CONDITION: Conventional artillery weapons or aircraft are available to deliver chemical weapons. Routes and key bases in the rear area have been selected.

STANDARD: Chemical agents were delivered into targeted areas. The movement of enemy supplies and equipment to forward areas was delayed by disrupting command and control systems. Enemy movement was successfully channeled into predesignated ambush areas. Enemy supplies and equipment were contaminated. A high rate of casualties were inflicted on enemy forces.

TASK: Conduct Electronic Warfare (34-OPFOR-1012)

CONDITION: OPFOR employs collection and direction finding assets (ground and air), to monitor and locate enemy forces.

STANDARD: The positions of enemy command, intelligence, and logistics units were located. The locations of the positions were forwarded to OPFOR headquarters. Jamming signals were used against enemy radio receivers. Enemy radio nets were monitored and all information of intelligence value was reported to OPFOR HQ.

TASK: Disrupt Enemy Movement and Operations Using Tactical Nuclear Weapons (34-OPFOR-1002)

CONDITION: Orders have been received to use tactical nuclear weapons in the enemy's rear. Key locations have been identified.

STANDARD: Tactical nuclear missiles were delivered on target. Movement of equipment and supplies was disrupted or delayed to forward areas. Enemy equipment and supplies were destroyed. A high rate of nuclear casualties was inflicted among enemy troops.

TASK: Conduct Raid (34-OPFOR-1009)

CONDITION: OPFOR element has occupied an objective rally point and has orders to conduct a raid on a rear area base.

STANDARD: Enemy forces were surprised. Assaulted enemy support base and accomplished assigned tasks. Specified equipment and supplies were destroyed. Decisive engagement was avoided. All personnel were withdrawn from the area within the prescribed time. The collected intelligence data satisfied the Priority Intelligence Requirements.

ELEMENT: AIR RECON SECTION

TASK: Establish the Unmanned Aerial Vehicle Launch & Recovery Site (34-4-1000)
 (FM 100-103-1) (AR 95-2) (FM 3-0)
 (FM 17-98) (FM 34-1) (FM 34-2)
 (FM 34-25-2) (FM 34-25-3)

ITERATION: 1 2 3 4 5 M (Circle)

COMMANDER/LEADER ASSESSMENT: T P U (Circle)

CONDITIONS: Given a mission tasking, site survey, set-up team, Launch and Recovery Site (LRS) Plan, Unmanned Aerial Vehicles (UAV), Ground Control Station (GCS), Ground Data Terminal (GDT) [or Launch and Recovery Terminal], Mobile Power Unit (MPU), chock run-up stand, runway lighting, External Pilot Stand (EPS) and equipment, associated wheeled vehicles, tools and equipment, appropriate references, Arresting Gear (if required), Tactical Automated Landing System (if available), and Launcher (if required). Some iterations of this task should be performed in MOPP4.

TASK STANDARDS: Performed Launch and Recovery (L/R) Site setup without safety and environmental violations within four hours in accordance with the Operations Order (OPORD) and Site Plan.

TASK STEPS AND PERFORMANCE MEASURES	GO	NO-GO
<p>1. Platoon Leader and Sergeant determines Unmanned Aerial Vehicle (UAV) Site locations and layouts prior to site occupation.</p> <p>a. Select a primary and alternate site based on mission, enemy, troops, terrain-time and civilian (METT-TC) considerations.</p> <p>Note: Runway surface, water accumulation, and direction of prevailing winds must also be considered in Site Selection.</p> <p>(1) Selected Launch and Recovery (L/R) site should provide enough space for all site equipment and have a runway length and type that will satisfy the needs of the Unmanned Aerial Vehicle.</p> <p>(2) Areas with high population densities and obstructing power lines should be avoided.</p> <p>(3) The L/R site terrain and location should be able to maintain communication with the Mission Planning and Control Site (MPCS), and effectively hand-off and receive the UAV.</p> <p>b. Platoon Sergeant prepares and briefs the Site layout to key leaders from the Ground Control Station (GCS) Team, External Pilot (EP) Team, Flight Line Operator (FLO) Team, and Maintenance Team.</p> <p>2. All sections occupy the L/R site and security of the L/R site is established, if required by METT-TC considerations.</p> <p>3. The L/R site GCS personnel emplace the GCS, Ground Data Terminal (GDT), and Mobile Power Unit (MPU).</p> <p>a. Emplace and properly ground the GCS in a location to support flight line operations.</p> <p>b. Emplace and properly ground the MPU in a position to hard wire to and provide power to the GCS. Temporary environmental protection precautionary measures must be in place.</p> <p>c. Emplace GDT in a position to hard wire to the GCS, and provide data link to the UAV.</p> <p>d. Connect all cables between the GCS, GDT, and the MPU.</p>		

TASK STEPS AND PERFORMANCE MEASURES	GO	NO-GO
<p>4. The FLO and Maintenance Teams emplace UAV inside the inspection and maintenance area.</p> <ul style="list-style-type: none"> a. Emplace the inspection and maintenance area off of the runway, but in close proximity to provide the UAV access to both the chock run-up stand and fuel point. b. Position UAV in containers in the maintenance area. <p>5. The FLO and Maintenance Team emplace the fuel point.</p> <ul style="list-style-type: none"> a. Emplace the fuel point a safe distance from maintenance area. b. The fuel point must be properly grounded, have safety gear for personnel, and temporary environmental protection precautionary measures in place. <p>6. The FLO and Maintenance Team emplace runway equipment and chock run-up stand.</p> <ul style="list-style-type: none"> a. Emplace chock run-up stand in close proximity to the flight line and with line of sight to the GDT. b. Emplace Flight Line Operator power unit and equipment to support the chock run-up stand. c. Emplace Arresting Gear (if required). d. Emplace Rocket Assisted Take-Off (RATO) Launcher (if required). <p>7. The EPs emplace the EP Stand.</p> <ul style="list-style-type: none"> a. Position EP Stand at the approximate center point of the runway and hard wire to the GCS. b. Check runway surface and clear runway of any foreign objects. c. Emplace runway lighting (if required). <p>8. All teams power up all shelters and equipment, verify interconnectivity between equipment, perform system checks, and establish communication.</p> <p>9. All teams improve the L/R site.</p> <ul style="list-style-type: none"> a. Set up Mobile Maintenance Facility (MMF) in the maintenance area. b. Improve environmental protection measures for the fuel point, MPU, and vehicles. c. Camouflage and/or conceal vehicles and equipment. d. Continuously improve site location as mission and time permits. 		

TASK PERFORMANCE / EVALUATION SUMMARY BLOCK							
ITERATION	1	2	3	4	5	M	TOTAL
TOTAL TASK STEPS EVALUATED							
TOTAL TASK STEPS "GO"							
TRAINING STATUS "GO"/"NO-GO"							

"**" indicates a leader task step.

SUPPORTING INDIVIDUAL TASKS

Task Number	Task Title	References
052-191-1361(SL1)	CAMOUFLAGE YOURSELF AND YOUR INDIVIDUAL EQUIPMENT	STP 21-1-SMCT
052-191-1362(SL1)	CAMOUFLAGE EQUIPMENT	STP 21-1-SMCT
071-022-0015(SL1)	Prepare a Range Card for a Caliber .50 M2 Machine Gun	STP 21-1-SMCT

SUPPORTING INDIVIDUAL TASKS

Task Number	Task Title	References
071-312-4032(SL1)	Prepare a Range Card for an M249 Machine Gun	STP 21-1-SMCT
071-325-4425(SL1)	Employ an M18A1 Claymore Mine	STP 21-1-SMCT
071-326-0513(SL1)	Select Temporary Fighting Positions	STP 21-1-SMCT
071-326-3013(SL3)	CONDUCT A TACTICAL ROAD MARCH	STP 21-24-SMCT
071-326-5502(SL2)	Issue a Fragmentary Order	STP 21-24-SMCT
071-326-5503(SL2)	Issue a Warning Order	STP 21-24-SMCT
071-326-5703(SL1)	Construct Individual Fighting Positions	STP 21-1-SMCT
071-326-5704(SL2)	Supervise Construction of a Fighting Position	STP 21-24-SMCT
071-326-5705(SL2)	Establish an Observation Post	STP 21-24-SMCT
071-326-5805(SL3)	Conduct a Route Reconnaissance Mission	STP 21-24-SMCT
071-329-1019(SL2)	Use a Map Overlay	STP 21-24-SMCT
071-329-1030(SL1)	Navigate from One Point on the Ground to Another Point While Mounted	STP 21-1-SMCT
071-331-0815(SL1)	Practice Noise, Light, and Litter Discipline	STP 21-1-SMCT
071-410-0012(SL3)	Conduct Occupation of an Assembly Area	STP 21-24-SMCT
071-430-0002(SL2)	Conduct a Defense by a Squad	STP 21-24-SMCT
071-430-0006(SL4)	Conduct a Defense by a Platoon	STP 21-24-SMCT
091-CLT-4029(SL2)	Supervise Preventive Maintenance Checks and Services (PMCS)	STP 21-24-SMCT
101-92Y-0002(SL3)	Plan Tactical Re-Supply Operations	STP 21-24-SMCT
101-92Y-0006(SL2)	Inspect equipment for accountability, cleanliness, and serviceability	STP 21-24-SMCT
113-637-2001(SL1)	Communicate via a Tactical Radio	STP 21-1-SMCT
151-357-0001(SL4)	Supervise CSS Functions During Platoon Operations	STP 21-24-SMCT
441-091-3000(SL3)	Supervise the Implementation of Air Defense Measures	STP 21-24-SMCT
850-001-2000(SL2)	Employ Accident Prevention Measures and Risk Mgt Process	STP 21-24-SMCT
850-001-3001(SL3)	Control Mission Safety Hazard	STP 21-24-SMCT
850-001-4001(SL4)	Integrate Risk Mgt Into Platoon	STP 21-24-SMCT

SUPPORTING COLLECTIVE TASKS: NONE**OPFOR TASKS AND STANDARDS**

TASK: Disrupt Enemy Movement and Operations Using Tactical Nuclear Weapons (34-OPFOR-1002)

CONDITION: Orders have been received to use tactical nuclear weapons in the enemy's rear. Key locations have been identified.

STANDARD: Tactical nuclear missiles were delivered on target. Movement of equipment and supplies was disrupted or delayed to forward areas. Enemy equipment and supplies were destroyed. A high rate of nuclear casualties was inflicted among enemy troops.

TASK: Conduct Air Attacks (34-OPFOR-1006)

CONDITION: OPFOR elements in the rear area have forwarded the coordinates of enemy facilities/elements. OPFOR aircraft have been dispatched to attack enemy installations or convoys.

STANDARD: Support sites, command and control facilities, and/or convoys were located. Attack runs on designated targets were conducted. Enemy equipment, supplies, and vehicles were destroyed and enemy personnel were killed.

TASK: Disrupt Enemy Movement and Operations Using Persistent and Non-Persistent Chemical Weapons (34-OPFOR-1001)

CONDITION: Conventional artillery weapons or aircraft are available to deliver chemical weapons. Routes and key bases in the rear area have been selected.

STANDARD: Chemical agents were delivered into targeted areas. The movement of enemy supplies and equipment to forward areas was delayed by disrupting command and control systems. Enemy movement was successfully channeled into predesignated ambush areas. Enemy supplies and equipment were contaminated. A high rate of casualties were inflicted on enemy forces.

TASK: Conduct Aerial Reconnaissance (34-OPFOR-1007)

CONDITION: OPFOR HQ requires intelligence on the location and identification of enemy elements. Aircraft is dispatched to take photographs and conduct a visual inspection of enemy area.

STANDARD: Located and photographed enemy positions in assigned sectors, to include: support and storage bases and command and control facilities. Visual checks were conducted when possible. The enemy was not engaged. Priority Intelligence Requests and other Information Requirements were reported to OPFOR HQ.

TASK: Conduct Hasty Ambush (34-OPFOR-1003)

CONDITION: OPFOR element is moving in a concealed area when an enemy element is reported moving along an adjacent route.

STANDARD: The ambush site was prepared before the arrival of enemy element. The enemy force was surprised and casualties were inflicted within the designated kill zone. Delayed enemy march element from reaching its specified destination. Withdrew, on order, within two minutes of ambush initiation. Reported results of mission to headquarters.

TASK: Conduct Raid (34-OPFOR-1009)

CONDITION: OPFOR element has occupied an objective rally point and has orders to conduct a raid on a rear area base.

STANDARD: Enemy forces were surprised. Assaulted enemy support base and accomplished assigned tasks. Specified equipment and supplies were destroyed. Decisive engagement was avoided. All personnel were withdrawn from the area within the prescribed time. The collected intelligence data satisfied the Priority Intelligence Requirements.

TASK: Attack (34-OPFOR-1010)

CONDITION: Enemy rear area support base has been located. PIR's and other intelligence requirements have been obtained by OPFOR patrols. Element has automatic and anti-armor weapons, and light mortars. Element is approximately the size of two platoons.

STANDARD: An attack plan was developed. An attack was initiated using a scheme of maneuver that exploited enemy flanks, gaps, and weaknesses. Covered and concealed routes were used to approach enemy areas. Employed indirect fire to support attack. Penetrated enemy defenses. Destroyed equipment and supplies, inflicted casualties, isolated the support base, and blocked reinforcements. The enemy unit was forced to displace.

TASK: Maintain Contact (34-OPFOR-1011)

CONDITION: OPFOR element is tactically engaged with enemy base defense forces. Enemy forces are withdrawing under pressure.

STANDARD: The enemy forces were engaged decisively. As the enemy withdrew, the unit or force advanced maintaining contact.

TASK: Conduct Deliberate Ambush (34-OPFOR-1004)

CONDITION: OPFOR element is operating along an enemy major supply route. Intelligence has reported an enemy convoy approaching the element. Headquarters has ordered complete destruction of the march element. The march element is approximately fifteen minutes from the ambush point. OPFOR element possesses automatic weapons, anti-armor weapons, and command detonated mines.

STANDARD: Prepared ambush site before arrival of enemy convoy. Surprised enemy forces. Forced enemy march element to halt in kill zone. Killed, wounded, or captured enemy personnel and destroyed all vehicles and equipment. Consolidated and withdrew from the area on order. Results of the mission were reported to headquarters.

ELEMENT: AIR RECON SECTION

TASK: Conduct Unmanned Aerial Vehicle Launch Operations (34-4-1001)
 (FM 34-25-2) (AR 95-2) (FM 100-103-1)
 (FM 3-0) (FM 17-98) (FM 34-1)
 (FM 34-2) (FM 34-25-3)

ITERATION: 1 2 3 4 5 M (Circle)

COMMANDER/LEADER ASSESSMENT: T P U (Circle)

CONDITIONS: Given a mission requirement, emplaced launch and recovery station, Ground Control Station (GCS), Ground Data Terminal (GDT) [or Launch Recovery Terminal], Mobile Power Unit (MPU), Unmanned Aerial Vehicle (UAV), external pilot with flight control box, Flight Line Operators (FLO), support personnel, chock run up stand, arresting gear, launcher, runway lighting, associated wheeled vehicles, tools and equipment, and appropriate references. A Rocket Assisted Take Off (RATO) launcher may or may not be required.

Some iterations of this task should be performed in MOPP4.

TASK STANDARDS: Performed runway launch procedures, to include shelter power-up through launch, without safety violations and in accordance with TM 9-5895-692-10-1 and TM 9-5895-692-10-2.

TASK STEPS AND PERFORMANCE MEASURES	GO	NO-GO
<p>1. Mission Commander and platoon headquarters receive mission statement and analyze its requirements.</p> <ul style="list-style-type: none"> a. Determine mission requirements for payload, launch time, amount of fuel, airspace, frequencies, and personnel required to launch the Unmanned Aerial Vehicle (UAV). b. Mission commander and platoon head quarters element coordinate with higher headquarters for, weather forecasts, airspace, and frequencies. c. Mission commander gives the mission warning order to the section leaders and announces time and location of the mission brief. d. The mission commander prepares the mission briefing and (if required) either writes the UAV mission plan or instructs the Ground Control Station (GCS) personnel to write it. <p>2. Maintenance and Flight Line Operator (FLO) teams determine which UAV will perform the mission and prepares the UAV for the mission.</p> <p>NOTE: The UAV logbook is updated continuously as all actions occur on the UAV.</p> <ul style="list-style-type: none"> a. The UAV maintenance checks and inspections will be completed, maintenance performs quality assurance and quality control checks on all equipment. b. The UAV is completely assembled and the mission's payload is installed. Maintenance performs quality assurance and quality control checks on all equipment. c. The UAV will be fueled to meet the required mission. d. The UAV is brought to the flight line and secured in the chock run-up stand with power applied e. Maintenance personnel and the Air Vehicle Operator (AVO) perform quality assurance and quality control checks on the arresting gear. f. GCS personnel and AVO prepare runway and proraes for flight operations by: 		

TASK STEPS AND PERFORMANCE MEASURES	GO	NO-GO
<p>(1) Checking wind direction and direction of launch, and recovering arresting gear pendants to the up wind side of the runway.</p> <p>(2) Emplacing the runway lighting if needed.</p> <p>(3) Checking runway surface and removing foreign objects.</p> <p>(4) Installing Flight Control Boxes to stands</p> <p>3. The GCS personnel, the AVO, and Mission Payload Operator (MPO) for both shelters, prepare their shelters for operation.</p> <p>a. GCS personnel and the AVO power up the MPU, GCS, GDT, and verify system operability.</p> <p>b. The GCS personnel and AVO enter mission presets to the shelter.</p> <p>c. The GCS personnel and AVO verify audio communications with all mission-required contacts.</p> <p>4. The mission commander conducts the mission briefing with all Launch Recovery Site (LRS) teams present.</p> <p>NOTE: In Split Site Operations the mission plan and flight schedules are provided to the LRS and the mission briefing is not conducted physically on the LRS. The forward mission GCS loads the mission plan into their shelter.</p> <p>5. LRS and the AVO coordinate preflight operations.</p> <p>a. The AVO establishes communication with the UAV and loads presets into it.</p> <p>b. The AVO and FLO personnel all work in unison following the AVO checklist to:</p> <p>(1) Check the GCS, GDT, and EP Flight Control Boxes ability to operate and perform commands to the UAV.</p> <p>(2) Check data link communication with the UAV.</p> <p>(3) Check UAV flight control responsiveness and sensors.</p> <p>(4) Check UAV lights.</p> <p>(5) Load and check UAV autonomous flight settings (i.e. return home settings, navigational settings).</p> <p>(6) Check the parachute recovery system.</p> <p>(7) Check the mission payload.</p> <p>(8) Check the engine(s) and propeller(s) performance.</p> <p>Note: If the UAV fails to meet acceptance criteria for flight operations the Maintenance Team and FLOs will either make corrections in the chock run up stand, or return the UAV to the maintenance area for testing and repairs, and prepare another UAV for launch.</p> <p>(9) The AVO and FLO team confirm that all functional checks on the UAV and their equipment is operational.</p> <p>6. The AVO and FLO team launch UAV.</p> <p>a. The AVO and FLO team continuously monitor the UAV.</p> <p>b. The UAV is walked to the predetermined runway launch point by the FLO team while the EPs assist with steering and engine(s) speed.</p> <p>c. The AVO obtain final launch clearance from the mission commander and Air Traffic Control, or who ever is controlling the airspace.</p> <p>d. The FLO team performs final end of runway checks and removes the parachute recovery safety pin.</p> <p>e. The AVO launches the UAV while the AVO calls out critical flight data to the EP.</p> <p>f. The AVO flies the UAV in the local pattern until sufficient altitude is attained.</p> <p>g. The EP hands control of the UAV off to the AVO.</p> <p>h. The AVO flies the UAV to the handoff point of the mission GCS.</p> <p>i. The UAV is handed off to the mission GCS for the mission, and the AVO continuous to monitor the flight as a back up control shelter (if required).</p>		

TASK STEPS AND PERFORMANCE MEASURES	GO	NO-GO
7. The AVO and FLO personnel work in unison to conduct rocket assisted take off (RATO) procedures (if available). <ul style="list-style-type: none"> a. Conduct launcher and launch control box checks. b. Setup UAV on launcher. c. Perform normal preflight checks of UAV. d. Install rocket assisted takeoff rocket motor. e. Perform normal engine start-up checks. f. Conduct rocket assisted takeoff prelaunch checks. 		

TASK PERFORMANCE / EVALUATION SUMMARY BLOCK							
ITERATION	1	2	3	4	5	M	TOTAL
TOTAL TASK STEPS EVALUATED							
TOTAL TASK STEPS "GO"							
TRAINING STATUS "GO"/"NO-GO"							

"*" indicates a leader task step.

SUPPORTING INDIVIDUAL TASKS

Task Number	Task Title	References
071-326-5502(SL2)	Issue a Fragmentary Order	STP 21-24-SMCT
071-326-5503(SL2)	Issue a Warning Order	STP 21-24-SMCT
091-CLT-3009(SL4)	Supervise Maintenance Operations	STP 21-24-SMCT
091-CLT-4029(SL2)	Supervise Preventive Maintenance Checks and Services (PMCS)	STP 21-24-SMCT
101-92Y-0006(SL2)	Inspect equipment for accountability, cleanliness, and serviceability	STP 21-24-SMCT
850-001-2000(SL2)	Employ Accident Prevention Measures and Risk Mgt Process	STP 21-24-SMCT
850-001-3001(SL3)	Control Mission Safety Hazard	STP 21-24-SMCT
850-001-4001(SL4)	Integrate Risk Mgt Into Platoon	STP 21-24-SMCT

SUPPORTING COLLECTIVE TASKS: NONE

OPFOR TASKS AND STANDARDS

TASK: Disrupt Enemy Movement and Operations Using Tactical Nuclear Weapons (34-OPFOR-1002)

CONDITION: Orders have been received to use tactical nuclear weapons in the enemy's rear. Key locations have been identified.

STANDARD: Tactical nuclear missiles were delivered on target. Movement of equipment and supplies was disrupted or delayed to forward areas. Enemy equipment and supplies were destroyed. A high rate of nuclear casualties was inflicted among enemy troops.

TASK: Conduct Air Attacks (34-OPFOR-1006)

CONDITION: OPFOR elements in the rear area have forwarded the coordinates of enemy facilities/elements. OPFOR aircraft have been dispatched to attack enemy installations or convoys.

STANDARD: Support sites, command and control facilities, and/or convoys were located. Attack runs on designated targets were conducted. Enemy equipment, supplies, and vehicles were destroyed and enemy personnel were killed.

TASK: Disrupt Enemy Movement and Operations Using Persistent and Non-Persistent Chemical Weapons (34-OPFOR-1001)

CONDITION: Conventional artillery weapons or aircraft are available to deliver chemical weapons. Routes and key bases in the rear area have been selected.

STANDARD: Chemical agents were delivered into targeted areas. The movement of enemy supplies and equipment to forward areas was delayed by disrupting command and control systems. Enemy movement was successfully channeled into predesignated ambush areas. Enemy supplies and equipment were contaminated. A high rate of casualties were inflicted on enemy forces.

TASK: Conduct Aerial Reconnaissance (34-OPFOR-1007)

CONDITION: OPFOR HQ requires intelligence on the location and identification of enemy elements. Aircraft is dispatched to take photographs and conduct a visual inspection of enemy area.

STANDARD: Located and photographed enemy positions in assigned sectors, to include: support and storage bases and command and control facilities. Visual checks were conducted when possible. The enemy was not engaged. Priority Intelligence Requests and other Information Requirements were reported to OPFOR HQ.

TASK: Conduct Hasty Ambush (34-OPFOR-1003)

CONDITION: OPFOR element is moving in a concealed area when an enemy element is reported moving along an adjacent route.

STANDARD: The ambush site was prepared before the arrival of enemy element. The enemy force was surprised and casualties were inflicted within the designated kill zone. Delayed enemy march element from reaching its specified destination. Withdrew, on order, within two minutes of ambush initiation. Reported results of mission to headquarters.

TASK: Conduct Raid (34-OPFOR-1009)

CONDITION: OPFOR element has occupied an objective rally point and has orders to conduct a raid on a rear area base.

STANDARD: Enemy forces were surprised. Assaulted enemy support base and accomplished assigned tasks. Specified equipment and supplies were destroyed. Decisive engagement was avoided. All personnel were withdrawn from the area within the prescribed time. The collected intelligence data satisfied the Priority Intelligence Requirements.

TASK: Attack (34-OPFOR-1010)

CONDITION: Enemy rear area support base has been located. PIR's and other intelligence requirements have been obtained by OPFOR patrols. Element has automatic and anti-armor weapons, and light mortars. Element is approximately the size of two platoons.

STANDARD: An attack plan was developed. An attack was initiated using a scheme of maneuver that exploited enemy flanks, gaps, and weaknesses. Covered and concealed routes were used to approach enemy areas. Employed indirect fire to support attack. Penetrated enemy defenses. Destroyed equipment and supplies, inflicted casualties, isolated the support base, and blocked reinforcements. The enemy unit was forced to displace.

TASK: Maintain Contact (34-OPFOR-1011)

CONDITION: OPFOR element is tactically engaged with enemy base defense forces. Enemy forces are withdrawing under pressure.

STANDARD: The enemy forces were engaged decisively. As the enemy withdrew, the unit or force advanced maintaining contact.

TASK: Conduct Deliberate Ambush (34-OPFOR-1004)

CONDITION: OPFOR element is operating along an enemy major supply route. Intelligence has reported an enemy convoy approaching the element. Headquarters has ordered complete destruction of the march element. The march element is approximately fifteen minutes from the ambush point. OPFOR element possesses automatic weapons, anti-armor weapons, and command detonated mines.

STANDARD: Prepared ambush site before arrival of enemy convoy. Surprised enemy forces. Forced enemy march element to halt in kill zone. Killed, wounded, or captured enemy personnel and destroyed all vehicles and equipment. Consolidated and withdrew from the area on order. Results of the mission were reported to headquarters.

ELEMENT: AIR RECON SECTION

TASK: Conduct Unmanned Aerial Vehicle Flight Operations (34-4-1002)
 (FM 34-25-2) (AR 95-2) (FM 100-103-1)
 (FM 3-0) (FM 17-98) (FM 34-1)
 (FM 34-2) (FM 34-25-3)

ITERATION: 1 2 3 4 5 M (Circle)

COMMANDER/LEADER ASSESSMENT: T P U (Circle)

CONDITIONS: Given a mission tasking, a launch and recovery site Ground Control Station (GCS), a mission GCS, a Unmanned Aerial Vehicle (UAV) in flight, associated equipment, personnel, appropriate references and emergency procedures.

Some iterations of this task should be performed in MOPP4.

TASK STANDARDS: Performed UAV flight operations within safe flight parameters to obtain the prescribed imagery intelligence. Task performance was in accordance with TM 9-5895-692-10-1 and TM 9-5895-692-10-2.

TASK STEPS AND PERFORMANCE MEASURES	GO	NO-GO
<p>1. All sections conduct preflight activities.</p> <ul style="list-style-type: none"> a. Mission Commander completes mission planning. b. Mission Commander disseminates mission requirements to Unmanned Aerial Vehicle sections. <p>Note: The Mission Ground Control Station (GCS) may be hard wired into either a Common Ground Station (CGS), or a Trojan Spirit to provide mission payload intelligence to brigade S-2, MI Company ISR Integration Team and supported units.</p> <ul style="list-style-type: none"> c. The Flight Line Operator (FLO) and Maintenance teams off load, assemble, and inspect Unmanned Aerial Vehicle (UAV). d. The FLO and Maintenance teams install the mission payload. e. The FLO team fuels the UAV. <p>2. The FLO, External Pilot (EP), Launch and Recovery Site (LRS) GCS, and Maintenance teams prepare the UAV for rolling takeoff.</p> <ul style="list-style-type: none"> a. Conduct UAV preflight procedures. b. Conduct engine start-up procedures. c. Conduct surface checks. d. Perform taxi procedures. e. Perform final end of runway checks (crew chief and maintenance personnel only). <p>3. The FLO, EP, and AVO conduct rocket assisted take-off (RATO) procedures (when required).</p> <ul style="list-style-type: none"> a. Conduct launcher and launch control box checks. b. Setup UAV on launcher. c. Perform normal preflight checks of UAV. d. Install rocket assisted takeoff rocket motor. e. Perform normal engine start-up checks. f. Conduct rocket assisted takeoff prelaunch checks. <p>4. The FLO, EP, and AVO launch UAV.</p> <p>5. Conduct control hand-off of the UAV from the EP to the AVO.</p>		

TASK STEPS AND PERFORMANCE MEASURES	GO	NO-GO
<p>a. The forward GCS serves as a backup if hand-off to another GCS is required.</p> <p>6. Perform control hand-off procedures for the UAV from LRS GCS to mission GCS.</p> <p>NOTE: If air data relay is required, a second UAV is prepared for flight and launched. A second GCS will control the second UAV and establish relay capability. Additionally, mission GCS will control mission relay and the UAV and the AVO will monitor the relay.</p> <p>7. The mission GCS team conduct the collection mission based on taskings. Note: The mission GCS may be hard wired into either a Common Ground Station (CGS) at the ISR Integration Platoon, or a Trojan Spirit to provide mission payload collected information to Brigade S-2, MI Company ISR Integration Platoon, and supported units. The mission GCS can also provide video to Brigade S-2, MI Company ISR Integration Platoon, and supported units by the use of Remote Video Terminals (RVT).</p> <ul style="list-style-type: none"> a. The AVO flies the UAV and operates the mission payload. b. Mission commander/data exploiter control the mission and monitor the payload observing either GCS video or RVT video. c. The analysis and control element, and analysis and control team coordinate the mission and monitor the payload through use of either RVT video, CGS video, or video from Trojan Spirit. d. Mission commander/data exploiter operator submit near-real time in-flight reports. e. Mission commander/data exploiter and analysis and control element update taskings as required. <p>8. Conduct dynamic re-tasking of the UAV. NOTE: The Reconnaissance, Surveillance, and Target Acquisition (RSTA) Squadron directs the dynamic retasking of the UAV within approved flight parameters. This retasking may be cued by input from the Brigade S2, supported unit, or other information and intelligence feeds.</p> <ul style="list-style-type: none"> a. The UAV flight path and mission is adjusted to satisfy the immediate collection or targeting effort. <p>9. All flight operations teams conduct return to base procedures.</p> <ul style="list-style-type: none"> a. Mission GCS hand-off control of the UAV to the AVO. b. The AVO will fly the UAV to within sight of, and hand off control of the UAV, to the EPs. c. The EPs will perform all procedures necessary to land the UAV. d. The FLO team and Maintenance personnel recover the UAV. <p>10. All teams from the LRS and forward site conduct post mission activities.</p> <ul style="list-style-type: none"> a. The FLO team retrieves UAV and shelter's videocassette recorder tape and send it to the ISR Integration Team (if required). b. The mission GCS team remove the shelter's videocassette recorder tape and send it to either the Brigade S-2, or the MI Company ISR Integration Platoon. c. FLO and Maintenance team conduct UAV post flight inspection. d. The GCS teams perform preventive maintenance checks and services on shelters and support equipment. e. The EP team recovers flight control boxes and runway lighting if required. f. The FLO and EP team return the arresting gear to an operational state. (if used by UAV recovery operations). 		

TASK STEPS AND PERFORMANCE MEASURES	GO	NO-GO
g. The RSTA ISR Integration Team performs limited analysis of collection results.		
h. The Mission Commander and the mission GCS team prepare post mission reports.		

TASK PERFORMANCE / EVALUATION SUMMARY BLOCK							
ITERATION	1	2	3	4	5	M	TOTAL
TOTAL TASK STEPS EVALUATED							
TOTAL TASK STEPS "GO"							
TRAINING STATUS "GO"/"NO-GO"							

"*" indicates a leader task step.

SUPPORTING INDIVIDUAL TASKS

Task Number	Task Title	References
091-CLT-3009(SL4)	Supervise Maintenance Operations	STP 21-24-SMCT
091-CLT-4029(SL2)	Supervise Preventive Maintenance Checks and Services (PMCS)	STP 21-24-SMCT
101-92Y-0006(SL2)	Inspect equipment for accountability, cleanliness, and serviceability	STP 21-24-SMCT
113-637-2001(SL1)	Communicate via a Tactical Radio	STP 21-1-SMCT
850-001-2000(SL2)	Employ Accident Prevention Measures and Risk Mgt Process	STP 21-24-SMCT
850-001-3001(SL3)	Control Mission Safety Hazard	STP 21-24-SMCT
850-001-4001(SL4)	Integrate Risk Mgt Into Platoon	STP 21-24-SMCT

SUPPORTING COLLECTIVE TASKS: NONE

OPFOR TASKS AND STANDARDS

TASK: Conduct Air Attacks (34-OPFOR-1006)

CONDITION: OPFOR elements in the rear area have forwarded the coordinates of enemy facilities/elements. OPFOR aircraft have been dispatched to attack enemy installations or convoys.

STANDARD: Support sites, command and control facilities, and/or convoys were located. Attack runs on designated targets were conducted. Enemy equipment, supplies, and vehicles were destroyed and enemy personnel were killed.

TASK: Disrupt Enemy Movement and Operations Using Persistent and Non-Persistent Chemical Weapons (34-OPFOR-1001)

CONDITION: Conventional artillery weapons or aircraft are available to deliver chemical weapons. Routes and key bases in the rear area have been selected.

STANDARD: Chemical agents were delivered into targeted areas. The movement of enemy supplies and equipment to forward areas was delayed by disrupting command and control systems. Enemy movement was successfully channeled into predesignated ambush areas. Enemy supplies and equipment were contaminated. A high rate of casualties were inflicted on enemy forces.

TASK: Conduct Aerial Reconnaissance (34-OPFOR-1007)

CONDITION: OPFOR HQ requires intelligence on the location and identification of enemy elements. Aircraft is dispatched to take photographs and conduct a visual inspection of enemy area.

STANDARD: Located and photographed enemy positions in assigned sectors, to include: support and storage bases and command and control facilities. Visual checks were conducted when possible. The enemy was not engaged. Priority Intelligence Requests and other Information Requirements were reported to OPFOR HQ.

TASK: Disrupt Enemy Movement and Operations Using Tactical Nuclear Weapons (34-OPFOR-1002)

CONDITION: Orders have been received to use tactical nuclear weapons in the enemy's rear. Key locations have been identified.

STANDARD: Tactical nuclear missiles were delivered on target. Movement of equipment and supplies was disrupted or delayed to forward areas. Enemy equipment and supplies were destroyed. A high rate of nuclear casualties was inflicted among enemy troops.

TASK: Conduct Raid (34-OPFOR-1009)

CONDITION: OPFOR element has occupied an objective rally point and has orders to conduct a raid on a rear area base.

STANDARD: Enemy forces were surprised. Assaulted enemy support base and accomplished assigned tasks. Specified equipment and supplies were destroyed. Decisive engagement was avoided. All personnel were withdrawn from the area within the prescribed time. The collected intelligence data satisfied the Priority Intelligence Requirements.

TASK: Attack (34-OPFOR-1010)

CONDITION: Enemy rear area support base has been located. PIR's and other intelligence requirements have been obtained by OPFOR patrols. Element has automatic and anti-armor weapons, and light mortars. Element is approximately the size of two platoons.

STANDARD: An attack plan was developed. An attack was initiated using a scheme of maneuver that exploited enemy flanks, gaps, and weaknesses. Covered and concealed routes were used to approach enemy areas. Employed indirect fire to support attack. Penetrated enemy defenses. Destroyed equipment and supplies, inflicted casualties, isolated the support base, and blocked reinforcements. The enemy unit was forced to displace.

TASK: Maintain Contact (34-OPFOR-1011)

CONDITION: OPFOR element is tactically engaged with enemy base defense forces. Enemy forces are withdrawing under pressure.

STANDARD: The enemy forces were engaged decisively. As the enemy withdrew, the unit or force advanced maintaining contact.

TASK: Conduct Electronic Warfare (34-OPFOR-1012)

CONDITION: OPFOR employs collection and direction finding assets (ground and air), to monitor and locate enemy forces.

STANDARD: The positions of enemy command, intelligence, and logistics units were located. The locations of the positions were forwarded to OPFOR headquarters. Jamming signals were used against enemy radio receivers. Enemy radio nets were monitored and all information of intelligence value was reported to OPFOR HQ.

ELEMENT: AIR RECON SECTION

TASK: Conduct Unmanned Aerial Vehicle Recovery Operations (34-4-1003)
 (FM 34-25-2) (AR 95-2) (FM 100-103-1)
 (FM 3-0) (FM 17-98) (FM 34-1)
 (FM 34-2) (FM 34-25-3)

ITERATION: 1 2 3 4 5 M (Circle)

COMMANDER/LEADER ASSESSMENT: T P U (Circle)

CONDITIONS: Given the completion of Unmanned Aerial Vehicles (UAV) flight operations mission, a complete UAV system, with correct number of personnel and the appropriate tools and safety gear. A Ground Control Station (GCS), Ground data Terminal (GDT), a launch and recovery site set-up with runway, Arresting Gear, complete ground support equipment, external pilot with flight control box, Flight Line Operators (FLO), support personnel, and appropriate references.

Some iterations of this task should be performed in MOPP4.

TASK STANDARDS: Performed runway recovery procedures and secured UAV in the run-up stand without safety violations and in accordance with TM 9-5895-692-10-1 and TM 9-5895-692-10-2.

TASK STEPS AND PERFORMANCE MEASURES	GO	NO-GO
<ol style="list-style-type: none"> 1. Flight Line Operators (FLO), External Pilots (EP), Maintenance, and Ground Control Shelter (GCS) personnel are ready and standing by their duty areas for recovery of the Unmanned Aerial Vehicle (UAV). 2. Launch and Recovery Site (LRS) GCS personnel receives the hand off of the UAV from the mission GCS. <ol style="list-style-type: none"> a. Launch and Recovery Site (LRS) GCS personnel verifies the shelter's control settings to match the UAV settings. b. Launch and Recovery Site (LRS) GCS personnel coordinate with Forward GCS for UAV hand off location and timing. c. The hand off between the shelters takes place and the LRS's GCS has control of the UAV. d. The LRS GCS personnel fly the UAV to within visual range of the EP. 3. The hand off is made from the GCS to the EP. <ol style="list-style-type: none"> a. The GCS personnel and the EP verify settings for the Flight Control Box. b. The hand off is made from the GCS to the EP. c. The EP has flight control of the UAV and performs all steps necessary to land the UAV safely. 4. The FLOs safely recover the UAV from the runway. <ol style="list-style-type: none"> a. The FLOs safely recover the UAV on the runway as soon as it slows down or stops on the runway. b. The EP and the FLO communicate to shut down the forward engine (if required), guide and secure the UAV into the chock run-up stand. c. Engine(s) are shut down and post flight inspection, or turn around inspection is performed. d. The FLOs will either prepare to relaunch the UAV, or bring it to the Maintenance teams area for daily inspection, periodic maintenance, and or repairs. 		

TASK STEPS AND PERFORMANCE MEASURES	GO	NO-GO
e. The FLO remove the videotape from the UAV and give it to the Mission Commander or the head quarter's element for reporting purposes. (if using a imagery modular mission payload). 5. The LRS GCS personnel and EPs will either power down their shelter and equipment, or prepare for the next launch. a. The LRS GCS personnel update the logbook and return it to the FLOs and maintenance personnel. 6. The Mission Commander gives, and a representative from all LRS teams attend, an end of mission briefing to discuss after action review (AAR). (In a split site operation the LRS personnel would conduct their own AAR.)		

TASK PERFORMANCE / EVALUATION SUMMARY BLOCK							
ITERATION	1	2	3	4	5	M	TOTAL
TOTAL TASK STEPS EVALUATED							
TOTAL TASK STEPS "GO"							
TRAINING STATUS "GO"/"NO-GO"							

"*" indicates a leader task step.

SUPPORTING INDIVIDUAL TASKS

Task Number	Task Title	References
091-CLT-3009(SL4)	Supervise Maintenance Operations	STP 21-24-SMCT
091-CLT-4029(SL2)	Supervise Preventive Maintenance Checks and Services (PMCS)	STP 21-24-SMCT
101-92Y-0006(SL2)	Inspect equipment for accountability, cleanliness, and serviceability	STP 21-24-SMCT
850-001-2000(SL2)	Employ Accident Prevention Measures and Risk Mgt Process	STP 21-24-SMCT
850-001-3001(SL3)	Control Mission Safety Hazard	STP 21-24-SMCT
850-001-4001(SL4)	Integrate Risk Mgt Into Platoon	STP 21-24-SMCT

SUPPORTING COLLECTIVE TASKS: NONE

OPFOR TASKS AND STANDARDS

TASK: Conduct Air Attacks (34-OPFOR-1006)

CONDITION: OPFOR elements in the rear area have forwarded the coordinates of enemy facilities/elements. OPFOR aircraft have been dispatched to attack enemy installations or convoys.

STANDARD: Support sites, command and control facilities, and/or convoys were located. Attack runs on designated targets were conducted. Enemy equipment, supplies, and vehicles were destroyed and enemy personnel were killed.

TASK: Disrupt Enemy Movement and Operations Using Persistent and Non-Persistent Chemical Weapons (34-OPFOR-1001)

CONDITION: Conventional artillery weapons or aircraft are available to deliver chemical weapons. Routes and key bases in the rear area have been selected.

STANDARD: Chemical agents were delivered into targeted areas. The movement of enemy supplies and equipment to forward areas was delayed by disrupting command and control systems. Enemy movement was successfully channeled into predesignated ambush areas. Enemy supplies and equipment were contaminated. A high rate of casualties were inflicted on enemy forces.

TASK: Conduct Aerial Reconnaissance (34-OPFOR-1007)

CONDITION: OPFOR HQ requires intelligence on the location and identification of enemy elements. Aircraft is dispatched to take photographs and conduct a visual inspection of enemy area.

STANDARD: Located and photographed enemy positions in assigned sectors, to include: support and storage bases and command and control facilities. Visual checks were conducted when possible. The enemy was not engaged. Priority Intelligence Requests and other Information Requirements were reported to OPFOR HQ.

TASK: Disrupt Enemy Movement and Operations Using Tactical Nuclear Weapons (34-OPFOR-1002)

CONDITION: Orders have been received to use tactical nuclear weapons in the enemy's rear. Key locations have been identified.

STANDARD: Tactical nuclear missiles were delivered on target. Movement of equipment and supplies was disrupted or delayed to forward areas. Enemy equipment and supplies were destroyed. A high rate of nuclear casualties was inflicted among enemy troops.

TASK: Conduct Hasty Ambush (34-OPFOR-1003)

CONDITION: OPFOR element is moving in a concealed area when an enemy element is reported moving along an adjacent route.

STANDARD: The ambush site was prepared before the arrival of enemy element. The enemy force was surprised and casualties were inflicted within the designated kill zone. Delayed enemy march element from reaching its specified destination. Withdrew, on order, within two minutes of ambush initiation. Reported results of mission to headquarters.

TASK: Conduct Raid (34-OPFOR-1009)

CONDITION: OPFOR element has occupied an objective rally point and has orders to conduct a raid on a rear area base.

STANDARD: Enemy forces were surprised. Assaulted enemy support base and accomplished assigned tasks. Specified equipment and supplies were destroyed. Decisive engagement was avoided. All personnel were withdrawn from the area within the prescribed time. The collected intelligence data satisfied the Priority Intelligence Requirements.

TASK: Attack (34-OPFOR-1010)

CONDITION: Enemy rear area support base has been located. PIR's and other intelligence requirements have been obtained by OPFOR patrols. Element has automatic and anti-armor weapons, and light mortars. Element is approximately the size of two platoons.

STANDARD: An attack plan was developed. An attack was initiated using a scheme of maneuver that exploited enemy flanks, gaps, and weaknesses. Covered and concealed routes were used to approach enemy areas. Employed indirect fire to support attack. Penetrated enemy defenses. Destroyed equipment and supplies, inflicted casualties, isolated the support base, and blocked reinforcements. The enemy unit was forced to displace.

TASK: Maintain Contact (34-OPFOR-1011)

CONDITION: OPFOR element is tactically engaged with enemy base defense forces. Enemy forces are withdrawing under pressure.

STANDARD: The enemy forces were engaged decisively. As the enemy withdrew, the unit or force advanced maintaining contact.

TASK: Conduct Deliberate Ambush (34-OPFOR-1004)

CONDITION: OPFOR element is operating along an enemy major supply route. Intelligence has reported an enemy convoy approaching the element. Headquarters has ordered complete destruction of the march element. The march element is approximately fifteen minutes from the ambush point. OPFOR element possesses automatic weapons, anti-armor weapons, and command detonated mines.

STANDARD: Prepared ambush site before arrival of enemy convoy. Surprised enemy forces. Forced enemy march element to halt in kill zone. Killed, wounded, or captured enemy personnel and destroyed all vehicles and equipment. Consolidated and withdrew from the area on order. Results of the mission were reported to headquarters.

ELEMENT: AIR RECON SECTION

TASK: Displace from the Unmanned Aerial Vehicle Launch and Recovery Site (34-4-1004)
 (FM 34-25-2) (AR 95-2) (FM 100-103-1)
 (FM 3-0) (FM 17-98) (FM 34-1)
 (FM 34-2) (FM 34-25-3)

ITERATION: 1 2 3 4 5 M (Circle)

COMMANDER/LEADER ASSESSMENT: T P U (Circle)

CONDITIONS: Orders have been obtained to move the operation. Given an Unmanned Aerial Vehicle (UAV), UAV storage container, vehicle and trailer support equipment, safety equipment, flight line toolbox, UAV operator support personnel, and appropriate references.

Some iterations of this task should be performed in MOPP4.

TASK STANDARDS: Disassembled Unmanned Aerial Vehicle (UAV) and stored in UAV storage container. Loaded UAV storage container onto trailer or vehicle support equipment. Task performance must be in accordance with TM 9-5895-692-10-1, TM 9-1425-691-10 and without safety violations.

TASK STEPS AND PERFORMANCE MEASURES	GO	NO-GO
<p>1. All Launch and Recovery Site (LRS) teams power down all shelters and equipment.</p> <ul style="list-style-type: none"> a. LRS Ground Control Station (GCS) team performs final communications check. b. All LRS teams recover camouflage from vehicles and equipment. c. All LRS teams clean and store equipment in accordance to load plans. <p>NOTE: Wires and cables will continuously be removed and stored throughout the task.</p> <p>NOTE: In preparation for movement proper storing of equipment according to load plans is key for the duration of this task.</p> <ul style="list-style-type: none"> d. Removal of all cables and wires in reverse order of displacement. <p>2. The EP team displaces External Pilot Stand.</p> <ul style="list-style-type: none"> a. Remove External Pilot Stand from runway b. Disassemble for storage. <p>3. Flight Line Operator (FLO) displace runway equipment and chock run-up stand.</p> <ul style="list-style-type: none"> a. Recover chock run-up stand from runway and store. b. Remove Flight Line Operator (FLO) power unit and equipment from runway. c. Clean and Store FLO power unit and equipment. d. Recover Arresting Gear, or Tactical Automatic Landing System (TALS) (if deployed)and store. <p>4. FLO and Maintenance team displace the Fuel Point.</p> <ul style="list-style-type: none"> a. Retrieve fuel point equipment from maintenance area. b. Ensure no leaks or spills has occurred. c. Recover all grounding and safety equipment. <p>5. FLO and Maintenance team displace Unmanned Aerial Vehicles (UAV) from inspection and maintenance area.</p> <ul style="list-style-type: none"> a. Remove, clean, and disassemble UAVs in inspection and maintenance area 		

TASK STEPS AND PERFORMANCE MEASURES	GO	NO-GO
b. Store UAVs in containers appropriately. c. Load UAV containers for movement according to load plan. 6. LRS GCS team displace Ground Control Station (GCS), Ground Data Terminal (GDT) and Mobile Power Unit (MPU). a. Recover GCS b. Remove GDT from deployed location. c. Retrieve MPU and all temporary environmental protection measures from location. 7. All LRS teams hook up all trailers to prime movers according to SOP and load plans. 8. All LRS teams participate in After Action Review (AAR) on site selection location, as permitted by Mission, Enemy, Terrain and weather, Troops - Time available and Civilians (METT-TC) with regards to airspace. 9. Recover and clean up site location, as permitted by METT-TC considerations.		

TASK PERFORMANCE / EVALUATION SUMMARY BLOCK							
ITERATION	1	2	3	4	5	M	TOTAL
TOTAL TASK STEPS EVALUATED							
TOTAL TASK STEPS "GO"							
TRAINING STATUS "GO"/"NO-GO"							

"**" indicates a leader task step.

SUPPORTING INDIVIDUAL TASKS

Task Number	Task Title	References
052-191-1361(SL1)	CAMOUFLAGE YOURSELF AND YOUR INDIVIDUAL EQUIPMENT	STP 21-1-SMCT
052-191-1362(SL1)	CAMOUFLAGE EQUIPMENT	STP 21-1-SMCT
071-326-3013(SL3)	CONDUCT A TACTICAL ROAD MARCH	STP 21-24-SMCT
071-326-5502(SL2)	Issue a Fragmentary Order	STP 21-24-SMCT
071-326-5503(SL2)	Issue a Warning Order	STP 21-24-SMCT
071-326-5805(SL3)	Conduct a Route Reconnaissance Mission	STP 21-24-SMCT
071-329-1019(SL2)	Use a Map Overlay	STP 21-24-SMCT
071-329-1030(SL1)	Navigate from One Point on the Ground to Another Point While Mounted	STP 21-1-SMCT
071-331-0815(SL1)	Practice Noise, Light, and Litter Discipline	STP 21-1-SMCT
113-637-2001(SL1)	Communicate via a Tactical Radio	STP 21-1-SMCT
551-721-4326(SL4)	PERFORM DUTIES AS CONVOY COMMANDER	STP 21-24-SMCT
551-88M-0001(SL3)	Lead a Convoy Serial/March Unit	STP 21-24-SMCT
850-001-2000(SL2)	Employ Accident Prevention Measures and Risk Mgt Process	STP 21-24-SMCT
850-001-3001(SL3)	Control Mission Safety Hazard	STP 21-24-SMCT
850-001-4001(SL4)	Integrate Risk Mgt Into Platoon	STP 21-24-SMCT

SUPPORTING COLLECTIVE TASKS: NONE

OPFOR TASKS AND STANDARDS

TASK: Conduct Air Attacks (34-OPFOR-1006)

CONDITION: OPFOR elements in the rear area have forwarded the coordinates of enemy facilities/elements. OPFOR aircraft have been dispatched to attack enemy installations or convoys.

STANDARD: Support sites, command and control facilities, and/or convoys were located. Attack runs on designated targets were conducted. Enemy equipment, supplies, and vehicles were destroyed and enemy personnel were killed.

TASK: Disrupt Enemy Movement and Operations Using Persistent and Non-Persistent Chemical Weapons (34-OPFOR-1001)

CONDITION: Conventional artillery weapons or aircraft are available to deliver chemical weapons. Routes and key bases in the rear area have been selected.

STANDARD: Chemical agents were delivered into targeted areas. The movement of enemy supplies and equipment to forward areas was delayed by disrupting command and control systems. Enemy movement was successfully channeled into predesignated ambush areas. Enemy supplies and equipment were contaminated. A high rate of casualties were inflicted on enemy forces.

TASK: Conduct Aerial Reconnaissance (34-OPFOR-1007)

CONDITION: OPFOR HQ requires intelligence on the location and identification of enemy elements. Aircraft is dispatched to take photographs and conduct a visual inspection of enemy area.

STANDARD: Located and photographed enemy positions in assigned sectors, to include: support and storage bases and command and control facilities. Visual checks were conducted when possible. The enemy was not engaged. Priority Intelligence Requests and other Information Requirements were reported to OPFOR HQ.

TASK: Disrupt Enemy Movement and Operations Using Tactical Nuclear Weapons (34-OPFOR-1002)

CONDITION: Orders have been received to use tactical nuclear weapons in the enemy's rear. Key locations have been identified.

STANDARD: Tactical nuclear missiles were delivered on target. Movement of equipment and supplies was disrupted or delayed to forward areas. Enemy equipment and supplies were destroyed. A high rate of nuclear casualties was inflicted among enemy troops.

TASK: Conduct Hasty Ambush (34-OPFOR-1003)

CONDITION: OPFOR element is moving in a concealed area when an enemy element is reported moving along an adjacent route.

STANDARD: The ambush site was prepared before the arrival of enemy element. The enemy force was surprised and casualties were inflicted within the designated kill zone. Delayed enemy march element from reaching its specified destination. Withdrew, on order, within two minutes of ambush initiation. Reported results of mission to headquarters.

TASK: Conduct Raid (34-OPFOR-1009)

CONDITION: OPFOR element has occupied an objective rally point and has orders to conduct a raid on a rear area base.

STANDARD: Enemy forces were surprised. Assaulted enemy support base and accomplished assigned tasks. Specified equipment and supplies were destroyed. Decisive engagement was avoided. All personnel were withdrawn from the area within the prescribed time. The collected intelligence data satisfied the Priority Intelligence Requirements.

TASK: Attack (34-OPFOR-1010)

CONDITION: Enemy rear area support base has been located. PIR's and other intelligence requirements have been obtained by OPFOR patrols. Element has automatic and anti-armor weapons, and light mortars. Element is approximately the size of two platoons.

STANDARD: An attack plan was developed. An attack was initiated using a scheme of maneuver that exploited enemy flanks, gaps, and weaknesses. Covered and concealed routes were used to approach enemy areas. Employed indirect fire to support attack. Penetrated enemy defenses. Destroyed equipment and supplies, inflicted casualties, isolated the support base, and blocked reinforcements. The enemy unit was forced to displace.

TASK: Maintain Contact (34-OPFOR-1011)

CONDITION: OPFOR element is tactically engaged with enemy base defense forces. Enemy forces are withdrawing under pressure.

STANDARD: The enemy forces were engaged decisively. As the enemy withdrew, the unit or force advanced maintaining contact.

TASK: Conduct Deliberate Ambush (34-OPFOR-1004)

CONDITION: OPFOR element is operating along an enemy major supply route. Intelligence has reported an enemy convoy approaching the element. Headquarters has ordered complete destruction of the march element. The march element is approximately fifteen minutes from the ambush point. OPFOR element possesses automatic weapons, anti-armor weapons, and command detonated mines.

STANDARD: Prepared ambush site before arrival of enemy convoy. Surprised enemy forces. Forced enemy march element to halt in kill zone. Killed, wounded, or captured enemy personnel and destroyed all vehicles and equipment. Consolidated and withdrew from the area on order. Results of the mission were reported to headquarters.

ELEMENT: SATELLITE COMMO TEAM

TASK: Prepare the AN/TSQ-190 (V) Trojan Spirit for Deployment (34-4-1200)
 (FM 34-10) (FM 34-1)

ITERATION: 1 2 3 4 5 M (Circle)

COMMANDER/LEADER ASSESSMENT: T P U (Circle)

CONDITIONS: The communications central team supporting the analysis and control element, received an operations order, requiring deployment. Hazards such as nuclear, biological, or chemical environment, limited visibility, night, inclement weather and opposing force may exist. Some iterations of this task should be performed in MOPP4.

TASK STANDARDS: Departed with all necessary equipment and supplies as specified by the operations order and the unit tactical standing operating procedures.

TASK STEPS AND PERFORMANCE MEASURES	GO	NO-GO
* 1. Plan for deployment. <ul style="list-style-type: none"> a. Receive the order to prepare for deployment. b. Sign for communications security equipment. c. Check preventive maintenance checks and services. d. Conduct a final check of the load plan. e. Ensure all sensitive items are secure. f. Receive circuit information. 2. Prepare for deployment. <ul style="list-style-type: none"> a. Perform preventive maintenance checks and services on the AN/TSQ-190 (V) and prime mover. b. Perform preventive maintenance checks on the spare equipment and mobile antenna platform. c. Install all communications security equipment. d. Tighten any loose connectors. e. Load deployable classes of supply and equipment in accordance with standardized load plans. f. Load all camouflage and camouflage support systems (when applicable). g. Load any additional equipment into the support vehicle (when applicable). h. Load the basic issue items kit into the prime mover. i. Load the basic issue items kit into the support vehicle. 3. Conduct the move to the assembly point.		

TASK PERFORMANCE / EVALUATION SUMMARY BLOCK							
ITERATION	1	2	3	4	5	M	TOTAL
TOTAL TASK STEPS EVALUATED							
TOTAL TASK STEPS "GO"							
TRAINING STATUS "GO"/"NO-GO"							

"*" indicates a leader task step.

SUPPORTING INDIVIDUAL TASKS

Task Number	Task Title	References
071-326-3013(SL3)	CONDUCT A TACTICAL ROAD MARCH	STP 21-24-SMCT
071-326-5502(SL2)	Issue a Fragmentary Order	STP 21-24-SMCT
071-326-5503(SL2)	Issue a Warning Order	STP 21-24-SMCT
071-329-1019(SL2)	Use a Map Overlay	STP 21-24-SMCT
071-329-1030(SL1)	Navigate from One Point on the Ground to Another Point While Mounted	STP 21-1-SMCT
071-710-0006(SL1)	Plan Use of Night Vision Devices	STP 21-1-SMCT
091-CLT-4029(SL2)	Supervise Preventive Maintenance Checks and Services (PMCS)	STP 21-24-SMCT
101-92Y-0006(SL2)	Inspect equipment for accountability, cleanliness, and serviceability	STP 21-24-SMCT
113-637-2001(SL1)	Communicate via a Tactical Radio	STP 21-1-SMCT
551-721-1352	PERFORM VEHICLE PREVENTIVE MAINTENANCE CHECKS AND SERVICES (PMCS)	STP 21-1-SMCT
850-001-2000(SL2)	Employ Accident Prevention Measures and Risk Mgt Process	STP 21-24-SMCT
850-001-3001(SL3)	Control Mission Safety Hazard	STP 21-24-SMCT

SUPPORTING COLLECTIVE TASKS: NONE**OPFOR TASKS AND STANDARDS**

TASK: Conduct Air Attacks (34-OPFOR-1006)

CONDITION: OPFOR elements in the rear area have forwarded the coordinates of enemy facilities/elements. OPFOR aircraft have been dispatched to attack enemy installations or convoys.

STANDARD: Support sites, command and control facilities, and/or convoys were located. Attack runs on designated targets were conducted. Enemy equipment, supplies, and vehicles were destroyed and enemy personnel were killed.

TASK: Disrupt Enemy Movement and Operations Using Persistent and Non-Persistent Chemical Weapons (34-OPFOR-1001)

CONDITION: Conventional artillery weapons or aircraft are available to deliver chemical weapons. Routes and key bases in the rear area have been selected.

STANDARD: Chemical agents were delivered into targeted areas. The movement of enemy supplies and equipment to forward areas was delayed by disrupting command and control systems. Enemy movement was successfully channeled into predesignated ambush areas. Enemy supplies and equipment were contaminated. A high rate of casualties were inflicted on enemy forces.

TASK: Disrupt Enemy Movement and Operations Using Tactical Nuclear Weapons (34-OPFOR-1002)

CONDITION: Orders have been received to use tactical nuclear weapons in the enemy's rear. Key locations have been identified.

STANDARD: Tactical nuclear missiles were delivered on target. Movement of equipment and supplies was disrupted or delayed to forward areas. Enemy equipment and supplies were destroyed. A high rate of nuclear casualties was inflicted among enemy troops.

TASK: Conduct Hasty Ambush (34-OPFOR-1003)

CONDITION: OPFOR element is moving in a concealed area when an enemy element is reported moving along an adjacent route.

STANDARD: The ambush site was prepared before the arrival of enemy element. The enemy force was surprised and casualties were inflicted within the designated kill zone. Delayed enemy march element from reaching its specified destination. Withdrew, on order, within two minutes of ambush initiation. Reported results of mission to headquarters.

TASK: Conduct Raid (34-OPFOR-1009)

CONDITION: OPFOR element has occupied an objective rally point and has orders to conduct a raid on a rear area base.

STANDARD: Enemy forces were surprised. Assaulted enemy support base and accomplished assigned tasks. Specified equipment and supplies were destroyed. Decisive engagement was avoided. All personnel were withdrawn from the area within the prescribed time. The collected intelligence data satisfied the Priority Intelligence Requirements.

ELEMENT: COMMO SUPPORT TEAM

TASK: Establish the Operational Site (Trojan Spirit) (34-4-1201)
 (FM 34-10) (FM 34-1)

ITERATION: 1 2 3 4 5 M (Circle)

COMMANDER/LEADER ASSESSMENT: T P U (Circle)

CONDITIONS: The communications central team supporting the analysis and control element will set up their equipment. Hazards such as a nuclear, biological, or chemical environment, limited visibility, night, inclement weather and opposing force may exist. Some iterations of this task should be performed in MOPP4.

TASK STANDARDS: The communications central team arrived at the operational location by the time specified in the operations order and was operational within 30 minutes without use of camouflage.

TASK STEPS AND PERFORMANCE MEASURES	GO	NO-GO
<ul style="list-style-type: none"> * 1. Select the specific communications central team site. The site will: <ul style="list-style-type: none"> a. Be relatively level and allow for vehicle movement; b. Have no overhead obstructions; c. Consist of at least a 10 x 10 meter area; d. Be able to support the weight of two vehicles, Mobile Antenna Platform (MAP), and allow proper grounding (address soil classification); e. Permit line of sight communications with other deployed elements; f. Have at least two routes of egress from opposing force elements. * 2. Confirm site location through the on-board global positioning system. 3. Position the support vehicle within 10 meters of the communications central team set-up. 4. Prepare AN/TSQ 190 (V) for operations. <ul style="list-style-type: none"> a. Level MAP while observing indicators on stabilizer arms. b. Install MAP. c. Ground all equipment and primary heavy shelter. d. Connect electrical cables to MAP. e. Connect signal cables to MAP. f. Power up the tunnel generator. g. Verify main circuit breaker, on primary heavy shelter power entry panel, is in the tunnel generator position. h. Verify the tunnel generator indicates 60 degrees. i. Ensure the voltage indicates 115 volts. j. Ensure amperes indicates 60 (Sixty). k. Set MAIN circuit breaker to ON. l. Verify primary heavy shelter power entry panel green OK indicator is illuminated. Red VOLT, PHASE, and FREQUENCY indicators are off. m. (AT MAP) Set circuits to ON in sequences; MAIN, CONVENIENCE, LNA/WG, SSPA?LIGHT> n. Position antenna dish at initial 5 degrees. o. Pull pin set in engage position, set to approximate position of satellite. 5. Conduct preparations of the primary heavy shelter for operations. <ul style="list-style-type: none"> a. Emplace ladder to rear of shelter. b. Turn on MAIN POWER, and TECH POWER. 		

TASK STEPS AND PERFORMANCE MEASURES	GO	NO-GO
c. Monitor voltage, current, and frequency being supplied to the system. d. Turn on the global positioning system. e. Remove green U link patch from patch. f. Turn on equipment in sequence. 6. Power up analyst workstation. 7. Power up equipment in the red process racks. 8. Configure primary heavy shelter auxiliary. a. Install the dome antenna. b. Install the commander's tactical terminal hybrid receive only line of sight antenna. c. Configure the digital subscriber voice terminal. d. Configure and load KY-68. e. Configure 3251 modems (if applicable). f. Configure 2510 modems (if applicable). g. Configure DNE 9030T printer. h. Configure CPC 5000 Notebook. 9. Set up the red processing equipment. a. Program DPMUX 2048AT 16 Multiplexer. b. Load and configure the KIV-7. c. Program the TSP 9100A Fax. d. Configure KY 68 (digital subscriber voice terminal). 10. Set up the radio frequency/satellite communications. a. Configure the HP-8562A spectrum analyzer. b. Configure up/down converters. c. Set up and configure satellite communications modem. d. Configure the antenna control unit.		

TASK PERFORMANCE / EVALUATION SUMMARY BLOCK							
ITERATION	1	2	3	4	5	M	TOTAL
TOTAL TASK STEPS EVALUATED							
TOTAL TASK STEPS "GO"							
TRAINING STATUS "GO"/"NO-GO"							

"*" indicates a leader task step.

SUPPORTING INDIVIDUAL TASKS

Task Number	Task Title	References
052-191-1362(SL1)	CAMOUFLAGE EQUIPMENT	STP 21-1-SMCT
071-326-3013(SL3)	CONDUCT A TACTICAL ROAD MARCH	STP 21-24-SMCT
071-329-1019(SL2)	Use a Map Overlay	STP 21-24-SMCT
071-329-1030(SL1)	Navigate from One Point on the Ground to Another Point While Mounted	STP 21-1-SMCT
091-CLT-4029(SL2)	Supervise Preventive Maintenance Checks and Services (PMCS)	STP 21-24-SMCT
101-92Y-0006(SL2)	Inspect equipment for accountability, cleanliness, and serviceability	STP 21-24-SMCT
850-001-2000(SL2)	Employ Accident Prevention Measures and Risk Mgt Process	STP 21-24-SMCT

SUPPORTING INDIVIDUAL TASKS

Task Number	Task Title	References
850-001-3001(SL3)	Control Mission Safety Hazard	STP 21-24-SMCT

SUPPORTING COLLECTIVE TASKS: NONE**OPFOR TASKS AND STANDARDS**

TASK: Disrupt Enemy Movement and Operations Using Persistent and Non-Persistent Chemical Weapons (34-OPFOR-1001)

CONDITION: Conventional artillery weapons or aircraft are available to deliver chemical weapons. Routes and key bases in the rear area have been selected.

STANDARD: Chemical agents were delivered into targeted areas. The movement of enemy supplies and equipment to forward areas was delayed by disrupting command and control systems. Enemy movement was successfully channeled into predesignated ambush areas. Enemy supplies and equipment were contaminated. A high rate of casualties were inflicted on enemy forces.

TASK: Conduct Air Attacks (34-OPFOR-1006)

CONDITION: OPFOR elements in the rear area have forwarded the coordinates of enemy facilities/elements. OPFOR aircraft have been dispatched to attack enemy installations or convoys.

STANDARD: Support sites, command and control facilities, and/or convoys were located. Attack runs on designated targets were conducted. Enemy equipment, supplies, and vehicles were destroyed and enemy personnel were killed.

TASK: Conduct Terrorist and Saboteur Attacks (34-OPFOR-1013)

CONDITION: OPFOR dispatches small team(s) into enemy rear area to disrupt support operations.

STANDARD: Rear support bases and command and control facilities were located. Rear area support operations were delayed and disrupted. Rear area bases were infiltrated to conduct sabotage and terrorist activities. Supplies and equipment were destroyed and casualties were inflicted.

TASK: Conduct Aerial Reconnaissance (34-OPFOR-1007)

CONDITION: OPFOR HQ requires intelligence on the location and identification of enemy elements. Aircraft is dispatched to take photographs and conduct a visual inspection of enemy area.

STANDARD: Located and photographed enemy positions in assigned sectors, to include: support and storage bases and command and control facilities. Visual checks were conducted when possible. The enemy was not engaged. Priority Intelligence Requests and other Information Requirements were reported to OPFOR HQ.

TASK: Disrupt Enemy Movement and Operations Using Tactical Nuclear Weapons (34-OPFOR-1002)

CONDITION: Orders have been received to use tactical nuclear weapons in the enemy's rear. Key locations have been identified.

STANDARD: Tactical nuclear missiles were delivered on target. Movement of equipment and supplies was disrupted or delayed to forward areas. Enemy equipment and supplies were destroyed. A high rate of nuclear casualties was inflicted among enemy troops.

TASK: Conduct Hasty Ambush (34-OPFOR-1003)

CONDITION: OPFOR element is moving in a concealed area when an enemy element is reported moving along an adjacent route.

STANDARD: The ambush site was prepared before the arrival of enemy element. The enemy force was surprised and casualties were inflicted within the designated kill zone. Delayed enemy march element from reaching its specified destination. Withdrew, on order, within two minutes of ambush initiation. Reported results of mission to headquarters.

TASK: Conduct Raid (34-OPFOR-1009)

CONDITION: OPFOR element has occupied an objective rally point and has orders to conduct a raid on a rear area base.

STANDARD: Enemy forces were surprised. Assaulted enemy support base and accomplished assigned tasks. Specified equipment and supplies were destroyed. Decisive engagement was avoided. All personnel were withdrawn from the area within the prescribed time. The collected intelligence data satisfied the Priority Intelligence Requirements.

TASK: Conduct Deliberate Ambush (34-OPFOR-1004)

CONDITION: OPFOR element is operating along an enemy major supply route. Intelligence has reported an enemy convoy approaching the element. Headquarters has ordered complete destruction of the march element. The march element is approximately fifteen minutes from the ambush point. OPFOR element possesses automatic weapons, anti-armor weapons, and command detonated mines.

STANDARD: Prepared ambush site before arrival of enemy convoy. Surprised enemy forces. Forced enemy march element to halt in kill zone. Killed, wounded, or captured enemy personnel and destroyed all vehicles and equipment. Consolidated and withdrew from the area on order. Results of the mission were reported to headquarters.

ELEMENT: SATELLITE COMMO TEAM

TASK: Prepare the AN/TSQ-190 (V) for Operation (Trojan Spirit) (34-4-1202)
 (FM 34-10) (FM 34-1)

ITERATION: 1 2 3 4 5 M (Circle)

COMMANDER/LEADER ASSESSMENT: T P U (Circle)

CONDITIONS: The communications central team, supporting the analysis and control element, has established an operational site. Hazards such as a nuclear, biological, or chemical environment, night and limited visibility problems, inclement weather, and opposing force may exist. Some iterations of this task should be performed in MOPP4.

TASK STANDARDS: Prepared all equipment and became operational within 30 minutes.

TASK STEPS AND PERFORMANCE MEASURES	GO	NO-GO
1. Prepare the AN/TSQ-190(V) for operation. <ul style="list-style-type: none"> a. Acquire the satellite. b. Communicate with SPACENET and fine tune signal. c. Communicate with Ft. Belvoir for crypto link. d. Monitor the mobile antenna platform/satellite tracking equipment. e. Monitor the transmit/receive carrier signal level. 2. Prepare the primary heavy shelter equipment for operation. <ul style="list-style-type: none"> a. Operate the UNIX workstation. b. Operate the digital voice compression telephone. c. Operate the 9100A facsimile. d. Operate the HP 1200/PS printer. 3. Connect external connections. <ul style="list-style-type: none"> a. Configure the remote workstation. b. Configure the remote notebook computer. c. Configure the red sensitive compartmented information external subscriber. d. Configure the black external subscriber. e. Configure the red collateral external subscriber. f. Configure the black collateral subscriber. g. Configure the ultra high frequency satellite communications system. 		

TASK PERFORMANCE / EVALUATION SUMMARY BLOCK							
ITERATION	1	2	3	4	5	M	TOTAL
TOTAL TASK STEPS EVALUATED							
TOTAL TASK STEPS "GO"							
TRAINING STATUS "GO"/"NO-GO"							

"*" indicates a leader task step.

SUPPORTING INDIVIDUAL TASKS

Task Number	Task Title	References
850-001-2000(SL2)	Employ Accident Prevention Measures and Risk Mgt Process	STP 21-24-SMCT

SUPPORTING INDIVIDUAL TASKS

Task Number	Task Title	References
850-001-3001(SL3)	Control Mission Safety Hazard	STP 21-24-SMCT

SUPPORTING COLLECTIVE TASKS: NONE

OPFOR TASKS AND STANDARDS

TASK: Conduct Air Attacks (34-OPFOR-1006)

CONDITION: OPFOR elements in the rear area have forwarded the coordinates of enemy facilities/elements. OPFOR aircraft have been dispatched to attack enemy installations or convoys.

STANDARD: Support sites, command and control facilities, and/or convoys were located. Attack runs on designated targets were conducted. Enemy equipment, supplies, and vehicles were destroyed and enemy personnel were killed.

TASK: Disrupt Enemy Movement and Operations Using Persistent and Non-Persistent Chemical Weapons (34-OPFOR-1001)

CONDITION: Conventional artillery weapons or aircraft are available to deliver chemical weapons. Routes and key bases in the rear area have been selected.

STANDARD: Chemical agents were delivered into targeted areas. The movement of enemy supplies and equipment to forward areas was delayed by disrupting command and control systems. Enemy movement was successfully channeled into predesignated ambush areas. Enemy supplies and equipment were contaminated. A high rate of casualties were inflicted on enemy forces.

TASK: Conduct Aerial Reconnaissance (34-OPFOR-1007)

CONDITION: OPFOR HQ requires intelligence on the location and identification of enemy elements. Aircraft is dispatched to take photographs and conduct a visual inspection of enemy area.

STANDARD: Located and photographed enemy positions in assigned sectors, to include: support and storage bases and command and control facilities. Visual checks were conducted when possible. The enemy was not engaged. Priority Intelligence Requests and other Information Requirements were reported to OPFOR HQ.

TASK: Disrupt Enemy Movement and Operations Using Tactical Nuclear Weapons (34-OPFOR-1002)

CONDITION: Orders have been received to use tactical nuclear weapons in the enemy's rear. Key locations have been identified.

STANDARD: Tactical nuclear missiles were delivered on target. Movement of equipment and supplies was disrupted or delayed to forward areas. Enemy equipment and supplies were destroyed. A high rate of nuclear casualties was inflicted among enemy troops.

TASK: Conduct Hasty Ambush (34-OPFOR-1003)

CONDITION: OPFOR element is moving in a concealed area when an enemy element is reported moving along an adjacent route.

STANDARD: The ambush site was prepared before the arrival of enemy element. The enemy force was surprised and casualties were inflicted within the designated kill zone. Delayed enemy march element from reaching its specified destination. Withdrew, on order, within two minutes of ambush initiation. Reported results of mission to headquarters.

TASK: Conduct Raid (34-OPFOR-1009)

CONDITION: OPFOR element has occupied an objective rally point and has orders to conduct a raid on a rear area base.

STANDARD: Enemy forces were surprised. Assaulted enemy support base and accomplished assigned tasks. Specified equipment and supplies were destroyed. Decisive engagement was avoided. All personnel were withdrawn from the area within the prescribed time. The collected intelligence data satisfied the Priority Intelligence Requirements.

ELEMENT: GSR SQUAD

TASK: Establish the Radar Site (GSR) (34-5-0003)
(FM 34-80)

ITERATION: 1 2 3 4 5 M (Circle)

COMMANDER/LEADER ASSESSMENT: T P U (Circle)

CONDITIONS: The ground surveillance radar team has arrived at the general radar site location designated by the supporting unit commander or S2. Some iterations of this task should be performed in MOPP4.

TASK STANDARDS: Prepared the site, enabling ground surveillance radar teams to conduct search with radar over the assigned sector according to the platoon operations order or fragmentary order.

TASK STEPS AND PERFORMANCE MEASURES	GO	NO-GO
<ul style="list-style-type: none"> * 1. Conduct map reconnaissance of the area of operation. <ul style="list-style-type: none"> a. Locate the general site assigned by the supported unit. b. Locate all the target areas. c. Analyze the terrain to determine possible specific site employment. * 2. Select specific radar site. The team leader selects primary, alternate, and supplementary sites by conducting ground reconnaissance of the general location. Consider the following factors: <ul style="list-style-type: none"> a. Permit maximum coverage of the target areas. (line of sight to the target areas); b. Permit maximum absorption of radar beams outside of the target areas. (main and side lobes); c. Access to routes for lateral, forward, and rearward movement; d. Lines of communication (for wire or radio) to the supported unit; e. Availability of cover and concealment; f. Coordinate with adjacent units. * 3. Select the specific site that will allow mission requirements to be met. 4. Establish security and hasty fighting position. 5. Select where the radar set will be and clear the vegetation from the field of scan. 6. Select the remote position (only when control indicator is to be remoted from receiver/transmitter). 7. Install AN/PPS-5 or AN/PPS-15 radar set. <ul style="list-style-type: none"> a. Install the AN/PPS-5 radar set within 10 minutes or the AN/PPS-15 radar set within 5 minutes. b. Orient AN/PPS-5 radar set to within 10 mils or AN/PPS-15 to within 20 mils. 8. Perform operator and crew adjustments. 9. Complete radar site preparations. <ul style="list-style-type: none"> a. Prepare accurate surveillance cards and plotter. b. Prepare radar site overlay. c. Continue to improve field fortifications and camouflage. d. Coordinate security and defense plans with controlling and adjacent units. 		

TASK PERFORMANCE / EVALUATION SUMMARY BLOCK							
ITERATION	1	2	3	4	5	M	TOTAL
TOTAL TASK STEPS EVALUATED							
TOTAL TASK STEPS "GO"							
TRAINING STATUS "GO"/"NO-GO"							

"**" indicates a leader task step.

SUPPORTING INDIVIDUAL TASKS

Task Number	Task Title	References
052-191-1361(SL1)	CAMOUFLAGE YOURSELF AND YOUR INDIVIDUAL EQUIPMENT	STP 21-1-SMCT
071-326-0513(SL1)	Select Temporary Fighting Positions	STP 21-1-SMCT
071-326-5775(SL4)	Coordinate with an Adjacent Platoon	STP 21-24-SMCT
071-332-5000(SL3)	Prepare an Operation Overlay	STP 21-24-SMCT
071-720-0015(SL3)	Conduct an Area Reconnaissance by a Platoon	STP 21-24-SMCT

SUPPORTING COLLECTIVE TASKS: NONE

OPFOR TASKS AND STANDARDS

TASK: Conduct Air Attacks (34-OPFOR-1006)

CONDITION: OPFOR elements in the rear area have forwarded the coordinates of enemy facilities/elements. OPFOR aircraft have been dispatched to attack enemy installations or convoys.

STANDARD: Support sites, command and control facilities, and/or convoys were located. Attack runs on designated targets were conducted. Enemy equipment, supplies, and vehicles were destroyed and enemy personnel were killed.

TASK: Conduct Aerial Reconnaissance (34-OPFOR-1007)

CONDITION: OPFOR HQ requires intelligence on the location and identification of enemy elements. Aircraft is dispatched to take photographs and conduct a visual inspection of enemy area.

STANDARD: Located and photographed enemy positions in assigned sectors, to include: support and storage bases and command and control facilities. Visual checks were conducted when possible. The enemy was not engaged. Priority Intelligence Requests and other Information Requirements were reported to OPFOR HQ.

TASK: Disrupt Enemy Movement and Operations Using Tactical Nuclear Weapons (34-OPFOR-1002)

CONDITION: Orders have been received to use tactical nuclear weapons in the enemy's rear. Key locations have been identified.

STANDARD: Tactical nuclear missiles were delivered on target. Movement of equipment and supplies was disrupted or delayed to forward areas. Enemy equipment and supplies were destroyed. A high rate of nuclear casualties was inflicted among enemy troops.

TASK: Conduct Hasty Ambush (34-OPFOR-1003)

CONDITION: OPFOR element is moving in a concealed area when an enemy element is reported moving along an adjacent route.

STANDARD: The ambush site was prepared before the arrival of enemy element. The enemy force was surprised and casualties were inflicted within the designated kill zone. Delayed enemy march element from reaching its specified destination. Withdrew, on order, within two minutes of ambush initiation. Reported results of mission to headquarters.

TASK: Conduct Raid (34-OPFOR-1009)

CONDITION: OPFOR element has occupied an objective rally point and has orders to conduct a raid on a rear area base.

STANDARD: Enemy forces were surprised. Assaulted enemy support base and accomplished assigned tasks. Specified equipment and supplies were destroyed. Decisive engagement was avoided. All personnel were withdrawn from the area within the prescribed time. The collected intelligence data satisfied the Priority Intelligence Requirements.

TASK: Conduct Deliberate Ambush (34-OPFOR-1004)

CONDITION: OPFOR element is operating along an enemy major supply route. Intelligence has reported an enemy convoy approaching the element. Headquarters has ordered complete destruction of the march element. The march element is approximately fifteen minutes from the ambush point. OPFOR element possesses automatic weapons, anti-armor weapons, and command detonated mines.

STANDARD: Prepared ambush site before arrival of enemy convoy. Surprised enemy forces. Forced enemy march element to halt in kill zone. Killed, wounded, or captured enemy personnel and destroyed all vehicles and equipment. Consolidated and withdrew from the area on order. Results of the mission were reported to headquarters.

ELEMENT: GSR SQUAD

TASK: Conduct Search with Radar (34-5-0004)
 (TM 11-5840-298-12) (FM 34-80)

ITERATION: 1 2 3 4 5 M (Circle)

COMMANDER/LEADER ASSESSMENT: T P U (Circle)

CONDITIONS: The radar squad is assigned a sector of scan that covers the assigned area of operations. Some iterations of this task should be performed in MOPP4.

TASK STANDARDS: Located and correctly identified targets.

TASK STEPS AND PERFORMANCE MEASURES	GO	NO-GO
<ol style="list-style-type: none"> 1. Search for enemy activity. <ol style="list-style-type: none"> a. Search for enemy activity on avenues of approach with terrestrial surveillance detecting 80 percent of targets and point monitoring detecting 90 percent of targets. b. Search possible enemy positions. c. Search assembly areas. 2. Observe point targets for enemy movement. <ol style="list-style-type: none"> a. Observe bridges. b. Observe road junctions. c. Observe defiles. d. Observe other likely targets. 3. Scan final protective fire areas of preplanned barrage location to ensure timely firing. 4. Confirm targets developed by other surveillance means. <ol style="list-style-type: none"> a. Confirm targets from remotely monitored battlefield sensor system. b. Confirm operation post reported targets. c. Confirm targets from miscellaneous sources. 5. Extend surveillance capabilities of patrol by surveying distant points. 6. Help in the control of units, especially night operations. <ol style="list-style-type: none"> a. Locate friendly units. b. Vector patrols. c. Warn units of enemy activity. 7. Assist in daytime observations when applicable. <ol style="list-style-type: none"> a. Detect targets in haze or smoke. b. Detect targets masked by bright sun. 8. Increase the effectiveness of fire support by accurately locating targets. <ol style="list-style-type: none"> a. Determine the rate and direction of movement of a target. b. Plot original target location to within 100 meters. c. Plot new target location to within 100 meters. d. Plot direction of movement within 100 mils. 9. Survey target areas immediately after friendly fires are lifted. <ol style="list-style-type: none"> a. Detect any enemy activity. b. Determine effectiveness of fires. 		

TASK PERFORMANCE / EVALUATION SUMMARY BLOCK							
ITERATION	1	2	3	4	5	M	TOTAL
TOTAL TASK STEPS EVALUATED							
TOTAL TASK STEPS "GO"							
TRAINING STATUS "GO"/"NO-GO"							

"*" indicates a leader task step.

SUPPORTING INDIVIDUAL TASKS

Task Number	Task Title	References
052-191-1361(SL1)	CAMOUFLAGE YOURSELF AND YOUR INDIVIDUAL EQUIPMENT	STP 21-1-SMCT
052-191-1362(SL1)	CAMOUFLAGE EQUIPMENT	STP 21-1-SMCT
071-326-3013(SL3)	CONDUCT A TACTICAL ROAD MARCH	STP 21-24-SMCT
071-326-5805(SL3)	Conduct a Route Reconnaissance Mission	STP 21-24-SMCT
071-329-1006(SL1)	Navigate from One Point on the Ground to Another Point While Dismounted	STP 21-1-SMCT
071-329-1030(SL1)	Navigate from One Point on the Ground to Another Point While Mounted	STP 21-1-SMCT
071-331-0815(SL1)	Practice Noise, Light, and Litter Discipline	STP 21-1-SMCT
071-710-0006(SL1)	Plan Use of Night Vision Devices	STP 21-1-SMCT
071-720-0015(SL3)	Conduct an Area Reconnaissance by a Platoon	STP 21-24-SMCT
181-101-4001(SL4)	Conduct a Search/Seizure	STP 21-24-SMCT
191-380-0109(SL4)	PLAN PATROL ACTIVITIES	STP 21-24-SMCT
301-371-1000(SL1)	REPORT INTELLIGENCE INFORMATION	STP 21-1-SMCT
850-001-2000(SL2)	Employ Accident Prevention Measures and Risk Mgt Process	STP 21-24-SMCT
850-001-3001(SL3)	Control Mission Safety Hazard	STP 21-24-SMCT
850-001-4001(SL4)	Integrate Risk Mgt Into Platoon	STP 21-24-SMCT

SUPPORTING COLLECTIVE TASKS: NONE

OPFOR TASKS AND STANDARDS

TASK: Conduct Electronic Warfare (34-OPFOR-1012)

CONDITION: OPFOR employs collection and direction finding assets (ground and air), to monitor and locate enemy forces.

STANDARD: The positions of enemy command, intelligence, and logistics units were located. The locations of the positions were forwarded to OPFOR headquarters. Jamming signals were used against enemy radio receivers. Enemy radio nets were monitored and all information of intelligence value was reported to OPFOR HQ.

TASK: Disrupt Enemy Movement and Operations Using Persistent and Non-Persistent Chemical Weapons (34-OPFOR-1001)

CONDITION: Conventional artillery weapons or aircraft are available to deliver chemical weapons. Routes and key bases in the rear area have been selected.

STANDARD: Chemical agents were delivered into targeted areas. The movement of enemy supplies and equipment to forward areas was delayed by disrupting command and control systems. Enemy movement was successfully channeled into predesignated ambush areas. Enemy supplies and equipment were contaminated. A high rate of casualties were inflicted on enemy forces.

TASK: Conduct Aerial Reconnaissance (34-OPFOR-1007)

CONDITION: OPFOR HQ requires intelligence on the location and identification of enemy elements. Aircraft is dispatched to take photographs and conduct a visual inspection of enemy area.

STANDARD: Located and photographed enemy positions in assigned sectors, to include: support and storage bases and command and control facilities. Visual checks were conducted when possible. The enemy was not engaged. Priority Intelligence Requests and other Information Requirements were reported to OPFOR HQ.

TASK: Disrupt Enemy Movement and Operations Using Tactical Nuclear Weapons (34-OPFOR-1002)

CONDITION: Orders have been received to use tactical nuclear weapons in the enemy's rear. Key locations have been identified.

STANDARD: Tactical nuclear missiles were delivered on target. Movement of equipment and supplies was disrupted or delayed to forward areas. Enemy equipment and supplies were destroyed. A high rate of nuclear casualties was inflicted among enemy troops.

TASK: Conduct Hasty Ambush (34-OPFOR-1003)

CONDITION: OPFOR element is moving in a concealed area when an enemy element is reported moving along an adjacent route.

STANDARD: The ambush site was prepared before the arrival of enemy element. The enemy force was surprised and casualties were inflicted within the designated kill zone. Delayed enemy march element from reaching its specified destination. Withdrew, on order, within two minutes of ambush initiation. Reported results of mission to headquarters.

ELEMENT: INTEL PROCESSING TEAM

TASK: Establish the Common Ground Station (CGS) Site (34-5-0050)
 (FM 34-10) (FM 34-10-2) (FM 34-25)
 (FM 34-25-1) (FM 34-25-1A) (FM 34-40-3)
 (FM 34-40-9) (FM 34-80)

ITERATION: 1 2 3 4 5 M (Circle)

COMMANDER/LEADER ASSESSMENT: T P U (Circle)

CONDITIONS: The common ground station team is deployed in support of tactical operations. Hazards such as a nuclear, biological, or chemical environment, limited visibility, night, inclement weather, and opposing force may exist. Some iterations of this task should be performed in MOPP4.

TASK STANDARDS: The common ground station team arrived at its new location by the time specified in the operations order. The site was operational, without camouflage, within the commander's time requirements. The common ground station team performed preventive maintenance checks and services identifying and reporting all deficiencies. (Camouflage setup is dependent upon time available prior to start of mission but should be completed within one hour.)

TASK STEPS AND PERFORMANCE MEASURES	GO	NO-GO
<p>* 1. The team chief and NCOIC perform site selection in accordance with standards established by the commander, tactical standing operating procedures, and technical manual.</p> <p>2. Setup the system.</p> <p> a. Emplace generator.</p> <p> (1) Install leveling legs.</p> <p> (2) Drop trailer 3rd wheel.</p> <p> (3) Set trailer brakes.</p> <p> (4) Remove trailer chains.</p> <p> (5) Unhook towing pintle.</p> <p> (6) Raise trailer 3rd wheel.</p> <p> (7) Signal "OK" to driver when clear.</p> <p> b. Remain in trucks.</p> <p> (1) Set both emergency brakes.</p> <p> (2) Depress both foot brakes.</p> <p> c. Emplace support trailer.</p> <p> (1) Install leveling legs.</p> <p> (2) Drop trailer 3rd wheel.</p> <p> (3) Remove trailer chains.</p> <p> (4) Unhook towing pintle.</p> <p> (5) Raise trailer 3rd wheel.</p> <p> (6) Signal "OK" to driver when clear.</p> <p>3. Emplace trucks.</p> <p> a. Drive to pre-selected site.</p> <p> b. Park on level ground.</p> <p> c. Set emergency brake.</p> <p> d. Turn off engine and lights.</p> <p> e. Place chock blocks under the tires.</p> <p>4. Once the chock has been placed under the tires the following team actions will be performed:</p>		

TASK STEPS AND PERFORMANCE MEASURES	GO	NO-GO
<p>a. Prepare generator for operation.</p> <ul style="list-style-type: none"> (1) Level generators. (2) Remove grounding equipment. (3) Remove fuel cans/fire extinguisher. (4) Ground both generators. <p>b. Prepare trucks for operations.</p> <ul style="list-style-type: none"> (1) Remove/install ladders. (2) Remove grounding equipment. (3) Remove air conditioner covers. (4) Install antennas. (5) Ground both trucks. (6) Give "OK" signal after both are grounded. <p>c. Prepare support element equipment.</p> <ul style="list-style-type: none"> (1) Remove surveillance control data link antenna from the carrying case. (2) Take carrying case to support truck. (3) Lower the mast assembly. (4) Install the surveillance control data link antenna. (5) Install the surveillance control data link cable to the antenna and mission truck. (6) Raise the mast. <p>d. Connect and operate the generator.</p> <ul style="list-style-type: none"> (1) Take both power cables to trucks, connect power cables, then give "OK" signal. (2) After giving the "OK" signal, start both generators in accordance with the technical manual. (3) Toggle close/open circuit to closed. <p>e. Power up the mission shelter.</p> <ul style="list-style-type: none"> (1) After power is applied, power up the mission shelter in accordance with the technical manual. (2) Turn on/initialize mission equipment in accordance with the technical manual. <p>f. Power up support shelter.</p> <ul style="list-style-type: none"> (1) Power up the support shelter (at the support truck) in accordance with the technical manual. (2) Install the surveillance control data link power cable. (3) Toggle the extend/retract mast control to extend. (4) Extend the mast as needed. <p>5. Camouflage the site.</p>		

TASK PERFORMANCE / EVALUATION SUMMARY BLOCK							
ITERATION	1	2	3	4	5	M	TOTAL
TOTAL TASK STEPS EVALUATED							
TOTAL TASK STEPS "GO"							
TRAINING STATUS "GO"/"NO-GO"							

"*" indicates a leader task step.

SUPPORTING INDIVIDUAL TASKS: NONE

SUPPORTING COLLECTIVE TASKS: NONE

OPFOR TASKS AND STANDARDS

TASK: Disrupt Enemy Movement and Operations Using Persistent and Non-Persistent Chemical Weapons (34-OPFOR-1001)

CONDITION: Conventional artillery weapons or aircraft are available to deliver chemical weapons. Routes and key bases in the rear area have been selected.

STANDARD: Chemical agents were delivered into targeted areas. The movement of enemy supplies and equipment to forward areas was delayed by disrupting command and control systems. Enemy movement was successfully channeled into predesignated ambush areas. Enemy supplies and equipment were contaminated. A high rate of casualties were inflicted on enemy forces.

TASK: Attack (34-OPFOR-1010)

CONDITION: Enemy rear area support base has been located. PIR's and other intelligence requirements have been obtained by OPFOR patrols. Element has automatic and anti-armor weapons, and light mortars. Element is approximately the size of two platoons.

STANDARD: An attack plan was developed. An attack was initiated using a scheme of maneuver that exploited enemy flanks, gaps, and weaknesses. Covered and concealed routes were used to approach enemy areas. Employed indirect fire to support attack. Penetrated enemy defenses. Destroyed equipment and supplies, inflicted casualties, isolated the support base, and blocked reinforcements. The enemy unit was forced to displace.

TASK: Conduct Air Attacks (34-OPFOR-1006)

CONDITION: OPFOR elements in the rear area have forwarded the coordinates of enemy facilities/elements. OPFOR aircraft have been dispatched to attack enemy installations or convoys.

STANDARD: Support sites, command and control facilities, and/or convoys were located. Attack runs on designated targets were conducted. Enemy equipment, supplies, and vehicles were destroyed and enemy personnel were killed.

TASK: Conduct Terrorist and Saboteur Attacks (34-OPFOR-1013)

CONDITION: OPFOR dispatches small team(s) into enemy rear area to disrupt support operations.

STANDARD: Rear support bases and command and control facilities were located. Rear area support operations were delayed and disrupted. Rear area bases were infiltrated to conduct sabotage and terrorist activities. Supplies and equipment were destroyed and casualties were inflicted.

TASK: Disrupt Friendly Defensive Operations (34-OPFOR-1014)

CONDITION: Friendly forces are establishing local defensive positions and obstacles. OPFOR element receives orders to harass and disrupt these efforts. OPFOR has offensive air support and NBC weapons available.

STANDARD: OPFOR element located and penetrated friendly positions and caused a halt or disruption in work being completed on defenses.

TASK: Conduct Aerial Reconnaissance (34-OPFOR-1007)

CONDITION: OPFOR HQ requires intelligence on the location and identification of enemy elements. Aircraft is dispatched to take photographs and conduct a visual inspection of enemy area.

STANDARD: Located and photographed enemy positions in assigned sectors, to include: support and storage bases and command and control facilities. Visual checks were conducted when possible. The enemy was not engaged. Priority Intelligence Requests and other Information Requirements were reported to OPFOR HQ.

TASK: Disrupt Enemy Movement and Operations Using Tactical Nuclear Weapons (34-OPFOR-1002)

CONDITION: Orders have been received to use tactical nuclear weapons in the enemy's rear. Key locations have been identified.

STANDARD: Tactical nuclear missiles were delivered on target. Movement of equipment and supplies was disrupted or delayed to forward areas. Enemy equipment and supplies were destroyed. A high rate of nuclear casualties was inflicted among enemy troops.

TASK: Conduct Hasty Ambush (34-OPFOR-1003)

CONDITION: OPFOR element is moving in a concealed area when an enemy element is reported moving along an adjacent route.

STANDARD: The ambush site was prepared before the arrival of enemy element. The enemy force was surprised and casualties were inflicted within the designated kill zone. Delayed enemy march element from reaching its specified destination. Withdrew, on order, within two minutes of ambush initiation. Reported results of mission to headquarters.

TASK: Conduct Raid (34-OPFOR-1009)

CONDITION: OPFOR element has occupied an objective rally point and has orders to conduct a raid on a rear area base.

STANDARD: Enemy forces were surprised. Assaulted enemy support base and accomplished assigned tasks. Specified equipment and supplies were destroyed. Decisive engagement was avoided. All personnel were withdrawn from the area within the prescribed time. The collected intelligence data satisfied the Priority Intelligence Requirements.

TASK: Maintain Contact (34-OPFOR-1011)

CONDITION: OPFOR element is tactically engaged with enemy base defense forces. Enemy forces are withdrawing under pressure.

STANDARD: The enemy forces were engaged decisively. As the enemy withdrew, the unit or force advanced maintaining contact.

TASK: Conduct Deliberate Ambush (34-OPFOR-1004)

CONDITION: OPFOR element is operating along an enemy major supply route. Intelligence has reported an enemy convoy approaching the element. Headquarters has ordered complete destruction of the march element. The march element is approximately fifteen minutes from the ambush point. OPFOR element possesses automatic weapons, anti-armor weapons, and command detonated mines.

STANDARD: Prepared ambush site before arrival of enemy convoy. Surprised enemy forces. Forced enemy march element to halt in kill zone. Killed, wounded, or captured enemy personnel and destroyed all vehicles and equipment. Consolidated and withdrew from the area on order. Results of the mission were reported to headquarters.

ELEMENT: AIR RECON SECTION

TASK: Conduct Common Ground Station (CGS) Pre-Mission Activities (34-5-0051)
 (FM 34-80) (FM 34-10) (FM 34-10-2)
 (FM 34-25-1) (FM 34-25-1A) (FM 34-40-3)
 (FM 34-8)

ITERATION: 1 2 3 4 5 M (Circle)

COMMANDER/LEADER ASSESSMENT: T P U (Circle)

CONDITIONS: The common ground station is operational. The common ground station team has received a pre-mission briefing from the supported commander on the area of interest and has been provided secure communication codes. The team is prepared to provide imagery information to the tactical commander through use of common ground station hardware and software. Some iterations of this task should be performed in MOPP4.

TASK STANDARDS: The common ground station team prepared all equipment with secure codes, operating parameters, and frequencies to support the mission. The team established a data link.

TASK STEPS AND PERFORMANCE MEASURES	GO	NO-GO
1. Enter all frequencies, call signs, HOPSETS, and crypto for the following: <ul style="list-style-type: none"> a. VRC-92A. <ul style="list-style-type: none"> (1) command net. (2) Common ground stations: <ul style="list-style-type: none"> (a) Next higher headquarters (b) Sister headquarters (c) Next lower headquarters (d) Resupply, maintenance (e) Fire support officer (f) Intelnet (g) Air Force liaison officer b. VRC-83: <ul style="list-style-type: none"> (1) Word of the day (2) Call signs (3) Frequencies c. Joint surveillance target attack radar system: <ul style="list-style-type: none"> (1) KGV-8 crypto (2) Orbit 1 (3) Orbit 2 (4) GRCA (5) Time (6) Call signs d. Secure data up-link: <ul style="list-style-type: none"> (1) Fixed frequency or spectrum shift (2) Down-link (3) Fixed frequency or spectrum shift (4) Ground data terminal address (5) Time constant (6) Short code (7) Long code e. AFATDS - complete entire panel set. f. All source analysis system-remote workstation - complete entire panel set. g. Satellite communications - complete entire panel set: 		

TASK STEPS AND PERFORMANCE MEASURES	GO	NO-GO
(1) PRC-140 (2) KG-84 (3) TROJAN Spirit (4) Commander's tactical terminal (5) Unmanned aerial vehicle		

TASK PERFORMANCE / EVALUATION SUMMARY BLOCK							
ITERATION	1	2	3	4	5	M	TOTAL
TOTAL TASK STEPS EVALUATED							
TOTAL TASK STEPS "GO"							
TRAINING STATUS "GO"/"NO-GO"							

"**" indicates a leader task step.

SUPPORTING INDIVIDUAL TASKS

Task Number	Task Title	References
113-573-8006	USE AN AUTOMATED SIGNAL OPERATION INSTRUCTION (SOI)	STP 21-24-SMCT
113-637-2001(SL1)	Communicate via a Tactical Radio	STP 21-1-SMCT

SUPPORTING COLLECTIVE TASKS: NONE

OPFOR TASKS AND STANDARDS

TASK: Conduct Electronic Warfare (34-OPFOR-1012)

CONDITION: OPFOR employs collection and direction finding assets (ground and air), to monitor and locate enemy forces.

STANDARD: The positions of enemy command, intelligence, and logistics units were located. The locations of the positions were forwarded to OPFOR headquarters. Jamming signals were used against enemy radio receivers. Enemy radio nets were monitored and all information of intelligence value was reported to OPFOR HQ.

TASK: Disrupt Enemy Movement and Operations Using Persistent and Non-Persistent Chemical Weapons (34-OPFOR-1001)

CONDITION: Conventional artillery weapons or aircraft are available to deliver chemical weapons. Routes and key bases in the rear area have been selected.

STANDARD: Chemical agents were delivered into targeted areas. The movement of enemy supplies and equipment to forward areas was delayed by disrupting command and control systems. Enemy movement was successfully channeled into predesignated ambush areas. Enemy supplies and equipment were contaminated. A high rate of casualties were inflicted on enemy forces.

TASK: Conduct Aerial Reconnaissance (34-OPFOR-1007)

CONDITION: OPFOR HQ requires intelligence on the location and identification of enemy elements. Aircraft is dispatched to take photographs and conduct a visual inspection of enemy area.

STANDARD: Located and photographed enemy positions in assigned sectors, to include: support and storage bases and command and control facilities. Visual checks were conducted when possible. The enemy was not engaged. Priority Intelligence Requests and other Information Requirements were reported to OPFOR HQ.

TASK: Disrupt Enemy Movement and Operations Using Tactical Nuclear Weapons (34-OPFOR-1002)

CONDITION: Orders have been received to use tactical nuclear weapons in the enemy's rear. Key locations have been identified.

STANDARD: Tactical nuclear missiles were delivered on target. Movement of equipment and supplies was disrupted or delayed to forward areas. Enemy equipment and supplies were destroyed. A high rate of nuclear casualties was inflicted among enemy troops.

ELEMENT: INTEL PROCESSING TEAM

TASK: Conduct Common Ground Station (CGS) Mission Activities (34-5-0052)
 (FM 34-25-1) (FM 34-10) (FM 34-10-2)
 (FM 34-25-1A) (FM 34-40-3) (FM 34-8)
 (FM 34-80)

ITERATION: 1 2 3 4 5 M (Circle)

COMMANDER/LEADER ASSESSMENT: T P U (Circle)

CONDITIONS: The common ground station is operational. The common ground station team has received a premission briefing from the supported commander on the area of interest. The team is prepared to provide imagery information to the tactical commander through use of common ground station hardware and software. Some iterations of this task should be performed in MOPP4.

TASK STANDARDS: Combat information, which supported priority intelligence requirements, was transmitted to appropriate units and agencies in near real time.

TASK STEPS AND PERFORMANCE MEASURES	GO	NO-GO
<ol style="list-style-type: none"> 1. Request radar service. <ol style="list-style-type: none"> a. Select proper radar service request to receive necessary imagery. b. Fill in radar service request, giving all required data. c. Send request via data link. d. Receive approval/disapproval message from aircraft. 2. Perform target-tracking procedures. <ol style="list-style-type: none"> a. Select target in proper priority order. b. Fill out description of target and assign priority according to mission brief guidance. c. Complete a size box obtaining and recording strength, length, width, direction of travel, and speed. d. Make target predictions as necessary. e. Set event alarms. f. Establish fences, watchdogs, and other parameters. 3. Receive and display unmanned aerial vehicle imagery. <ol style="list-style-type: none"> a. Record unmanned aerial vehicle imagery. b. Correlate unmanned aerial vehicle imagery with all other imagery and information received. 4. Receive signals intelligence data through the commander's tactical terminal and DB2I exchange. <ol style="list-style-type: none"> a. Display and store signals intelligence as tactical reports. b. Correlate signals intelligence data with all other data collected. 5. Communicate target information through use of proper reports. 6. Receive requests for information from AFATDS and all source analysis system. <ol style="list-style-type: none"> a. Record incoming requests for information from supported commander. b. Respond to requests for information within given time limits. 7. Maintain communications with the mission aircraft. 		

TASK PERFORMANCE / EVALUATION SUMMARY BLOCK							
ITERATION	1	2	3	4	5	M	TOTAL
TOTAL TASK STEPS EVALUATED							
TOTAL TASK STEPS "GO"							
TRAINING STATUS "GO"/"NO-GO"							

"**" indicates a leader task step.

SUPPORTING INDIVIDUAL TASKS

Task Number	Task Title	References
113-637-2001(SL1)	Communicate via a Tactical Radio	STP 21-1-SMCT
301-371-1052(SL1)	PROTECT CLASSIFIED INFORMATION AND MATERIAL	STP 21-1-SMCT

SUPPORTING COLLECTIVE TASKS: NONE

OPFOR TASKS AND STANDARDS

TASK: Conduct Electronic Warfare (34-OPFOR-1012)

CONDITION: OPFOR employs collection and direction finding assets (ground and air), to monitor and locate enemy forces.

STANDARD: The positions of enemy command, intelligence, and logistics units were located. The locations of the positions were forwarded to OPFOR headquarters. Jamming signals were used against enemy radio receivers. Enemy radio nets were monitored and all information of intelligence value was reported to OPFOR HQ.

TASK: Attack (34-OPFOR-1010)

CONDITION: Enemy rear area support base has been located. PIR's and other intelligence requirements have been obtained by OPFOR patrols. Element has automatic and anti-armor weapons, and light mortars. Element is approximately the size of two platoons.

STANDARD: An attack plan was developed. An attack was initiated using a scheme of maneuver that exploited enemy flanks, gaps, and weaknesses. Covered and concealed routes were used to approach enemy areas. Employed indirect fire to support attack. Penetrated enemy defenses. Destroyed equipment and supplies, inflicted casualties, isolated the support base, and blocked reinforcements. The enemy unit was forced to displace.

TASK: Disrupt Enemy Movement and Operations Using Persistent and Non-Persistent Chemical Weapons (34-OPFOR-1001)

CONDITION: Conventional artillery weapons or aircraft are available to deliver chemical weapons. Routes and key bases in the rear area have been selected.

STANDARD: Chemical agents were delivered into targeted areas. The movement of enemy supplies and equipment to forward areas was delayed by disrupting command and control systems. Enemy movement was successfully channeled into predesignated ambush areas. Enemy supplies and equipment were contaminated. A high rate of casualties were inflicted on enemy forces.

TASK: Conduct Aerial Reconnaissance (34-OPFOR-1007)

CONDITION: OPFOR HQ requires intelligence on the location and identification of enemy elements. Aircraft is dispatched to take photographs and conduct a visual inspection of enemy area.

STANDARD: Located and photographed enemy positions in assigned sectors, to include: support and storage bases and command and control facilities. Visual checks were conducted when possible. The enemy was not engaged. Priority Intelligence Requests and other Information Requirements were reported to OPFOR HQ.

TASK: Disrupt Enemy Movement and Operations Using Tactical Nuclear Weapons (34-OPFOR-1002)

CONDITION: Orders have been received to use tactical nuclear weapons in the enemy's rear. Key locations have been identified.

STANDARD: Tactical nuclear missiles were delivered on target. Movement of equipment and supplies was disrupted or delayed to forward areas. Enemy equipment and supplies were destroyed. A high rate of nuclear casualties was inflicted among enemy troops.

TASK: Maintain Contact (34-OPFOR-1011)

CONDITION: OPFOR element is tactically engaged with enemy base defense forces. Enemy forces are withdrawing under pressure.

STANDARD: The enemy forces were engaged decisively. As the enemy withdrew, the unit or force advanced maintaining contact.

ELEMENT: INTEL PROCESSING TEAM

TASK: Conduct Common Ground Station (CGS) Post-Mission Activities (34-5-0053)
 (FM 34-10) (FM 34-10-2) (FM 34-25-1)
 (FM 34-25-1A)

ITERATION: 1 2 3 4 5 M (Circle)
COMMANDER/LEADER ASSESSMENT: T P U (Circle)

CONDITIONS: The common ground station team is deployed in support of tactical operations. The mission is complete. Some iterations of this task should be performed in MOPP4.

TASK STANDARDS: Reviewed all work assignments to ensure there were no outstanding tasks and completed a post-mission analysis of the stored data. An end of mission report was completed and forwarded, all secure codes/data were cleared as appropriate.

TASK STEPS AND PERFORMANCE MEASURES	GO	NO-GO
1. Begin post-mission analysis. a. Analyze imagery collected during the mission. b. Compare new mission imagery with past mission imagery. c. Note any radical changes in movement patterns in current and past missions. d. Report all noted changes to the supported commander. e. Save or purge information on database. f. Complete end of mission report and pass on to supported commander. 2. Clear all parameters and codes (commander's tactical terminal hybrid receive only and ground data terminal). 3. Enter quit panel and log off (record time of shut down in system log). 4. Clear digital codes from the following equipment: a. TACFIRE KY-57 and VOICE b. All source analysis system KY-68 c. Ground data terminal 5. Clear all KG-84 frequencies. 6. Clear all radio frequencies. 7. Notify commander that mission is complete.		

TASK PERFORMANCE / EVALUATION SUMMARY BLOCK							
ITERATION	1	2	3	4	5	M	TOTAL
TOTAL TASK STEPS EVALUATED							
TOTAL TASK STEPS "GO"							
TRAINING STATUS "GO"/"NO-GO"							

"*" indicates a leader task step.

SUPPORTING INDIVIDUAL TASKS

Task Number	Task Title	References
301-371-1052(SL1)	PROTECT CLASSIFIED INFORMATION AND MATERIAL	STP 21-1-SMCT

SUPPORTING COLLECTIVE TASKS: NONE

OPFOR TASKS AND STANDARDS

TASK: Conduct Air Attacks (34-OPFOR-1006)

CONDITION: OPFOR elements in the rear area have forwarded the coordinates of enemy facilities/elements. OPFOR aircraft have been dispatched to attack enemy installations or convoys.

STANDARD: Support sites, command and control facilities, and/or convoys were located. Attack runs on designated targets were conducted. Enemy equipment, supplies, and vehicles were destroyed and enemy personnel were killed.

TASK: Disrupt Enemy Movement and Operations Using Persistent and Non-Persistent Chemical Weapons (34-OPFOR-1001)

CONDITION: Conventional artillery weapons or aircraft are available to deliver chemical weapons. Routes and key bases in the rear area have been selected.

STANDARD: Chemical agents were delivered into targeted areas. The movement of enemy supplies and equipment to forward areas was delayed by disrupting command and control systems. Enemy movement was successfully channeled into predesignated ambush areas. Enemy supplies and equipment were contaminated. A high rate of casualties were inflicted on enemy forces.

TASK: Conduct Aerial Reconnaissance (34-OPFOR-1007)

CONDITION: OPFOR HQ requires intelligence on the location and identification of enemy elements. Aircraft is dispatched to take photographs and conduct a visual inspection of enemy area.

STANDARD: Located and photographed enemy positions in assigned sectors, to include: support and storage bases and command and control facilities. Visual checks were conducted when possible. The enemy was not engaged. Priority Intelligence Requests and other Information Requirements were reported to OPFOR HQ.

TASK: Disrupt Enemy Movement and Operations Using Tactical Nuclear Weapons (34-OPFOR-1002)

CONDITION: Orders have been received to use tactical nuclear weapons in the enemy's rear. Key locations have been identified.

STANDARD: Tactical nuclear missiles were delivered on target. Movement of equipment and supplies was disrupted or delayed to forward areas. Enemy equipment and supplies were destroyed. A high rate of nuclear casualties was inflicted among enemy troops.

ELEMENT: INTEL PROCESSING TEAM

TASK: Prepare the Common Ground Station (CGS) for Redeployment (34-5-0054)
 (FM 34-80) (FM 34-10) (FM 34-10-2)
 (FM 34-25-1) (FM 34-25-1A)

ITERATION: 1 2 3 4 5 M (Circle)
COMMANDER/LEADER ASSESSMENT: T P U (Circle)

CONDITIONS: The common ground station has been ordered to redeploy. The common ground station team completes mission operations and begins post-mission operations. TM 11-5865-322-10-1 is available. Some iterations of this task should be performed in MOPP4.

TASK STANDARDS: The common ground station team completed all teardown procedures and was ready for redeployment in accordance with time lines issued by the commander.

TASK STEPS AND PERFORMANCE MEASURES	GO	NO-GO
<ol style="list-style-type: none"> 1. Remove and stow camouflage. 2. Complete teardown procedures. <ol style="list-style-type: none"> a. Mission shelter: <ol style="list-style-type: none"> (1) Press the System Shutdown button (2) Wait 120 seconds. Countdown (3) Power down mission equipment in accordance with the technical manual (4) Turn OFF mission shelter in accordance with the technical manual (5) After power is turned OFF, give the okay signal to the generator team (6) Remove/store frequency modulated antennas (7) Store ultra high frequency antenna (8) Replace the air conditioner b. Support shelter: <ol style="list-style-type: none"> (1) Retract the mast assembly (2) Lower the mast assembly (3) Remove the surveillance and control data link cable (4) Store the surveillance and control data link cable (5) Remove the surveillance and control data link antenna (6) Raise the mast assembly (7) Power down the support shelter (8) Give the okay signal to the generator team (9) Replace the air conditioner cover c. Generator (AFTER RECEIVING THE "OK" SIGNALS!): <ol style="list-style-type: none"> (1) Toggle the close/open circuit to open (2) Turn OFF generators in accordance with the technical manual (3) Disconnect power cables from shelters (4) Store power cables. d. Mission shelter: <ol style="list-style-type: none"> (1) Remove/store grounding cables (2) Remove/ store grounding rods (3) Store slide hammer and ladder (4) Store chock e. Support shelter: Store ladder and chock. f. Generator: <ol style="list-style-type: none"> (1) Store grounding cables 		

TASK STEPS AND PERFORMANCE MEASURES	GO	NO-GO
(2) Store grounding rods (3) Store slide hammer (4) Store fire extinguishers (5) Store fuel cans g. Mission shelter: Start ground guide instructions. h. Mission support: Start support truck. i. Generator: Ground guide trucks to generators. j. Mission shelter: Follow ground guide instructions. k. Mission support: Follow ground guide instructions. l. Generator: (1) Hookup towing pintles to trucks (2) Connect trailer chains to trucks (3) Connect trailer lighting cables (4) Conduct lights check (5) Remove/store leveling legs (6) Release trailer brakes 3. Move out in accordance with the operations order.		

TASK PERFORMANCE / EVALUATION SUMMARY BLOCK							
ITERATION	1	2	3	4	5	M	TOTAL
TOTAL TASK STEPS EVALUATED							
TOTAL TASK STEPS "GO"							
TRAINING STATUS "GO"/"NO-GO"							

"**" indicates a leader task step.

SUPPORTING INDIVIDUAL TASKS

Task Number	Task Title	References
551-88N-0002(SL2)	Prepare for Unit Movement	STP 21-24-SMCT
551-88N-0003(SL4)	Plan Unit Move	STP 21-24-SMCT
551-88N-0004(SL3)	Coordinate Unit Movement	STP 21-24-SMCT
850-001-2000(SL2)	Employ Accident Prevention Measures and Risk Mgt Process	STP 21-24-SMCT
850-001-3001(SL3)	Control Mission Safety Hazard	STP 21-24-SMCT
850-001-4001(SL4)	Integrate Risk Mgt Into Platoon	STP 21-24-SMCT

SUPPORTING COLLECTIVE TASKS: NONE

OPFOR TASKS AND STANDARDS

TASK: Attack (34-OPFOR-1010)

CONDITION: Enemy rear area support base has been located. PIR's and other intelligence requirements have been obtained by OPFOR patrols. Element has automatic and anti-armor weapons, and light mortars. Element is approximately the size of two platoons.

STANDARD: An attack plan was developed. An attack was initiated using a scheme of maneuver that exploited enemy flanks, gaps, and weaknesses. Covered and concealed routes were used to approach enemy areas. Employed indirect fire to support attack. Penetrated enemy defenses. Destroyed equipment and supplies, inflicted casualties, isolated the support base, and blocked reinforcements. The enemy unit was forced to displace.

TASK: Conduct Air Attacks (34-OPFOR-1006)

CONDITION: OPFOR elements in the rear area have forwarded the coordinates of enemy facilities/elements. OPFOR aircraft have been dispatched to attack enemy installations or convoys.

STANDARD: Support sites, command and control facilities, and/or convoys were located. Attack runs on designated targets were conducted. Enemy equipment, supplies, and vehicles were destroyed and enemy personnel were killed.

TASK: Disrupt Enemy Movement and Operations Using Persistent and Non-Persistent Chemical Weapons (34-OPFOR-1001)

CONDITION: Conventional artillery weapons or aircraft are available to deliver chemical weapons. Routes and key bases in the rear area have been selected.

STANDARD: Chemical agents were delivered into targeted areas. The movement of enemy supplies and equipment to forward areas was delayed by disrupting command and control systems. Enemy movement was successfully channeled into predesignated ambush areas. Enemy supplies and equipment were contaminated. A high rate of casualties were inflicted on enemy forces.

TASK: Conduct Aerial Reconnaissance (34-OPFOR-1007)

CONDITION: OPFOR HQ requires intelligence on the location and identification of enemy elements. Aircraft is dispatched to take photographs and conduct a visual inspection of enemy area.

STANDARD: Located and photographed enemy positions in assigned sectors, to include: support and storage bases and command and control facilities. Visual checks were conducted when possible. The enemy was not engaged. Priority Intelligence Requests and other Information Requirements were reported to OPFOR HQ.

TASK: Disrupt Enemy Movement and Operations Using Tactical Nuclear Weapons (34-OPFOR-1002)

CONDITION: Orders have been received to use tactical nuclear weapons in the enemy's rear. Key locations have been identified.

STANDARD: Tactical nuclear missiles were delivered on target. Movement of equipment and supplies was disrupted or delayed to forward areas. Enemy equipment and supplies were destroyed. A high rate of nuclear casualties was inflicted among enemy troops.

TASK: Conduct Hasty Ambush (34-OPFOR-1003)

CONDITION: OPFOR element is moving in a concealed area when an enemy element is reported moving along an adjacent route.

STANDARD: The ambush site was prepared before the arrival of enemy element. The enemy force was surprised and casualties were inflicted within the designated kill zone. Delayed enemy march element from reaching its specified destination. Withdrew, on order, within two minutes of ambush initiation. Reported results of mission to headquarters.

TASK: Conduct Raid (34-OPFOR-1009)

CONDITION: OPFOR element has occupied an objective rally point and has orders to conduct a raid on a rear area base.

STANDARD: Enemy forces were surprised. Assaulted enemy support base and accomplished assigned tasks. Specified equipment and supplies were destroyed. Decisive engagement was avoided. All personnel were withdrawn from the area within the prescribed time. The collected intelligence data satisfied the Priority Intelligence Requirements.

TASK: Maintain Contact (34-OPFOR-1011)

CONDITION: OPFOR element is tactically engaged with enemy base defense forces. Enemy forces are withdrawing under pressure.

STANDARD: The enemy forces were engaged decisively. As the enemy withdrew, the unit or force advanced maintaining contact.

TASK: Conduct Deliberate Ambush (34-OPFOR-1004)

CONDITION: OPFOR element is operating along an enemy major supply route. Intelligence has reported an enemy convoy approaching the element. Headquarters has ordered complete destruction of the march element. The march element is approximately fifteen minutes from the ambush point. OPFOR element possesses automatic weapons, anti-armor weapons, and command detonated mines.

STANDARD: Prepared ambush site before arrival of enemy convoy. Surprised enemy forces. Forced enemy march element to halt in kill zone. Killed, wounded, or captured enemy personnel and destroyed all vehicles and equipment. Consolidated and withdrew from the area on order. Results of the mission were reported to headquarters.

ELEMENT: INTERROGATION TEAM

TASK: Establish Interrogation Site (34-5-0205)
(FM 34-52)

ITERATION: 1 2 3 4 5 M (Circle)

COMMANDER/LEADER ASSESSMENT: T P U (Circle)

CONDITIONS: Human intelligence collection team (interrogators) have been tasked to establish an enemy prisoner of war (EPW)/detainee interrogation site within a facility. The facility is already constructed at a location determined by the commander. A unit standing operating procedures (SOP), and logistical and personnel support are available. Some iterations of this task should be performed in MOPP4.

TASK STANDARDS: The interrogation site was established within the facility and coordination for logistical and personnel support was accomplished IAW commander's guidance and the SOP.

TASK STEPS AND PERFORMANCE MEASURES	GO	NO-GO
<p>* 1. Team leader receives a briefing from higher headquarters and briefs the team. Note: The interrogation facility is normally collocated with a holding area. The actual construction of the interrogation facility and holding area is the responsibility of the engineers. Security of the facility and handling of EPW/detainees is the responsibility of the military police.</p> <ul style="list-style-type: none"> a. Brief the team on number of EPW/detainees, the desired goals of the interrogation, and the concept of operation. b. Brief the team on procedures to obtain fuel, repair parts, various classes of supplies, transportation, engineering and military police support as needed to sustain and maintain interrogation operations. <p>2. Team establishes areas within the interrogation facility.</p> <ul style="list-style-type: none"> a. Establish the following: <ul style="list-style-type: none"> (1) Team operations area. (2) Screening area. (3) Document exploitation area. (4) Interrogation area (in booths or rooms if available). <p>* 3. Develop a diagram of the interrogation site indicating location of key areas and other information.</p> <p>* 4. Team chief coordinates with holding area OIC.</p> <ul style="list-style-type: none"> a. Coordinate for guards to accompany EPW or detainees throughout the screening and interrogation. b. Coordinate the routes and procedures to be used when moving EPWs/detainees between the latrine, holding area, screening area, and the interrogation area. c. Maintain a log of coordination actions taken to date. <p>* 5. Team chief coordinates moral, welfare, and recreation support for soldiers.</p> <ul style="list-style-type: none"> a. Coordinate preventive and routine medical care. b. Arrange distribution and collection of personal mail. c. Coordinate hot "A" rations in the ration cycle. d. Make provisions and time for personal hygiene and showers. e. Conduct physical conditioning program. f. Coordinate fuel, prescribed load list, and maintenance requirements. 		

TASK STEPS AND PERFORMANCE MEASURES	GO	NO-GO
* 6. Team chief reports when team is ready to begin operations. a. Meet with team members to ensure site is set up as directed. b. Inform higher headquarters and holding area OIC the site is established and interrogation operations can begin. c. Request from the supported unit or higher headquarters any additional support required.		

TASK PERFORMANCE / EVALUATION SUMMARY BLOCK							
ITERATION	1	2	3	4	5	M	TOTAL
TOTAL TASK STEPS EVALUATED							
TOTAL TASK STEPS "GO"							
TRAINING STATUS "GO"/"NO-GO"							

"*" indicates a leader task step.

SUPPORTING INDIVIDUAL TASKS

Task Number	Task Title	References
191-376-4100(SL2)	Perform EPW/CI Security and Control Activities at an EPW/CI CAMP	STP 21-24-SMCT

SUPPORTING COLLECTIVE TASKS: NONE

OPFOR TASKS AND STANDARDS

TASK: Disrupt Enemy Movement and Operations Using Persistent and Non-Persistent Chemical Weapons (34-OPFOR-1001)

CONDITION: Conventional artillery weapons or aircraft are available to deliver chemical weapons. Routes and key bases in the rear area have been selected.

STANDARD: Chemical agents were delivered into targeted areas. The movement of enemy supplies and equipment to forward areas was delayed by disrupting command and control systems. Enemy movement was successfully channeled into predesignated ambush areas. Enemy supplies and equipment were contaminated. A high rate of casualties were inflicted on enemy forces.

TASK: Conduct Aerial Reconnaissance (34-OPFOR-1007)

CONDITION: OPFOR HQ requires intelligence on the location and identification of enemy elements. Aircraft is dispatched to take photographs and conduct a visual inspection of enemy area.

STANDARD: Located and photographed enemy positions in assigned sectors, to include: support and storage bases and command and control facilities. Visual checks were conducted when possible. The enemy was not engaged. Priority Intelligence Requests and other Information Requirements were reported to OPFOR HQ.

TASK: Disrupt Enemy Movement and Operations Using Tactical Nuclear Weapons (34-OPFOR-1002)

CONDITION: Orders have been received to use tactical nuclear weapons in the enemy's rear. Key locations have been identified.

STANDARD: Tactical nuclear missiles were delivered on target. Movement of equipment and supplies was disrupted or delayed to forward areas. Enemy equipment and supplies were destroyed. A high rate of nuclear casualties was inflicted among enemy troops.

TASK: Disrupt Friendly Defensive Operations (34-OPFOR-1014)

CONDITION: Friendly forces are establishing local defensive positions and obstacles. OPFOR element receives orders to harass and disrupt these efforts. OPFOR has offensive air support and NBC weapons available.

STANDARD: OPFOR element located and penetrated friendly positions and caused a halt or disruption in work being completed on defenses.

TASK: Conduct Terrorist and Saboteur Attacks (34-OPFOR-1013)

CONDITION: OPFOR dispatches small team(s) into enemy rear area to disrupt support operations.

STANDARD: Rear support bases and command and control facilities were located. Rear area support operations were delayed and disrupted. Rear area bases were infiltrated to conduct sabotage and terrorist activities. Supplies and equipment were destroyed and casualties were inflicted.

TASK: Conduct Hasty Ambush (34-OPFOR-1003)

CONDITION: OPFOR element is moving in a concealed area when an enemy element is reported moving along an adjacent route.

STANDARD: The ambush site was prepared before the arrival of enemy element. The enemy force was surprised and casualties were inflicted within the designated kill zone. Delayed enemy march element from reaching its specified destination. Withdrew, on order, within two minutes of ambush initiation. Reported results of mission to headquarters.

TASK: Conduct Raid (34-OPFOR-1009)

CONDITION: OPFOR element has occupied an objective rally point and has orders to conduct a raid on a rear area base.

STANDARD: Enemy forces were surprised. Assaulted enemy support base and accomplished assigned tasks. Specified equipment and supplies were destroyed. Decisive engagement was avoided. All personnel were withdrawn from the area within the prescribed time. The collected intelligence data satisfied the Priority Intelligence Requirements.

TASK: Conduct Deliberate Ambush (34-OPFOR-1004)

CONDITION: OPFOR element is operating along an enemy major supply route. Intelligence has reported an enemy convoy approaching the element. Headquarters has ordered complete destruction of the march element. The march element is approximately fifteen minutes from the ambush point. OPFOR element possesses automatic weapons, anti-armor weapons, and command detonated mines.

STANDARD: Prepared ambush site before arrival of enemy convoy. Surprised enemy forces. Forced enemy march element to halt in kill zone. Killed, wounded, or captured enemy personnel and destroyed all vehicles and equipment. Consolidated and withdrew from the area on order. Results of the mission were reported to headquarters.

ELEMENT: INTERROGATION TEAM

TASK: Conduct Interrogation Support Operations (34-5-0214)
(FM 34-52)

ITERATION: 1 2 3 4 5 M (Circle)

COMMANDER/LEADER ASSESSMENT: T P U (Circle)

CONDITIONS: The interrogation team is established at the brigade support area (BSA). The interrogation team will provide HUMINT collection support at the BSA and be prepared to provide direct support to deployed battalions. Communications have been established using the Counterintelligence/Human intelligence Automated Tool Set (CHATS) and FM radio. The commander's Priority Intelligence Request (PIR) are known and a unit standing operating procedure (SOP) is available. Some iterations of this task should be performed in MOPP4.

TASK STANDARDS: Performed screening, interrogation, and document exploitation IAW the commander's guidance and the unit SOP. Maintain records and files IAW unit SOP and commander's guidance.

TASK STEPS AND PERFORMANCE MEASURES	GO	NO-GO
<ul style="list-style-type: none"> * 1. Team leader supervises the interrogation team. <ul style="list-style-type: none"> a. Provide Priority Intelligence Requirements (PIR) to all team members. b. Conduct regular checks with the brigade S2 to ensure latest PIR have been received. c. Conduct mission planning. 2. Conduct EPW/detainee screening operations. <ul style="list-style-type: none"> a. Use CHATS database and digital camera to assist in screening process. b. Screen EPW/detainees as they arrive at the brigade collection point. c. Use linguists as needed to assist with screening. d. Identify high priority EPW/detainees to interrogate using PIR and team leader's guidance. 3. Conduct interrogation operations. See FM 34-52 for detailed steps on approach, map tracking, questioning techniques, and termination of an interrogation. <ul style="list-style-type: none"> a. Interrogate EPW/detainees first that have the highest priority. b. Determine the language and fluency required for interrogation and use a linguist as necessary. c. Identify the best approach to use. d. Obtain background information and physical condition of the EPW/detainee. e. Interrogate, conduct map tracking, and terminate the interrogation. f. Gather all information obtained during the interrogation and write reports. * 4. Team chief monitors conduct of interrogations. <ul style="list-style-type: none"> a. Ensure Enemy Prisoners of war (EPW)/detainees are treated IAW the Geneva Conventions. b. Report violations through the chain of command. * 5. Team chief reports the status of interrogations to higher headquarters. <ul style="list-style-type: none"> a. Determine frequency, method, and format for reporting. b. Consolidate and forward all reports to higher headquarters or the supported unit using CHATS or FM radio. c. Immediately report loss of personnel or major end items. 		

TASK STEPS AND PERFORMANCE MEASURES	GO	NO-GO
<p>d. Coordinate with supported unit for vehicle maintenance support, when required.</p> <p>6. Screen, categorize, exploit, and evacuate Captured Enemy Documents (CED).</p> <ul style="list-style-type: none"> a. Inventory all incoming CED. b. Compare incoming CEDs with the document transmittal forms and document tags that accompanied them. c. Identify all CEDs listed on the document transmittal forms but not on hand. d. Identify all CEDs with incomplete or missing document transmittal forms or document tags. e. Initiate trace action on all missing CEDs. f. Document effort to trace missing CEDs. g. Scan each CED to determine its content. h. Extract and translate pertinent information from CEDs. i. Identify as category A all CEDs containing time-sensitive information that pertain to the team's PIR/IR. Electronically scan and transmit highly perishable documents and associated analytic notations to higher headquarters using CHATS. j. Identify as category B all CEDs that are encrypted, contain cryptographic information, or contain information relating to the enemy's communications systems. k. Identify as category C all CEDs containing information, which is not time-sensitive and does not pertain to the team's PIR/IR. l. Identify as category D all CEDs that do not appear to contain any information of intelligence value. m. Identify as Technical Documents (TECHDOC) all CEDs containing technical information associated with specific items of enemy equipment. In order to expedite their evacuation and exploitation, TECHDOC CEDs will receive the same processing priority as Category A CEDs. n. Report all PIR information to higher headquarters as soon as it is identified. o. Group CEDs, prepare transmittal forms in order of priority, and evacuate to the next higher echelon. <p>7. Document interrogation activities.</p> <ul style="list-style-type: none"> a. Establish records and files of interrogations, CED exploitation, and other interrogation operations IAW unit SOP and team leader's guidance. b. Record all events, which impact on the team's operations. c. Use CHATS to establish and maintain files where feasible. 		

TASK PERFORMANCE / EVALUATION SUMMARY BLOCK							
ITERATION	1	2	3	4	5	M	TOTAL
TOTAL TASK STEPS EVALUATED							
TOTAL TASK STEPS "GO"							
TRAINING STATUS "GO"/"NO-GO"							

"*" indicates a leader task step.

SUPPORTING INDIVIDUAL TASKS

Task Number	Task Title	References
113-637-2001(SL1) 121-004-1227	Communicate via a Tactical Radio ESTABLISH FILES	STP 21-1-SMCT STP 34-97E1-SM

SUPPORTING INDIVIDUAL TASKS

Task Number	Task Title	References
181-105-1001(SL1)	Comply with the Law of War and the Geneva and Hague Conventions	STP 21-1-SMCT
181-105-2001(SL2)	Enforce the Law of War and the Geneva and Hague Conventions	STP 21-24-SMCT
191-376-4101(SL2)	Process EPW/CI at Collecting Point or Holding Area.	STP 21-24-SMCT
301-337-3305	SELECT SOURCES AND ASSIGN PRIORITY OF INTERROGATION	STP 34-97E24-SM-TG
301-337-3308	ASSIGN INTERROGATORS	STP 34-97E24-SM-TG
301-371-1000(SL1)	REPORT INTELLIGENCE INFORMATION	STP 21-1-SMCT
301-371-1200(SL2)	PROCESS CAPTURED MATERIEL	STP 21-24-SMCT
301-97E-1321	ACCOUNT FOR CAPTURED ENEMY DOCUMENTS AND EQUIPMENT	STP 34-97E1-SM
301-97E-1322	SCREEN CAPTURED ENEMY DOCUMENTS AND EQUIPMENT	STP 34-97E1-SM
301-97E-1323	TRANSLATE DOCUMENTS	STP 34-97E1-SM
301-97E-1324	EVACUATE CAPTURED ENEMY DOCUMENTS AND EQUIPMENT	STP 34-97E1-SM
301-97E-1325	DETERMINE DISPOSITION OF DOCUMENTS CAPTURED WITH EPW/DETAINEES	STP 34-97E1-SM
301-97E-1400	PROCESS DOCUMENTS	STP 34-97E1-SM
301-97E-1401	SCREEN DOCUMENTS FOR INTELLIGENCE VALUE	STP 34-97E1-SM
301-97E-1402	DETERMINE DISPOSITION OF SOURCE RELATED DOCUMENTS	STP 34-97E1-SM
301-97E-1403	EXPLOIT DOCUMENTS	STP 34-97E1-SM
301-97E-1450	EXPLOIT OPEN SOURCE MATERIAL	STP 34-97E1-SM
301-97E-1451	CONDUCT AN INTERROGATION USING AN INTERPRETER	STP 34-97E1-SM
301-97E-1500	PREPARE A TACTICAL TRANSLATION REPORT	STP 34-97E1-SM
301-97E-1501	PREPARE A SPOT REPORT (IN SALUTE FORMAT)	STP 34-97E1-SM
301-97E-1502	PREPARE A TACTICAL INTERROGATION REPORT (TIR)	STP 34-97E1-SM
301-97E-3309	ASSIGN DOCUMENT TRANSLATORS	STP 34-97E24-SM-TG
301-97E-3310	ASSIGN INTERPRETERS	STP 34-97E24-SM-TG
301-97E-4307	SUPERVISE INTERROGATION ACTIVITIES	STP 34-97E24-SM-TG
301-97E-4309	SUPERVISE INTERPRETATION ACTIVITIES	STP 34-97E24-SM-TG

SUPPORTING COLLECTIVE TASKS: NONE**OPFOR TASKS AND STANDARDS**

TASK: Surrender to Capturing Unit on the Battlefield (34-OPFOR-1017)

CONDITION: Friendly forces capture OPFOR element in whole or in part during operations. OPFOR soldiers have documents/equipment of tactical value with them when captured.

STANDARD: OPFOR soldiers prevented capture of documents/equipment and consistently hindered efforts of friendly forces to search, segregate, and secure them.

TASK: Disrupt Enemy Movement and Operations Using Persistent and Non-Persistent Chemical Weapons (34-OPFOR-1001)

CONDITION: Conventional artillery weapons or aircraft are available to deliver chemical weapons. Routes and key bases in the rear area have been selected.

STANDARD: Chemical agents were delivered into targeted areas. The movement of enemy supplies and equipment to forward areas was delayed by disrupting command and control systems. Enemy movement was successfully channeled into predesignated ambush areas. Enemy supplies and equipment were contaminated. A high rate of casualties were inflicted on enemy forces.

TASK: Disrupt Enemy Movement and Operations Using Tactical Nuclear Weapons (34-OPFOR-1002)

CONDITION: Orders have been received to use tactical nuclear weapons in the enemy's rear. Key locations have been identified.

STANDARD: Tactical nuclear missiles were delivered on target. Movement of equipment and supplies was disrupted or delayed to forward areas. Enemy equipment and supplies were destroyed. A high rate of nuclear casualties was inflicted among enemy troops.

TASK: Gather Intelligence (34-OPFOR-1008)

CONDITION: OPFOR elements, operating in the rear area, are planning attacks on enemy bases. Information is needed before plans are finalized.

STANDARD: All Priority Intelligence Requests and other intelligence requirements were identified. Passed through any outpost, defensive wire, or warning device undetected. Moved to an observation point that offered cover and concealment and was close enough to gather required information. Gathered data, which answered intelligence requirements. Withdrew from area undetected. All information of value was reported to OPFOR headquarters.

TASK: Conduct Terrorist and Saboteur Attacks (34-OPFOR-1013)

CONDITION: OPFOR dispatches small team(s) into enemy rear area to disrupt support operations.

STANDARD: Rear support bases and command and control facilities were located. Rear area support operations were delayed and disrupted. Rear area bases were infiltrated to conduct sabotage and terrorist activities. Supplies and equipment were destroyed and casualties were inflicted.

TASK: Perform as a Paramilitary Official (34-OPFOR-1018)

CONDITION: The role player is familiar with the HUMINT mission and scenario.

STANDARD: The role player provides the unit with information, support, or authorization/approval to conduct operations. He/she acts IAW cultural norms established for the scenario. They behave IAW the personality developed for them in support of the scenario. The role player supports actions that do not conflict with his/her national or bureaucratic interests, personality, personal interests, or cultural norms. They also incorporate guidance given to them by the civil affairs planner. He/she stays in character at all times in the presence of BLUFOR.

TASK: Perform as a Government Official (34-OPFOR-1019)

CONDITION: The role player is familiar with the HUMINT mission and scenario.

STANDARD: The role player provides the unit with information, support, or authorization/approval to conduct operations. He/she acts IAW the cultural norms established for the scenario. They behave IAW the personality developed for them in support of the scenario. The role players support actions that do not conflict with his/her national or bureaucratic interests, personality, personal interests, or cultural norms. They also incorporate guidance given to them by the civil affairs planner. He/she stay in character at all times in the presence of BLUFOR.

TASK: Perform as a U.S. Government Official (34-OPFOR-1020)

CONDITION: The role player is familiar with the HUMINT mission and scenario.

STANDARD: The role player provides the unit with information, support, or authorization/approval to conduct operations. He/she acts IAW the cultural norms. They behave IAW the personality developed for them in support of the scenario. The role player supports actions that do not conflict with U.S. national or agency-specific bureaucratic interests, his/her personality or personal interests, cultural norms, or U.S. public opinion. They also incorporate guidance given to them by the civil affairs planner. He/she stay in character at all times in the presence of BLUFOR.

TASK: Perform as a Nongovernmental Organization (NGO) Representative (34-OPFOR-1021)

CONDITION: The role player is familiar with the HUMINT mission and scenario.

STANDARD: The role player provides the unit with information, support, or authorization/approval to conduct operations. He/she behaves IAW the personality developed for them in support of the scenario. They support actions that do not conflict with his/her organizational or bureaucratic interests, personality or personal interests, or international law. They also incorporate guidance given to them by the civil affairs planner. He/she stay in character at all times in the presence of BLUFOR.

TASK: Perform as a Civilian at Stage 1 (Pro Govt, Pro BLUFOR) (34-OPFOR-1022)

CONDITION: The role player is familiar with the HUMINT mission and scenario.

STANDARD: The role player is extremely cooperative with BLUFOR. He/she is nonaggressive towards BLUFOR. They are fully compliant to BLUFOR commands, actively seeks out BLUFOR assistance and informs BLUFOR of all known OPFOR activities. The role player informs on suspected CLF operations, won't willingly assist OPFOR in any way unless placed in jeopardy of life. He/she is willing to overlook minor violations of ROE/Law of War. They act IAW the cultural norms established for the scenario. The role player behaves IAW the personality developed for them and stays in character at all times in the presence of the BLUFOR. He/she incorporates guidance given to him by COB site managers. They are fearful of a pointed weapon.

TASK: Perform as a Civilian at Stage 2 (Pro Govt to Neutral) (34-OPFOR-1023)

CONDITION: The role player is familiar with the HUMINT mission and scenario.

STANDARD: The role player is cooperative with BLUFOR but tries to maintain a neutral facade. He/she is compliant with BLUFOR demands, but complains if BLUFOR violates ROE/Law of War. They only offer BLUFOR use of facilities if an emergency is present. They may pass information about OPFOR to BLUFOR if scripted, or if BLUFOR asks a relevant question. The role player accepts BLUFOR assistance. They won't allow OPFOR assistance or use of facilities unless threatened by force. They are fearful of pointed weapons. He/she acts IAW the cultural norms and behaves IAW the personality developed for them in support of the scenario. They incorporate guidance given to them by COB site managers. He/she stay in character at all times in the presence of BLUFOR.

TASK: Perform as a Civilian at Stage 3 (Neutral) (34-OPFOR-1024)

CONDITION: The role player is familiar with the HUMINT mission and scenario.

STANDARD: The role player is equally cooperative with BLUFOR and OPFOR. He/she will not give information openly to either BLUFOR or OPFOR unless event is directed by COB staff. They report violations of ROE/Law of Land Warfare to civil officials/role play press. He/she openly accepts support from either side. They avoid being overly friendly the BLUFOR and comply with BLUFOR demands, but does so grudgingly. They allow either BLUFOR or OPFOR to temporarily use facilities. He/she is fearful of pointed weapons. The role player acts IAW the cultural norms and behaves IAW the personality developed for them in support of the scenario. They incorporate guidance given to him by COB site managers. They stay in character at all times in the presence of BLUFOR.

TASK: Perform as a Civilian at Stage 4 (Neutral to Anti-government) (34-OPFOR-1025)

CONDITION: The role player is familiar with the HUMINT mission and scenario.

STANDARD: The role player is less cooperative with BLUFOR and is friendly to OPFOR. They will give information to OPFOR when approved by COB site manager. They also will give information to BLUFOR when approved by COB site manager. He/she actively reports any ROE violation in an agitated, boisterous manner. They are reluctantly compliant of BLUFOR demands. They give OPFOR any logistic support available in village. He/she is fearful but belligerent if weapons are pointed at them. He/she acts IAW the cultural norms and behaves IAW the personality developed for them in support of the scenario. They incorporate guidance given by COB site managers. They stay in character at all times in the presence of BLUFOR.

TASK: Perform as a Civilian at Stage 5 (Anti-government/Anti-BLUFOR) (34-OPFOR-1026)

CONDITION: The role player is familiar with the HUMINT mission and scenario.

STANDARD: The role player openly supports OPFOR and is anti-government and anti-BLUFOR. They actively work to frustrate BLUFOR goals. He/she is politically active and seeks to incite others. They give BLUFOR data to OPFOR and allow OPFOR to occupy facilities. They also support terrorist operations but does not actively participate. They will turn in to OPFOR who are pro-BLUFOR and refuses to let BLUFOR use facilities. They are non compliant to BLUFOR demands and is openly disobedient and protests BLUFOR activities. He/she is defiant towards pointed weapons. The role player acts IAW the cultural norms and behaves IAW the personality developed for them in support of the scenario. They incorporate guidance given by COB site managers. They stay in character at all times in the presence of BLUFOR.

TASK: Perform as a Dislocated Civilian (34-OPFOR-1027)

CONDITION: The role player is familiar with the HUMINT mission and scenario.

STANDARD: The role player provides BLUFOR with information and acts IAW the cultural norms established for the scenario. They behave IAW the personality developed for them in support of the scenario. He/she exhibits a strong desire to flee the area by the easiest, most direct route. Without positive control measures by BLUFOR, the role player moves onto MSRs and interferes with tactical operations. He/she will comply with BLUFOR guidance to move through area. However, they become frightened to the point of hysteria if BLUFOR insists on no passage through area or insists on travel through area role player knows is mined or held by OPFOR. They will, on direction of COB site manager, try to bypass or flee through BLUFOR traffic control measures. He/she flees at sound of warning shots and is prone to panic. They beg for mercy when confronted with pointed weapon and becomes hysterical if threatened. They stay in character at all times in the presence of BLUFOR.

TASK: Conduct Raid (34-OPFOR-1009)

CONDITION: OPFOR element has occupied an objective rally point and has orders to conduct a raid on a rear area base.

STANDARD: Enemy forces were surprised. Assaulted enemy support base and accomplished assigned tasks. Specified equipment and supplies were destroyed. Decisive engagement was avoided. All personnel were withdrawn from the area within the prescribed time. The collected intelligence data satisfied the Priority Intelligence Requirements.

ELEMENT: 4 HF/VHF ECM TEAMS

TASK: Establish an Electronic Support (ES) or Electronic Attack (EA) Site (34-5-0800)
 (FM 34-10) (FM 34-10-2) (FM 34-13)
 (FM 34-40-3) (FM 34-40-7) (FM 34-40-9)
 (FM 34-8)

ITERATION: 1 2 3 4 5 M (Circle)

COMMANDER/LEADER ASSESSMENT: T P U (Circle)

CONDITIONS: Team has arrived at the tactical intelligence and electronic warfare-operating site. Hazards such as a nuclear, biological, or chemical environment, limited visibility, night, inclement weather, and opposing force can exist. Some iterations of this task should be performed in MOPP4.

TASK STANDARDS: Site was operational within time standards established by the analysis and control team or company command post.

TASK STEPS AND PERFORMANCE MEASURES	GO	NO-GO
<ol style="list-style-type: none"> 1. Conduct map reconnaissance of the area of operations. <ol style="list-style-type: none"> a. Locate the general site assigned by the supported unit. b. Locate the target areas. c. Analyze the terrain to determine specific site employment ensuring line-of-site is maintained with target areas. * 2. Select specific collection site. The team leader selects primary, alternate, and supplementary sites by conducting ground reconnaissance of the specific location. The following factors should be considered in selecting specific sites: <ol style="list-style-type: none"> a. Maximum coverage of the target areas; b. Primary and alternate routes for lateral, forward, and rearward movement; c. Lines of communication (for wire or radio) to the supported unit; d. Availability of cover and concealment; e. Coordination with adjacent units; f. Inform the analysis and control team of final site selection. * 3. Establish security. <ol style="list-style-type: none"> a. Assign fighting positions to protect the site against enemy threat. b. Perform security checks in and around the site. c. Position equipment to take advantage of natural concealment and cover. d. Camouflage equipment to prevent detection by enemy. e. Enforce light, noise, and litter discipline. 4. Establish line of sight with the supported unit. <ol style="list-style-type: none"> a. Communicate with supported unit. b. Notify friendly forces of team's presence. c. Identify logistical and defense requirements. d. Ascertain status of opposing force operating in the area. 5. Conduct before operations preventive maintenance checks and services on equipment. <ol style="list-style-type: none"> a. Identify 100 percent of deadline deficiencies. b. Provide operator level maintenance to keep equipment operational. 6. Set up equipment. 		

TASK STEPS AND PERFORMANCE MEASURES	GO	NO-GO
7. Notify the platoon operations center and/or analysis and control team when team is operational.		
8. Continue to improve field fortifications and camouflage as time allows.		

TASK PERFORMANCE / EVALUATION SUMMARY BLOCK							
ITERATION	1	2	3	4	5	M	TOTAL
TOTAL TASK STEPS EVALUATED							
TOTAL TASK STEPS "GO"							
TRAINING STATUS "GO"/"NO-GO"							

"*" indicates a leader task step.

SUPPORTING INDIVIDUAL TASKS

Task Number	Task Title	References
071-326-0513(SL1)	Select Temporary Fighting Positions	STP 21-1-SMCT
071-326-0608(SL2)	Use Visual Signaling Techniques	STP 21-24-SMCT
071-326-5703(SL1)	Construct Individual Fighting Positions	STP 21-1-SMCT
071-326-5705(SL2)	Establish an Observation Post	STP 21-24-SMCT
071-326-5775(SL4)	Coordinate with an Adjacent Platoon	STP 21-24-SMCT
071-326-5805(SL3)	Conduct a Route Reconnaissance Mission	STP 21-24-SMCT
071-329-1006(SL1)	Navigate from One Point on the Ground to Another Point While Dismounted	STP 21-1-SMCT
071-329-1019(SL2)	Use a Map Overlay	STP 21-24-SMCT
071-329-1030(SL1)	Navigate from One Point on the Ground to Another Point While Mounted	STP 21-1-SMCT
071-331-0815(SL1)	Practice Noise, Light, and Litter Discipline	STP 21-1-SMCT
071-331-1004(SL1)	Perform Duty as a Guard	STP 21-1-SMCT
071-332-5000(SL3)	Prepare an Operation Overlay	STP 21-24-SMCT
071-332-5021(SL3)	Prepare a Situation Map	STP 21-24-SMCT
071-410-0012(SL3)	Conduct Occupation of an Assembly Area	STP 21-24-SMCT
071-430-0002(SL2)	Conduct a Defense by a Squad	STP 21-24-SMCT
071-430-0006(SL4)	Conduct a Defense by a Platoon	STP 21-24-SMCT
071-720-0015(SL3)	Conduct an Area Reconnaissance by a Platoon	STP 21-24-SMCT
091-CLT-4029(SL2)	Supervise Preventive Maintenance Checks and Services (PMCS)	STP 21-24-SMCT
113-571-1023(SL1)	Prepare a Written Message in USMTF Format	STP 21-1-SMCT
113-600-2001(SL1)	Communicate Via a Tactical Telephone	STP 21-1-SMCT
113-637-2001(SL1)	Communicate via a Tactical Radio	STP 21-1-SMCT
191-376-4114(SL1)	Control Entry to and Exit From a Restricted Area	STP 21-1-SMCT
441-091-2000(SL2)	Defend Against Air Attack (Active)	STP 21-24-SMCT
551-88N-0004(SL3)	Coordinate Unit Movement	STP 21-24-SMCT
805C-PAD-1001(SL4)	Prepare a Standing Operating Procedure (SOP)	STP 21-24-SMCT
805C-PAD-2461(SL2)	Maintain Accountability of Personnel (Status Report)	STP 21-24-SMCT
805C-PAD-2472(SL2)	Prepare a Duty Roster	STP 21-24-SMCT

SUPPORTING COLLECTIVE TASKS: NONE**OPFOR TASKS AND STANDARDS**

TASK: Conduct Raid (34-OPFOR-1009)

CONDITION: OPFOR element has occupied an objective rally point and has orders to conduct a raid on a rear area base.

STANDARD: Enemy forces were surprised. Assaulted enemy support base and accomplished assigned tasks. Specified equipment and supplies were destroyed. Decisive engagement was avoided. All personnel were withdrawn from the area within the prescribed time. The collected intelligence data satisfied the Priority Intelligence Requirements.

TASK: Attack (34-OPFOR-1010)

CONDITION: Enemy rear area support base has been located. PIR's and other intelligence requirements have been obtained by OPFOR patrols. Element has automatic and anti-armor weapons, and light mortars. Element is approximately the size of two platoons.

STANDARD: An attack plan was developed. An attack was initiated using a scheme of maneuver that exploited enemy flanks, gaps, and weaknesses. Covered and concealed routes were used to approach enemy areas. Employed indirect fire to support attack. Penetrated enemy defenses. Destroyed equipment and supplies, inflicted casualties, isolated the support base, and blocked reinforcements. The enemy unit was forced to displace.

TASK: Disrupt Enemy Movement and Operations Using Persistent and Non-Persistent Chemical Weapons (34-OPFOR-1001)

CONDITION: Conventional artillery weapons or aircraft are available to deliver chemical weapons. Routes and key bases in the rear area have been selected.

STANDARD: Chemical agents were delivered into targeted areas. The movement of enemy supplies and equipment to forward areas was delayed by disrupting command and control systems. Enemy movement was successfully channeled into predesignated ambush areas. Enemy supplies and equipment were contaminated. A high rate of casualties were inflicted on enemy forces.

TASK: Disrupt Enemy Movement and Operations Using Tactical Nuclear Weapons (34-OPFOR-1002)

CONDITION: Orders have been received to use tactical nuclear weapons in the enemy's rear. Key locations have been identified.

STANDARD: Tactical nuclear missiles were delivered on target. Movement of equipment and supplies was disrupted or delayed to forward areas. Enemy equipment and supplies were destroyed. A high rate of nuclear casualties was inflicted among enemy troops.

TASK: Conduct Hasty Ambush (34-OPFOR-1003)

CONDITION: OPFOR element is moving in a concealed area when an enemy element is reported moving along an adjacent route.

STANDARD: The ambush site was prepared before the arrival of enemy element. The enemy force was surprised and casualties were inflicted within the designated kill zone. Delayed enemy march element from reaching its specified destination. Withdrew, on order, within two minutes of ambush initiation. Reported results of mission to headquarters.

TASK: Maintain Contact (34-OPFOR-1011)

CONDITION: OPFOR element is tactically engaged with enemy base defense forces. Enemy forces are withdrawing under pressure.

STANDARD: The enemy forces were engaged decisively. As the enemy withdrew, the unit or force advanced maintaining contact.

TASK: Conduct Deliberate Ambush (34-OPFOR-1004)

CONDITION: OPFOR element is operating along an enemy major supply route. Intelligence has reported an enemy convoy approaching the element. Headquarters has ordered complete destruction of the march element. The march element is approximately fifteen minutes from the ambush point. OPFOR element possesses automatic weapons, anti-armor weapons, and command detonated mines.

STANDARD: Prepared ambush site before arrival of enemy convoy. Surprised enemy forces. Forced enemy march element to halt in kill zone. Killed, wounded, or captured enemy personnel and destroyed all vehicles and equipment. Consolidated and withdrew from the area on order. Results of the mission were reported to headquarters.

ELEMENT: 4 VOICE COLL TEAMS

TASK: Conduct Voice Communications Intercept or Radio Direction Finding (RDF) Using AN/TRQ-32A(V)2 (34-5-0801)

(FM 34-10)
(FM 34-2)

(FM 34-1)
(FM 34-40-9)

(FM 34-10-2)

ITERATION: 1 2 3 4 5 M (Circle)

COMMANDER/LEADER ASSESSMENT: T P U (Circle)

CONDITIONS: Team is operational. Team has been given clear mission tasking. An active signals environment exists. Hazards such as nuclear, biological, or chemical environment, limited visibility, night, inclement weather, and opposing force may exist. Some iterations of this task should be performed in MOPP4.

TASK STANDARDS: Combat information, which supports priority intelligence requirements and information requirements, was passed to the platoon operations center in time to influence the supported commander's decision.

TASK STEPS AND PERFORMANCE MEASURES	GO	NO-GO
<ol style="list-style-type: none"> 1. Prepare for operations. <ol style="list-style-type: none"> a. Establish radio, data, TIGER, etc. communications with TA Team/ACT. b. Receive/verify receipt of taboo freq list. c. Receive/verify receipt of target freq list. d. Monitor stop buzz frequency. 2. Perform electronic support operations. <ol style="list-style-type: none"> a. Program operator terminal to search tasked frequencies or frequency ranges. b. Search spectrum for active target signals. c. Locate active target signals and report on tasked signals. d. Tip off non-tasked target signals to TA Team/Analysis and Control Team (ACT). 3. Perform radio direction finding operations in coordinated or manual mode. <ol style="list-style-type: none"> a. Conduct and maintain netted or manual mode RDF operations. b. Log results of netted or manual mode direction finding operations. c. Transmit data to the TA Team/ACT via secure communications immediately after receipt. 4. Identify and record target communications. <ol style="list-style-type: none"> a. Identify active target signals to country, service, and general activity upon intercept. b. Hand copy opposing force transmissions to include 100 percent of the reportable information. c. Produce transcriber recording in accordance with tasking. <p>NOTE: AN/TRQ-32A(V)2 tape recorders will be replaced by digital temporary storage.</p> <ol style="list-style-type: none"> 5. Identify reportable combat information. <ol style="list-style-type: none"> a. Identify all critical intelligence information within two minutes of intercept. b. Identify tactical report information within five minutes of intercept. c. Identify intelligence items requiring further exploitation. 6. Report critical combat information upon recognition. 		

TASK STEPS AND PERFORMANCE MEASURES	GO	NO-GO
a. Report all critical intelligence information to the TA Team/ACT within five minutes of identification. b. Report all tactical report information to the TA Team/ACT within 15 minutes of identification. c. Send all items requiring further exploitation (hand copy, tapes) to the TA Team/ACT in accordance with the unit's standing operating procedures. d. Operators report information to team leader who will then transmit a resource status report to the TA Team/ACT within 10 minutes after any change in mission status.		

TASK PERFORMANCE / EVALUATION SUMMARY BLOCK							
ITERATION	1	2	3	4	5	M	TOTAL
TOTAL TASK STEPS EVALUATED							
TOTAL TASK STEPS "GO"							
TRAINING STATUS "GO"/"NO-GO"							

"*" indicates a leader task step.

SUPPORTING INDIVIDUAL TASKS

Task Number	Task Title	References
071-326-5775(SL4)	Coordinate with an Adjacent Platoon	STP 21-24-SMCT
071-329-1019(SL2)	Use a Map Overlay	STP 21-24-SMCT
071-332-5000(SL3)	Prepare an Operation Overlay	STP 21-24-SMCT
071-332-5021(SL3)	Prepare a Situation Map	STP 21-24-SMCT
113-600-2001(SL1)	Communicate Via a Tactical Telephone	STP 21-1-SMCT
113-637-2001(SL1)	Communicate via a Tactical Radio	STP 21-1-SMCT
301-371-1000(SL1)	REPORT INTELLIGENCE INFORMATION	STP 21-1-SMCT
301-371-1050(SL1)	IMPLEMENT OPERATIONS SECURITY (OPSEC) MEASURES	STP 21-1-SMCT
301-371-1052(SL1)	PROTECT CLASSIFIED INFORMATION AND MATERIAL	STP 21-1-SMCT
301-371-1150(SL3)	IDENTIFY INTELLIGENCE AND ELECTRONIC WARFARE (IEW) ASSETS	STP 21-24-SMCT
805C-PAD-3591(SL3)	Protect Classified Information and Materials	STP 21-24-SMCT
805C-PAD-3594(SL3)	Store Classified Information and Materials	STP 21-24-SMCT

SUPPORTING COLLECTIVE TASKS: NONE

OPFOR TASKS AND STANDARDS

TASK: Disrupt Enemy Movement and Operations Using Tactical Nuclear Weapons (34-OPFOR-1002)

CONDITION: Orders have been received to use tactical nuclear weapons in the enemy's rear. Key locations have been identified.

STANDARD: Tactical nuclear missiles were delivered on target. Movement of equipment and supplies was disrupted or delayed to forward areas. Enemy equipment and supplies were destroyed. A high rate of nuclear casualties was inflicted among enemy troops.

TASK: Disrupt Enemy Movement and Operations Using Persistent and Non-Persistent Chemical Weapons (34-OPFOR-1001)

CONDITION: Conventional artillery weapons or aircraft are available to deliver chemical weapons. Routes and key bases in the rear area have been selected.

STANDARD: Chemical agents were delivered into targeted areas. The movement of enemy supplies and equipment to forward areas was delayed by disrupting command and control systems. Enemy movement was successfully channeled into predesignated ambush areas. Enemy supplies and equipment were contaminated. A high rate of casualties were inflicted on enemy forces.

TASK: Conduct Raid (34-OPFOR-1009)

CONDITION: OPFOR element has occupied an objective rally point and has orders to conduct a raid on a rear area base.

STANDARD: Enemy forces were surprised. Assaulted enemy support base and accomplished assigned tasks. Specified equipment and supplies were destroyed. Decisive engagement was avoided. All personnel were withdrawn from the area within the prescribed time. The collected intelligence data satisfied the Priority Intelligence Requirements.

TASK: Conduct Electronic Warfare (34-OPFOR-1012)

CONDITION: OPFOR employs collection and direction finding assets (ground and air), to monitor and locate enemy forces.

STANDARD: The positions of enemy command, intelligence, and logistics units were located. The locations of the positions were forwarded to OPFOR headquarters. Jamming signals were used against enemy radio receivers. Enemy radio nets were monitored and all information of intelligence value was reported to OPFOR HQ.

ELEMENT: 4 VOICE COLL TEAMS

TASK: Conduct Voice Communications Intercept or Radio Direction Finding (RDF) Using the AN/PRD-12 (34-5-0803)

(FM 34-40-9)

(FM 34-10)

(FM 34-10-2)

(FM 34-13)

(FM 34-2)

(FM 34-40-3)

(FM 34-80)

ITERATION: 1 2 3 4 5 M (Circle)

COMMANDER/LEADER ASSESSMENT: T P U (Circle)

CONDITIONS: The team is operational and has been given clear mission tasking. An active target-signals environment exists. Hazards such as the nuclear, biological and chemical environment, limited visibility, night, inclement weather, and opposing force can exist. Some iterations of this task should be performed in MOPP4.

TASK STANDARDS: Combat information, which supports priority intelligence requirements and information requirements, was transmitted to the analysis and control team in time to influence the supported commander's decision.

TASK STEPS AND PERFORMANCE MEASURES	GO	NO-GO
<ol style="list-style-type: none"> 1. Prepare for operations. <ol style="list-style-type: none"> a. Establish radio, data, TIGER, etc. communications with TA Team/ACT. b. Receive/verify receipt of taboo freq list. c. Receive/verify receipt of target freq list. d. Monitor stop buzz frequency. 2. Perform intercept operations. <ol style="list-style-type: none"> a. Search spectrum for active target signals. b. Locate active target signals. c. Tip off non-tasked target signals to the TA Team/ACT. 3. Conduct coordinated RDF operations. <ol style="list-style-type: none"> a. Establish and maintain netted RDF operations. b. Log results of netted direction finding operations. c. Transmit data to the TA Team via secure communications immediately after receipt. 4. Identify target communications. <ol style="list-style-type: none"> a. Identify active target signals to country, service, and general activity upon intercept. b. Hand copy 80 percent of the who, what, where, and when of the target transmission. 5. Identify reportable combat information. <ol style="list-style-type: none"> a. Identify all critical intelligence information within two minutes of intercept. b. Identify tactical report information within five minutes of intercept. c. Identify intelligence items requiring further exploitation. 6. Report combat information. <ol style="list-style-type: none"> a. Report all critical intelligence information to the TA Team/ACT within five minutes after being identified. b. Report all tactical report information to the TA Team/ACT within 15 minutes after being identified. 		

TASK STEPS AND PERFORMANCE MEASURES	GO	NO-GO
c. Send all items requiring further exploitation (hand copy) to the TA Team/ACT in accordance with IAW the unit standing operating procedures. d. Transmit the resource status report to the TA Team/ACT within 10 minutes after any change in mission status.		

TASK PERFORMANCE / EVALUATION SUMMARY BLOCK							
ITERATION	1	2	3	4	5	M	TOTAL
TOTAL TASK STEPS EVALUATED							
TOTAL TASK STEPS "GO"							
TRAINING STATUS "GO"/"NO-GO"							

"*" indicates a leader task step.

SUPPORTING INDIVIDUAL TASKS

Task Number	Task Title	References
071-326-5775(SL4)	Coordinate with an Adjacent Platoon	STP 21-24-SMCT
113-571-1023(SL1)	Prepare a Written Message in USMTF Format	STP 21-1-SMCT
113-600-2001(SL1)	Communicate Via a Tactical Telephone	STP 21-1-SMCT
113-637-2001(SL1)	Communicate via a Tactical Radio	STP 21-1-SMCT
301-371-1000(SL1)	REPORT INTELLIGENCE INFORMATION	STP 21-1-SMCT
301-371-1050(SL1)	IMPLEMENT OPERATIONS SECURITY (OPSEC) MEASURES	STP 21-1-SMCT
301-371-1052(SL1)	PROTECT CLASSIFIED INFORMATION AND MATERIAL	STP 21-1-SMCT
301-371-1150(SL3)	IDENTIFY INTELLIGENCE AND ELECTRONIC WARFARE (IEW) ASSETS	STP 21-24-SMCT
805C-PAD-1001(SL4)	Prepare a Standing Operating Procedure (SOP)	STP 21-24-SMCT
805C-PAD-3591(SL3)	Protect Classified Information and Materials	STP 21-24-SMCT
805C-PAD-3594(SL3)	Store Classified Information and Materials	STP 21-24-SMCT

SUPPORTING COLLECTIVE TASKS: NONE

OPFOR TASKS AND STANDARDS

TASK: Disrupt Enemy Movement and Operations Using Persistent and Non-Persistent Chemical Weapons (34-OPFOR-1001)

CONDITION: Conventional artillery weapons or aircraft are available to deliver chemical weapons. Routes and key bases in the rear area have been selected.

STANDARD: Chemical agents were delivered into targeted areas. The movement of enemy supplies and equipment to forward areas was delayed by disrupting command and control systems. Enemy movement was successfully channeled into predesignated ambush areas. Enemy supplies and equipment were contaminated. A high rate of casualties were inflicted on enemy forces.

TASK: Disrupt Enemy Movement and Operations Using Tactical Nuclear Weapons (34-OPFOR-1002)

CONDITION: Orders have been received to use tactical nuclear weapons in the enemy's rear. Key locations have been identified.

STANDARD: Tactical nuclear missiles were delivered on target. Movement of equipment and supplies was disrupted or delayed to forward areas. Enemy equipment and supplies were destroyed. A high rate of nuclear casualties was inflicted among enemy troops.

TASK: Conduct Raid (34-OPFOR-1009)

CONDITION: OPFOR element has occupied an objective rally point and has orders to conduct a raid on a rear area base.

STANDARD: Enemy forces were surprised. Assaulted enemy support base and accomplished assigned tasks. Specified equipment and supplies were destroyed. Decisive engagement was avoided. All personnel were withdrawn from the area within the prescribed time. The collected intelligence data satisfied the Priority Intelligence Requirements.

TASK: Conduct Electronic Warfare (34-OPFOR-1012)

CONDITION: OPFOR employs collection and direction finding assets (ground and air), to monitor and locate enemy forces.

STANDARD: The positions of enemy command, intelligence, and logistics units were located. The locations of the positions were forwarded to OPFOR headquarters. Jamming signals were used against enemy radio receivers. Enemy radio nets were monitored and all information of intelligence value was reported to OPFOR HQ.

TASK STEPS AND PERFORMANCE MEASURES	GO	NO-GO
b. Report all tactical report information to the RSTA Squadron S2 or supported unit per Squadron SOP. c. Send all items requiring further exploitation to the Intelligence, Surveillance, and Reconnaissance Integration Section through the RSTA Squadron S2 per Squadron S2. 7. Transmit the resource status report through the platoon and troop to the Squadron within 10 minutes of any change in mission status.		

TASK PERFORMANCE / EVALUATION SUMMARY BLOCK							
ITERATION	1	2	3	4	5	M	TOTAL
TOTAL TASK STEPS EVALUATED							
TOTAL TASK STEPS "GO"							
TRAINING STATUS "GO"/"NO-GO"							

"*" indicates a leader task step.

SUPPORTING INDIVIDUAL TASKS

Task Number	Task Title	References
071-326-5775(SL4)	Coordinate with an Adjacent Platoon	STP 21-24-SMCT
113-571-1023(SL1)	Prepare a Written Message in USMTF Format	STP 21-1-SMCT
113-600-2001(SL1)	Communicate Via a Tactical Telephone	STP 21-1-SMCT
113-637-2001(SL1)	Communicate via a Tactical Radio	STP 21-1-SMCT
191-376-4114(SL1)	Control Entry to and Exit From a Restricted Area	STP 21-1-SMCT
301-371-1000(SL1)	REPORT INTELLIGENCE INFORMATION	STP 21-1-SMCT
301-371-1050(SL1)	IMPLEMENT OPERATIONS SECURITY (OPSEC) MEASURES	STP 21-1-SMCT
301-371-1052(SL1)	PROTECT CLASSIFIED INFORMATION AND MATERIAL	STP 21-1-SMCT
301-371-1150(SL3)	IDENTIFY INTELLIGENCE AND ELECTRONIC WARFARE (IEW) ASSETS	STP 21-24-SMCT
805C-PAD-3591(SL3)	Protect Classified Information and Materials	STP 21-24-SMCT
805C-PAD-3594(SL3)	Store Classified Information and Materials	STP 21-24-SMCT

SUPPORTING COLLECTIVE TASKS: NONE

OPFOR TASKS AND STANDARDS

TASK: Gather Intelligence (34-OPFOR-1008)

CONDITION: OPFOR elements, operating in the rear area, are planning attacks on enemy bases. Information is needed before plans are finalized.

STANDARD: All Priority Intelligence Requests and other intelligence requirements were identified. Passed through any outpost, defensive wire, or warning device undetected. Moved to an observation point that offered cover and concealment and was close enough to gather required information. Gathered data, which answered intelligence requirements. Withdrew from area undetected. All information of value was reported to OPFOR headquarters.

TASK: Disrupt Enemy Movement and Operations Using Tactical Nuclear Weapons (34-OPFOR-1002)

CONDITION: Orders have been received to use tactical nuclear weapons in the enemy's rear. Key locations have been identified.

STANDARD: Tactical nuclear missiles were delivered on target. Movement of equipment and supplies was disrupted or delayed to forward areas. Enemy equipment and supplies were destroyed. A high rate of nuclear casualties was inflicted among enemy troops.

TASK: Disrupt Enemy Movement and Operations Using Persistent and Non-Persistent Chemical Weapons (34-OPFOR-1001)

CONDITION: Conventional artillery weapons or aircraft are available to deliver chemical weapons. Routes and key bases in the rear area have been selected.

STANDARD: Chemical agents were delivered into targeted areas. The movement of enemy supplies and equipment to forward areas was delayed by disrupting command and control systems. Enemy movement was successfully channeled into predesignated ambush areas. Enemy supplies and equipment were contaminated. A high rate of casualties were inflicted on enemy forces.

TASK: Conduct Aerial Reconnaissance (34-OPFOR-1007)

CONDITION: OPFOR HQ requires intelligence on the location and identification of enemy elements. Aircraft is dispatched to take photographs and conduct a visual inspection of enemy area.

STANDARD: Located and photographed enemy positions in assigned sectors, to include: support and storage bases and command and control facilities. Visual checks were conducted when possible. The enemy was not engaged. Priority Intelligence Requests and other Information Requirements were reported to OPFOR HQ.

TASK: Conduct Raid (34-OPFOR-1009)

CONDITION: OPFOR element has occupied an objective rally point and has orders to conduct a raid on a rear area base.

STANDARD: Enemy forces were surprised. Assaulted enemy support base and accomplished assigned tasks. Specified equipment and supplies were destroyed. Decisive engagement was avoided. All personnel were withdrawn from the area within the prescribed time. The collected intelligence data satisfied the Priority Intelligence Requirements.

TASK: Conduct Electronic Warfare (34-OPFOR-1012)

CONDITION: OPFOR employs collection and direction finding assets (ground and air), to monitor and locate enemy forces.

STANDARD: The positions of enemy command, intelligence, and logistics units were located. The locations of the positions were forwarded to OPFOR headquarters. Jamming signals were used against enemy radio receivers. Enemy radio nets were monitored and all information of intelligence value was reported to OPFOR HQ.

ELEMENT: 4 HF/VHF ECM TEAMS

TASK: Conduct HF OR VHF Electronic Attack (EA) Operations Using AN/TLQ-17A(V)3 (34-5-0805)
 (FM 34-40-7) (FM 34-10-2) (FM 34-2)
 (FM 34-40-3) (FM 34-40-9) (FM 34-80)

ITERATION: 1 2 3 4 5 M (Circle)

COMMANDER/LEADER ASSESSMENT: T P U (Circle)

CONDITIONS: The TLQ-17 team is operational. Team has been given clear mission tasking. An active target signals environment exists. Hazards such as a nuclear, biological, or chemical environment, limited visibility, night, inclement weather, and opposing force can exist. Some iterations of this task should be performed in MOPP4.

TASK STANDARDS: Tasked targets were identified and jammed in accordance with the tasking message.

TASK STEPS AND PERFORMANCE MEASURES	GO	NO-GO
<ol style="list-style-type: none"> 1. Prepare for operations. <ol style="list-style-type: none"> a. Establish radio, data, TIGER, etc. communications with TA team/ACT. b. Receive/verify receipt of taboo freq list. c. Receive/verify receipt of target frequency list. d. Enter target frequencies in AN/TLQ-17A(V)3. e. Search and monitor for signals in the priority, scan, search, or manual modes. f. Monitor stop buzz frequency. g. Intercept tasked target signals. 2. Identify and record incoming signals. <ol style="list-style-type: none"> a. Identify signals as friendly or enemy. b. Compare intercepted signal against list of high payoff targets. c. Hand copy or record combat information from tasked signals. 3. Conduct jamming operations. <ol style="list-style-type: none"> a. Jam IAW mission tasking and electronic warfare annex of the operations order. b. Jam only parts of the transmission that will confuse and delay the enemy or otherwise degrade target communications. c. Issue an electronic warfare mission summary using U.S. message text format to the TA Team/ACT. d. Receive updated mission tasking from the TA Team/ACT. 4. Identify reportable combat information. <ol style="list-style-type: none"> a. Identify critical intelligence information within two minutes of intercept. b. Identify tactical report information within five minutes of intercept. c. Identify intelligence items requiring further exploitation. 5. Report combat information. <ol style="list-style-type: none"> a. Report all critical intelligence information to the TA team/ACT within five minutes after identification as critical. b. Report all tactical report information to the TA team/ACT within 15 minutes of identification. c. Send all items requiring further exploitation (hardcopy) to the TA team/ACT in accordance with the unit standing operating procedures. 		

TASK STEPS AND PERFORMANCE MEASURES	GO	NO-GO
d. Transmit the resource status report to the TA team/ACT within 10 minutes after any change in mission status.		

TASK PERFORMANCE / EVALUATION SUMMARY BLOCK							
ITERATION	1	2	3	4	5	M	TOTAL
TOTAL TASK STEPS EVALUATED							
TOTAL TASK STEPS "GO"							
TRAINING STATUS "GO"/"NO-GO"							

"**" indicates a leader task step.

SUPPORTING INDIVIDUAL TASKS

Task Number	Task Title	References
01-5767.02-0001	Conduct Electronic Counter-Counter Measures	STP 21-II-MQS
01-5831.02-0003	Read a Message	STP 21-I-MQS STP 21-II-MQS
01-5831.10-0004	Write a Message	STP 21-I-MQS STP 21-II-MQS
071-326-5775(SL4)	Coordinate with an Adjacent Platoon	STP 21-24-SMCT
113-571-1023(SL1)	Prepare a Written Message in USMTF Format	STP 21-1-SMCT
113-600-2001(SL1)	Communicate Via a Tactical Telephone	STP 21-1-SMCT
113-637-2001(SL1)	Communicate via a Tactical Radio	STP 21-1-SMCT
301-371-1000(SL1)	REPORT INTELLIGENCE INFORMATION	STP 21-1-SMCT
301-371-1050(SL1)	IMPLEMENT OPERATIONS SECURITY (OPSEC) MEASURES	STP 21-1-SMCT
301-371-1052(SL1)	PROTECT CLASSIFIED INFORMATION AND MATERIAL	STP 21-1-SMCT
301-371-1150(SL3)	IDENTIFY INTELLIGENCE AND ELECTRONIC WARFARE (IEW) ASSETS	STP 21-24-SMCT
805C-PAD-3591(SL3)	Protect Classified Information and Materials	STP 21-24-SMCT
805C-PAD-3594(SL3)	Store Classified Information and Materials	STP 21-24-SMCT

SUPPORTING COLLECTIVE TASKS: NONE

OPFOR TASKS AND STANDARDS

TASK: Disrupt Enemy Movement and Operations Using Tactical Nuclear Weapons (34-OPFOR-1002)

CONDITION: Orders have been received to use tactical nuclear weapons in the enemy's rear. Key locations have been identified.

STANDARD: Tactical nuclear missiles were delivered on target. Movement of equipment and supplies was disrupted or delayed to forward areas. Enemy equipment and supplies were destroyed. A high rate of nuclear casualties was inflicted among enemy troops.

TASK: Conduct Electronic Warfare (34-OPFOR-1012)

CONDITION: OPFOR employs collection and direction finding assets (ground and air), to monitor and locate enemy forces.

STANDARD: The positions of enemy command, intelligence, and logistics units were located. The locations of the positions were forwarded to OPFOR headquarters. Jamming signals were used against enemy radio receivers. Enemy radio nets were monitored and all information of intelligence value was reported to OPFOR HQ.

TASK: Conduct Raid (34-OPFOR-1009)

CONDITION: OPFOR element has occupied an objective rally point and has orders to conduct a raid on a rear area base.

STANDARD: Enemy forces were surprised. Assaulted enemy support base and accomplished assigned tasks. Specified equipment and supplies were destroyed. Decisive engagement was avoided. All personnel were withdrawn from the area within the prescribed time. The collected intelligence data satisfied the Priority Intelligence Requirements.

TASK: Disrupt Enemy Movement and Operations Using Persistent and Non-Persistent Chemical Weapons (34-OPFOR-1001)

CONDITION: Conventional artillery weapons or aircraft are available to deliver chemical weapons. Routes and key bases in the rear area have been selected.

STANDARD: Chemical agents were delivered into targeted areas. The movement of enemy supplies and equipment to forward areas was delayed by disrupting command and control systems. Enemy movement was successfully channeled into predesignated ambush areas. Enemy supplies and equipment were contaminated. A high rate of casualties were inflicted on enemy forces.

ELEMENT: TRANS/ANALYSIS TEAM

TASK: Perform Limited Analysis of Reported Information (34-5-0806)
 (FM 34-3) (FM 34-40-3) (FM 34-40-9)

ITERATION: 1 2 3 4 5 M (Circle)

COMMANDER/LEADER ASSESSMENT: T P U (Circle)

CONDITIONS: The traffic and analysis team may be collocated with the analysis and control team. The team is given clear mission tasking. Combat information is provided by the voice collection or low-level voice intercept teams. Some iterations of this task should be performed in MOPP4.

TASK STANDARDS: The traffic and analysis team provided combat intelligence to the analysis and control team in time to influence the supported commander's decision.

TASK STEPS AND PERFORMANCE MEASURES	GO	NO-GO
<ul style="list-style-type: none"> * 1. Provide technical guidance to team members. <ul style="list-style-type: none"> a. Determine specific analytical and reporting requirements from existing tasking directives. b. Extract pertinent information from technical publications, personal experience, or observation. c. Develop working aids to support the tasks performed by supporting teams. * 2. Determine the disposition of intercept material. <ul style="list-style-type: none"> a. Compare intercept material to tasking. b. Identify reportable combat information. c. Prioritize reportable combat information. d. Destroy non-usable intercept material at completion of exercise or during direct attack on site. e. Collate combat information by activity and country. f. Identify items requiring further exploitation. g. Make collateral distribution of critical combat information. 3. Establish and maintain net and station continuity on assigned targets. <ul style="list-style-type: none"> a. Establish a target history file. b. Record target procedures, locations, or any data corresponding to targets. c. Construct net diagrams. 4. Locate target using radio direction finding data. <ul style="list-style-type: none"> a. Determine fix location if three or more bearings intersect. b. Determine cut location if two bearings are used. c. Transmit locations via the analysis and control team to ACE by frequency modulated secure communications or MSRT. d. Maintain RDF analysis overlays to assist in maintaining enemy situational awareness. e. Maintain LOB overlays to track enemy locations and movement. 5. Convert target grid and time data into standardized NATO formats. <ul style="list-style-type: none"> a. Convert grids to universal transverse mercator grids. b. Convert times to local, target, or Greenwich mean time by using international time zones. 6. Report combat information. <ul style="list-style-type: none"> a. Report all critical intelligence information to ACT within five minutes after being identified. 		

TASK STEPS AND PERFORMANCE MEASURES	GO	NO-GO
b. Report all tactical report information to ACT/ACE within 15 minutes after being identified. c. ACT/ACE coordinates with HUMINT chief to receive captured documents, which may be exploited for compromises. d. Send all items requiring further exploitation (hand copy, tapes) to ACT/ACE in accordance with the unit's standing operating procedures. e. Transmit the resource status report to the ACE within 10 minutes after any changes in mission status. * 7. Recommend adjustments to tasking. a. Compare combat information to tasking. b. Note any intelligence gaps, duplication of effort, or special items. c. Transmit recommendations to ACE by frequency modulated secure communications upon determining the correct adjustments.		

TASK PERFORMANCE / EVALUATION SUMMARY BLOCK							
ITERATION	1	2	3	4	5	M	TOTAL
TOTAL TASK STEPS EVALUATED							
TOTAL TASK STEPS "GO"							
TRAINING STATUS "GO"/"NO-GO"							

"*" indicates a leader task step.

SUPPORTING INDIVIDUAL TASKS

Task Number	Task Title	References
113-571-1023(SL1)	Prepare a Written Message in USMTF Format	STP 21-1-SMCT
113-600-2001(SL1)	Communicate Via a Tactical Telephone	STP 21-1-SMCT
113-637-2001(SL1)	Communicate via a Tactical Radio	STP 21-1-SMCT
301-371-1000(SL1)	REPORT INTELLIGENCE INFORMATION	STP 21-1-SMCT
301-371-1050(SL1)	IMPLEMENT OPERATIONS SECURITY (OPSEC) MEASURES	STP 21-1-SMCT
301-371-1052(SL1)	PROTECT CLASSIFIED INFORMATION AND MATERIAL	STP 21-1-SMCT
301-371-1150(SL3)	IDENTIFY INTELLIGENCE AND ELECTRONIC WARFARE (IEW) ASSETS	STP 21-24-SMCT
805C-PAD-3591(SL3)	Protect Classified Information and Materials	STP 21-24-SMCT
805C-PAD-3594(SL3)	Store Classified Information and Materials	STP 21-24-SMCT

SUPPORTING COLLECTIVE TASKS: NONE

OPFOR TASKS AND STANDARDS

TASK: Disrupt Enemy Movement and Operations Using Persistent and Non-Persistent Chemical Weapons (34-OPFOR-1001)

CONDITION: Conventional artillery weapons or aircraft are available to deliver chemical weapons. Routes and key bases in the rear area have been selected.

STANDARD: Chemical agents were delivered into targeted areas. The movement of enemy supplies and equipment to forward areas was delayed by disrupting command and control systems. Enemy movement was successfully channeled into predesignated ambush areas. Enemy supplies and equipment were contaminated. A high rate of casualties were inflicted on enemy forces.

ELEMENT: CI TEAM

TASK: Perform Counterintelligence Operations (34-5-0915)

(FM 34-60)
(AR 381-10)

(AR 380-19)
(FM 19-30)

(AR 380-67)
(FM 34-7-1)

ITERATION: 1 2 3 4 5 M (Circle)

COMMANDER/LEADER ASSESSMENT: T P U (Circle)

CONDITIONS: The counterintelligence team is supporting a tactical unit and is deployed in response to a mission tasking. Priority Intelligence Requirements (PIRs) and Specific Information Requirements (SIRs) are known. Sources to interview, incidents to investigate, automated information equipment (CHATS, Individual Tactical Reporting Tool, etc.) and a standing operating procedures are available. Some iterations of this task should be performed in MOPP4.

TASK STANDARDS: Interviews were conducted, databases were updated, information was analyzed, assessments were conducted, and reports and products were created and disseminated in accordance with the standing operating procedures and higher headquarters guidance.

TASK STEPS AND PERFORMANCE MEASURES	GO	NO-GO
<ol style="list-style-type: none"> 1. Investigate events of CI interest in support of PIRs and SIRs. <ol style="list-style-type: none"> a. Coordinate with control element for guidance. b. Investigates the site of the terrorism, SAEDA, force protection, or sabotage (only if foreign directed) event. <ol style="list-style-type: none"> (1) Establish rapport, interview subjects and witnesses as applicable. (2) Determine possible follow-up interviews and intent to recontact if necessary (3) Prepare and disseminate initial report and Force Protection Information Report (FPIR). (4) Update databases. (5) Conduct follow-up interviews and actions as necessary or directed by higher headquarters. 2. Conduct screening and debriefing at an enemy prisoner of war site or a refugee checkpoint. <ol style="list-style-type: none"> a. Coordinate with military police and HUMINT collectors for location of area of operation. b. Interview prisoners or detainees. <ol style="list-style-type: none"> (1) Ask questions based on PIRs. (2) Determine the value of information obtained. (3) Segregate persons of CI interest and interview further. (4) Compile reports, forwards information, and recommend next course of action to higher headquarters. (5) Conduct follow-up interviews as necessary or directed. (6) Updates databases. 3. Conduct liaison operations with host nation agencies and allied forces. <ol style="list-style-type: none"> a. Develop questions using PIRs and SIRs to ask prior to conducting liaison. b. Establish contact and build rapport. c. Use a linguist if necessary. d. Establish a shared work relationship. e. Assess the reliability of information gathered. f. Produce a Liaison Contact Report and forward to higher headquarters. 		

TASK STEPS AND PERFORMANCE MEASURES	GO	NO-GO
<p>4. Conduct Counterintelligence Force protection Source Operations (CFSO).</p> <ol style="list-style-type: none"> Conduct spotting and assessing of potential sources. Interview potential lead. Requests source operation authority based on reliability, placement, and access of the contact. Develop security techniques and measures. Develop a communications plan. Prepare operational, coordination, and administrative reports. <p>5. Conduct vulnerability assessment.</p> <ol style="list-style-type: none"> Determine and assess the enemy HUMINT, IMINT, and SIGINT threat capabilities. Analyze friendly vulnerabilities against the enemy threat. Recommend countermeasures and deception to the threat. <p>6. Conduct product development and CI analysis.</p> <ol style="list-style-type: none"> Prepare CI reports (Contact Report, FPIR, Intelligence Information Report, CI Spot Report, etc.). Research information obtained and compare it against PIRs, SIRs, and current CI events. Analyze data for accuracy and timeliness. Create link diagrams, time event charts, association matrixes, and activity matrixes as appropriate. Prepare any additional graphic products or reports based upon requirement. Disseminate reports and developed products. Update products as necessary. <p>7. Conduct database maintenance.</p> <ol style="list-style-type: none"> Update database with current report information. Scrub database for duplicate records and information no longer required. Maintain CI maps and overlays with current information. Create backups of data tables and other important information. <p>* Note: Team leader should conduct quality control of all reports and products produced by the team and conduct mission planning for all types of CI operations.</p>		

TASK PERFORMANCE / EVALUATION SUMMARY BLOCK							
ITERATION	1	2	3	4	5	M	TOTAL
TOTAL TASK STEPS EVALUATED							
TOTAL TASK STEPS "GO"							
TRAINING STATUS "GO"/"NO-GO"							

"**" indicates a leader task step.

SUPPORTING INDIVIDUAL TASKS

Task Number	Task Title	References
071-329-1019(SL2)	Use a Map Overlay	STP 21-24-SMCT
071-332-5000(SL3)	Prepare an Operation Overlay	STP 21-24-SMCT
071-332-5021(SL3)	Prepare a Situation Map	STP 21-24-SMCT
159-200-2020(SL4)	Integrate threat capabilities into mission planning.	STP 21-24-SMCT
301-371-1000(SL1)	REPORT INTELLIGENCE INFORMATION	STP 21-1-SMCT

SUPPORTING INDIVIDUAL TASKS

Task Number	Task Title	References
301-371-1050(SL1)	IMPLEMENT OPERATIONS SECURITY (OPSEC) MEASURES	STP 21-1-SMCT

SUPPORTING COLLECTIVE TASKS: NONE

OPFOR TASKS AND STANDARDS

TASK: Conduct Air Attacks (34-OPFOR-1006)

CONDITION: OPFOR elements in the rear area have forwarded the coordinates of enemy facilities/elements. OPFOR aircraft have been dispatched to attack enemy installations or convoys.

STANDARD: Support sites, command and control facilities, and/or convoys were located. Attack runs on designated targets were conducted. Enemy equipment, supplies, and vehicles were destroyed and enemy personnel were killed.

TASK: Conduct Aerial Reconnaissance (34-OPFOR-1007)

CONDITION: OPFOR HQ requires intelligence on the location and identification of enemy elements. Aircraft is dispatched to take photographs and conduct a visual inspection of enemy area.

STANDARD: Located and photographed enemy positions in assigned sectors, to include: support and storage bases and command and control facilities. Visual checks were conducted when possible. The enemy was not engaged. Priority Intelligence Requests and other Information Requirements were reported to OPFOR HQ.

TASK: Disrupt Enemy Movement and Operations Using Tactical Nuclear Weapons (34-OPFOR-1002)

CONDITION: Orders have been received to use tactical nuclear weapons in the enemy's rear. Key locations have been identified.

STANDARD: Tactical nuclear missiles were delivered on target. Movement of equipment and supplies was disrupted or delayed to forward areas. Enemy equipment and supplies were destroyed. A high rate of nuclear casualties was inflicted among enemy troops.

TASK: Conduct Sniper Operations (34-OPFOR-1005)

CONDITION: OPFOR element has received a sniper mission from headquarters. Snipers are assigned missions in the enemy rear area along major supply routes and near support sites.

STANDARD: Infiltrated enemy area of operations and set up a well-concealed location. Vehicle drivers or personnel on foot were engaged with short bursts of semiautomatic fire. Selected targets were killed or wounded. Prevented position from being discovered and evacuated the area without being detected. Results of the operation were reported to OPFOR headquarters.

TASK: Conduct Electronic Warfare (34-OPFOR-1012)

CONDITION: OPFOR employs collection and direction finding assets (ground and air), to monitor and locate enemy forces.

STANDARD: The positions of enemy command, intelligence, and logistics units were located. The locations of the positions were forwarded to OPFOR headquarters. Jamming signals were used against enemy radio receivers. Enemy radio nets were monitored and all information of intelligence value was reported to OPFOR HQ.

TASK: Surrender to Capturing Unit on the Battlefield (34-OPFOR-1017)

CONDITION: Friendly forces capture OPFOR element in whole or in part during operations. OPFOR soldiers have documents/equipment of tactical value with them when captured.

STANDARD: OPFOR soldiers prevented capture of documents/equipment and consistently hindered efforts of friendly forces to search, segregate, and secure them.

TASK: Perform as a Paramilitary Official (34-OPFOR-1018)

CONDITION: The role player is familiar with the HUMINT mission and scenario.

STANDARD: The role player provides the unit with information, support, or authorization/approval to conduct operations. He/she acts IAW cultural norms established for the scenario. They behave IAW the personality developed for them in support of the scenario. The role player supports actions that do not conflict with his/her national or bureaucratic interests, personality, personal interests, or cultural norms. They also incorporate guidance given to them by the civil affairs planner. He/she stays in character at all times in the presence of BLUFOR.

TASK: Perform as a Government Official (34-OPFOR-1019)

CONDITION: The role player is familiar with the HUMINT mission and scenario.

STANDARD: The role player provides the unit with information, support, or authorization/approval to conduct operations. He/she acts IAW the cultural norms established for the scenario. They behave IAW the personality developed for them in support of the scenario. The role players support actions that do not conflict with his/her national or bureaucratic interests, personality, personal interests, or cultural norms. They also incorporate guidance given to them by the civil affairs planner. He/she stay in character at all times in the presence of BLUFOR.

TASK: Perform as a U.S. Government Official (34-OPFOR-1020)

CONDITION: The role player is familiar with the HUMINT mission and scenario.

STANDARD: The role player provides the unit with information, support, or authorization/approval to conduct operations. He/she acts IAW the cultural norms. They behave IAW the personality developed for them in support of the scenario. The role player supports actions that do not conflict with U.S. national or agency-specific bureaucratic interests, his/her personality or personal interests, cultural norms, or U.S. public opinion. They also incorporate guidance given to them by the civil affairs planner. He/she stay in character at all times in the presence of BLUFOR.

TASK: Perform as a Nongovernmental Organization (NGO) Representative (34-OPFOR-1021)

CONDITION: The role player is familiar with the HUMINT mission and scenario.

STANDARD: The role player provides the unit with information, support, or authorization/approval to conduct operations. He/she behaves IAW the personality developed for them in support of the scenario. They support actions that do not conflict with his/her organizational or bureaucratic interests, personality or personal interests, or international law. They also incorporate guidance given to them by the civil affairs planner. He/she stay in character at all times in the presence of BLUFOR.

TASK: Perform as a Civilian at Stage 1 (Pro Govt, Pro BLUFOR) (34-OPFOR-1022)

CONDITION: The role player is familiar with the HUMINT mission and scenario.

STANDARD: The role player is extremely cooperative with BLUFOR. He/she is nonaggressive towards BLUFOR. They are fully compliant to BLUFOR commands, actively seeks out BLUFOR assistance and informs BLUFOR of all known OPFOR activities. The role player informs on suspected CLF operations, won't willingly assist OPFOR in any way unless placed in jeopardy of life. He/she is willing to overlook minor violations of ROE/Law of War. They act IAW the cultural norms established for the scenario. The role player behaves IAW the personality developed for them and stays in character at all times in the presence of the BLUFOR. He/she incorporates guidance given to him by COB site managers. They are fearful of a pointed weapon.

TASK: Perform as a Civilian at Stage 2 (Pro Govt to Neutral) (34-OPFOR-1023)

CONDITION: The role player is familiar with the HUMINT mission and scenario.

STANDARD: The role player is cooperative with BLUFOR but tries to maintain a neutral facade. He/she is compliant with BLUFOR demands, but complains if BLUFOR violates ROE/Law of War. They only offer BLUFOR use of facilities if an emergency is present. They may pass information about OPFOR to BLUFOR if scripted, or if BLUFOR asks a relevant question. The role player accepts BLUFOR assistance. They won't allow OPFOR assistance or use of facilities unless threatened by force. They are fearful of pointed weapons. He/she acts IAW the cultural norms and behaves IAW the personality developed for them in support of the scenario. They incorporate guidance given to them by COB site managers. He/she stay in character at all times in the presence of BLUFOR.

TASK: Perform as a Civilian at Stage 3 (Neutral) (34-OPFOR-1024)

CONDITION: The role player is familiar with the HUMINT mission and scenario.

STANDARD: The role player is equally cooperative with BLUFOR and OPFOR. He/she will not give information openly to either BLUFOR or OPFOR unless event is directed by COB staff. They report violations of ROE/Law of Land Warfare to civil officials/role play press. He/she openly accepts support from either side. They avoid being overly friendly to the BLUFOR and comply with BLUFOR demands, but does so grudgingly. They allow either BLUFOR or OPFOR to temporarily use facilities. He/she is fearful of pointed weapons. The role player acts IAW the cultural norms and behaves IAW the personality developed for them in support of the scenario. They incorporate guidance given to him by COB site managers. They stay in character at all times in the presence of BLUFOR.

TASK: Perform as a Civilian at Stage 4 (Neutral to Anti-government) (34-OPFOR-1025)

CONDITION: The role player is familiar with the HUMINT mission and scenario.

STANDARD: The role player is less cooperative with BLUFOR and is friendly to OPFOR. They will give information to OPFOR when approved by COB site manager. They also will give information to BLUFOR when approved by COB site manager. He/she actively reports any ROE violation in an agitated, boisterous manner. They are reluctantly compliant of BLUFOR demands. They give OPFOR any logistic support available in village. He/she is fearful but belligerent if weapons are pointed at them. He/she acts IAW the cultural norms and behaves IAW the personality developed for them in support of the scenario. They incorporate guidance given by COB site managers. They stay in character at all times in the presence of BLUFOR.

TASK: Perform as a Civilian at Stage 5 (Anti-government/Anti-BLUFOR) (34-OPFOR-1026)

CONDITION: The role player is familiar with the HUMINT mission and scenario.

STANDARD: The role player openly supports OPFOR and is anti-government and anti-BLUFOR. They actively work to frustrate BLUFOR goals. He/she is politically active and seeks to incite others. They give BLUFOR data to OPFOR and allow OPFOR to occupy facilities. They also support terrorist operations but does not actively participate. They will turn in to OPFOR who are pro-BLUFOR and refuses to let BLUFOR use facilities. They are non compliant to BLUFOR demands and is openly disobedient and protests BLUFOR activities. He/she is defiant towards pointed weapons. The role player acts IAW the cultural norms and behaves IAW the personality developed for them in support of the scenario. They incorporate guidance given by COB site managers. They stay in character at all times in the presence of BLUFOR.

TASK: Perform as a Dislocated Civilian (34-OPFOR-1027)

CONDITION: The role player is familiar with the HUMINT mission and scenario.

STANDARD: The role player provides BLUFOR with information and acts IAW the cultural norms established for the scenario. They behave IAW the personality developed for them in support of the scenario. He/she exhibits a strong desire to flee the area by the easiest, most direct route. Without positive control measures by BLUFOR, the role player moves onto MSRs and interferes with tactical operations. He/she will comply with BLUFOR guidance to move through area. However, they become frightened to the point of hysteria if BLUFOR insists on no passage through area or insists on travel through area role player knows is mined or held by OPFOR. They will, on direction of COB site manager, try to bypass or flee through BLUFOR traffic control measures. He/she flees at sound of warning shots and is prone to panic. They beg for mercy when confronted with pointed weapon and becomes hysterical if threatened. They stay in character at all times in the presence of BLUFOR.

TASK: Conduct Raid (34-OPFOR-1009)

CONDITION: OPFOR element has occupied an objective rally point and has orders to conduct a raid on a rear area base.

STANDARD: Enemy forces were surprised. Assaulted enemy support base and accomplished assigned tasks. Specified equipment and supplies were destroyed. Decisive engagement was avoided. All personnel were withdrawn from the area within the prescribed time. The collected intelligence data satisfied the Priority Intelligence Requirements.

TASK: Disrupt Enemy Movement and Operations Using Persistent and Non-Persistent Chemical Weapons (34-OPFOR-1001)

CONDITION: Conventional artillery weapons or aircraft are available to deliver chemical weapons. Routes and key bases in the rear area have been selected.

STANDARD: Chemical agents were delivered into targeted areas. The movement of enemy supplies and equipment to forward areas was delayed by disrupting command and control systems. Enemy movement was successfully channeled into predesignated ambush areas. Enemy supplies and equipment were contaminated. A high rate of casualties were inflicted on enemy forces.

ELEMENT: INTERROGATION TEAM

TASK: Use a Linguist While Conducting an Interrogation (34-5-0917)
 (FM 34-52) (AR 611-6)

ITERATION: 1 2 3 4 5 (Circle)

COMMANDER/LEADER ASSESSMENT: T P U (Circle)

CONDITIONS: Enemy prisoners of war (EPWs) or detainees, who require the use of a linguist to interrogate, are at a site and have knowledge of immediate tactical value. A HUMINT collector, a linguist, and a unit standing operating procedures (SOP) are available. This task should not be performed in MOPP. This task should not be trained in MOPP4.

TASK STANDARDS: The HUMINT collector used a linguist to interrogated the EPW/detainee. Information of immediate tactical value was obtained. The linguist was utilized IAW FM 34-52 and the unit SOP. The interrogation was evaluated and corrections to any deficiencies were recommended.

TASK STEPS AND PERFORMANCE MEASURES	GO	NO-GO
<p>1. Prepare a plan with the linguist.</p> <ul style="list-style-type: none"> a. Inform the linguist of the current situation, the objectives of the interrogation, and the need to imitate attitude and tone of voice, so translations carry the same meaning and intent. b. Determine the type of approach and method (simultaneous or alternate) of translation to use. c. Inform the linguist of any information known about the EPW/detainee. d. If time permits, develop prepared questions to ask during the interrogation. e. Inform the linguist of the requirement to assist in the preparation of any report produced. <p>2. Use the linguist during interrogation.</p> <ul style="list-style-type: none"> a. Position the linguist and the EPW/detainee according to the approach used, fluency of the linguist, and cultural norms. See FM 34-52 for details on conducting an interrogation, approaches, positioning, and termination. b. Have the linguist tell the EPW/detainee to maintain eye contact with you and speak directly to you rather than to the linguist. c. Speak directly to the EPW/detainee as if you can speak the foreign language while the linguist translates your words using one of the two methods mentioned above. d. Both the interrogator and linguist make notes of the information being provided working as a team. e. Use a tape recorder to record the interrogation if available. <p>Note: A video camera can also be used for recording but is considered more intrusive. It could cause the EPW/detainee to not provide information. It should be used dependent upon the importance of the information and situation.</p> <ul style="list-style-type: none"> f. Have the linguist clarify anything not understood or conflicting before terminating the interrogation. g. Terminate the interrogation and compare notes with the linguist afterwards. <p>* 3. Team leader evaluates the interrogation.</p> <ul style="list-style-type: none"> a. Inform the interrogator and linguist what was performed correctly and incorrectly during the interrogation. b. If a recording of the interrogation was made, use it to illustrate any positive or negative comments. c. Make recommendations for correcting mistakes while using the linguist. 		

TASK PERFORMANCE / EVALUATION SUMMARY BLOCK							
ITERATION	1	2	3	4	5		TOTAL
TOTAL TASK STEPS EVALUATED							
TOTAL TASK STEPS "GO"							
TRAINING STATUS "GO"/"NO-GO"							

"*" indicates a leader task step.

SUPPORTING INDIVIDUAL TASKS

Task Number	Task Title	References
181-105-1001(SL1)	Comply with the Law of War and the Geneva and Hague Conventions	STP 21-1-SMCT
181-105-2001(SL2)	Enforce the Law of War and the Geneva and Hague Conventions	STP 21-24-SMCT
301-371-1000(SL1)	REPORT INTELLIGENCE INFORMATION	STP 21-1-SMCT
301-371-1050(SL1)	IMPLEMENT OPERATIONS SECURITY (OPSEC) MEASURES	STP 21-1-SMCT

SUPPORTING COLLECTIVE TASKS: NONE

OPFOR TASKS AND STANDARDS

TASK: Conduct Aerial Reconnaissance (34-OPFOR-1007)

CONDITION: OPFOR HQ requires intelligence on the location and identification of enemy elements. Aircraft is dispatched to take photographs and conduct a visual inspection of enemy area.

STANDARD: Located and photographed enemy positions in assigned sectors, to include: support and storage bases and command and control facilities. Visual checks were conducted when possible. The enemy was not engaged. Priority Intelligence Requests and other Information Requirements were reported to OPFOR HQ.

TASK: Disrupt Enemy Movement and Operations Using Tactical Nuclear Weapons (34-OPFOR-1002)

CONDITION: Orders have been received to use tactical nuclear weapons in the enemy's rear. Key locations have been identified.

STANDARD: Tactical nuclear missiles were delivered on target. Movement of equipment and supplies was disrupted or delayed to forward areas. Enemy equipment and supplies were destroyed. A high rate of nuclear casualties was inflicted among enemy troops.

TASK: Perform as a Paramilitary Official (34-OPFOR-1018)

CONDITION: The role player is familiar with the HUMINT mission and scenario.

STANDARD: The role player provides the unit with information, support, or authorization/approval to conduct operations. He/she acts IAW cultural norms established for the scenario. They behave IAW the personality developed for them in support of the scenario. The role player supports actions that do not conflict with his/her national or bureaucratic interests, personality, personal interests, or cultural norms. They also incorporate guidance given to them by the civil affairs planner. He/she stays in character at all times in the presence of BLUFOR.

TASK: Perform as a Government Official (34-OPFOR-1019)

CONDITION: The role player is familiar with the HUMINT mission and scenario.

STANDARD: The role player provides the unit with information, support, or authorization/approval to conduct operations. He/she acts IAW the cultural norms established for the scenario. They behave IAW the personality developed for them in support of the scenario. The role players support actions that do not conflict with his/her national or bureaucratic interests, personality, personal interests, or cultural norms. They also incorporate guidance given to them by the civil affairs planner. He/she stay in character at all times in the presence of BLUFOR.

TASK: Perform as a U.S. Government Official (34-OPFOR-1020)

CONDITION: The role player is familiar with the HUMINT mission and scenario.

STANDARD: The role player provides the unit with information, support, or authorization/approval to conduct operations. He/she acts IAW the cultural norms. They behave IAW the personality developed for them in support of the scenario. The role player supports actions that do not conflict with U.S. national or agency-specific bureaucratic interests, his/her personality or personal interests, cultural norms, or U.S. public opinion. They also incorporate guidance given to them by the civil affairs planner. He/she stay in character at all times in the presence of BLUFOR.

TASK: Perform as a Nongovernmental Organization (NGO) Representative (34-OPFOR-1021)

CONDITION: The role player is familiar with the HUMINT mission and scenario.

STANDARD: The role player provides the unit with information, support, or authorization/approval to conduct operations. He/she behaves IAW the personality developed for them in support of the scenario. They support actions that do not conflict with his/her organizational or bureaucratic interests, personality or personal interests, or international law. They also incorporate guidance given to them by the civil affairs planner. He/she stay in character at all times in the presence of BLUFOR.

TASK: Perform as a Civilian at Stage 1 (Pro Govt, Pro BLUFOR) (34-OPFOR-1022)

CONDITION: The role player is familiar with the HUMINT mission and scenario.

STANDARD: The role player is extremely cooperative with BLUFOR. He/she is nonaggressive towards BLUFOR. They are fully compliant to BLUFOR commands, actively seeks out BLUFOR assistance and informs BLUFOR of all known OPFOR activities. The role player informs on suspected CLF operations, won't willingly assist OPFOR in any way unless placed in jeopardy of life. He/she is willing to overlook minor violations of ROE/Law of War. They act IAW the cultural norms established for the scenario. The role player behaves IAW the personality developed for them and stays in character at all times in the presence of the BLUFOR. He/she incorporates guidance given to him by COB site managers. They are fearful of a pointed weapon.

TASK: Perform as a Civilian at Stage 2 (Pro Govt to Neutral) (34-OPFOR-1023)

CONDITION: The role player is familiar with the HUMINT mission and scenario.

STANDARD: The role player is cooperative with BLUFOR but tries to maintain a neutral facade. He/she is compliant with BLUFOR demands, but complains if BLUFOR violates ROE/Law of War. They only offer BLUFOR use of facilities if an emergency is present. They may pass information about OPFOR to BLUFOR if scripted, or if BLUFOR asks a relevant question. The role player accepts BLUFOR assistance. They won't allow OPFOR assistance or use of facilities unless threatened by force. They are fearful of pointed weapons. He/she acts IAW the cultural norms and behaves IAW the personality developed for them in support of the scenario. They incorporate guidance given to them by COB site managers. He/she stay in character at all times in the presence of BLUFOR.

TASK: Perform as a Civilian at Stage 3 (Neutral) (34-OPFOR-1024)

CONDITION: The role player is familiar with the HUMINT mission and scenario.

STANDARD: The role player is equally cooperative with BLUFOR and OPFOR. He/she will not give information openly to either BLUFOR or OPFOR unless event is directed by COB staff. They report violations of ROE/Law of Land Warfare to civil officials/role play press. He/she openly accepts support from either side. They avoid being overly friendly the BLUFOR and comply with BLUFOR demands, but does so grudgingly. They allow either BLUFOR or OPFOR to temporarily use facilities. He/she is fearful of pointed weapons. The role player acts IAW the cultural norms and behaves IAW the personality developed for them in support of the scenario. They incorporate guidance given to him by COB site managers. They stay in character at all times in the presence of BLUFOR.

TASK: Perform as a Civilian at Stage 4 (Neutral to Anti-government) (34-OPFOR-1025)

CONDITION: The role player is familiar with the HUMINT mission and scenario.

STANDARD: The role player is less cooperative with BLUFOR and is friendly to OPFOR. They will give information to OPFOR when approved by COB site manager. They also will give information to BLUFOR when approved by COB site manager. He/she actively reports any ROE violation in an agitated, boisterous manner. They are reluctantly compliant of BLUFOR demands. They give OPFOR any logistic support available in village. He/she is fearful but belligerent if weapons are pointed at them. He/she acts IAW the cultural norms and behaves IAW the personality developed for them in support of the scenario. They incorporate guidance given by COB site managers. They stay in character at all times in the presence of BLUFOR.

TASK: Perform as a Civilian at Stage 5 (Anti-government/Anti-BLUFOR) (34-OPFOR-1026)

CONDITION: The role player is familiar with the HUMINT mission and scenario.

STANDARD: The role player openly supports OPFOR and is anti-government and anti-BLUFOR. They actively work to frustrate BLUFOR goals. He/she is politically active and seeks to incite others. They give BLUFOR data to OPFOR and allow OPFOR to occupy facilities. They also support terrorist operations but does not actively participate. They will turn in to OPFOR who are pro-BLUFOR and refuses to let BLUFOR use facilities. They are non compliant to BLUFOR demands and is openly disobedient and protests BLUFOR activities. He/she is defiant towards pointed weapons. The role player acts IAW the cultural norms and behaves IAW the personality developed for them in support of the scenario. They incorporate guidance given by COB site managers. They stay in character at all times in the presence of BLUFOR.

TASK: Perform as a Dislocated Civilian (34-OPFOR-1027)

CONDITION: The role player is familiar with the HUMINT mission and scenario.

STANDARD: The role player provides BLUFOR with information and acts IAW the cultural norms established for the scenario. They behave IAW the personality developed for them in support of the scenario. He/she exhibits a strong desire to flee the area by the easiest, most direct route. Without positive control measures by BLUFOR, the role player moves onto MSRs and interferes with tactical operations. He/she will comply with BLUFOR guidance to move through area. However, they become frightened to the point of hysteria if BLUFOR insists on no passage through area or insists on travel through area role player knows is mined or held by OPFOR. They will, on direction of COB site manager, try to bypass or flee through BLUFOR traffic control measures. He/she flees at sound of warning shots and is prone to panic. They beg for mercy when confronted with pointed weapon and becomes hysterical if threatened. They stay in character at all times in the presence of BLUFOR.

ELEMENT: ACE HEADQUARTERS

TASK: Conduct Intelligence Preparation of the Battlefield (IPB) (BDE) (34-6-2003)
 (FM 34-130) (FM 101-5) (FM 101-5-1)
 (FM 34-1) (FM 34-8) (FM 34-80)

ITERATION: 1 2 3 4 5 M (Circle)
COMMANDER/LEADER ASSESSMENT: T P U (Circle)

CONDITIONS: Given a deployed brigade S2/analysis and control team; incoming all source intelligence and information from higher, adjacent, and subordinate elements; enemy order of battle; knowledge of threat doctrine; commander's initial planning guidance; refined data from the division's terrain team and staff weather officer; a personal computer based tactical local area network and the all source analysis system-remote workstation. Some iterations of this task should be performed in MOPP4.

TASK STANDARDS: Conducted intelligence preparation of the battlefield that accurately defined the battlefield area, described the effects of weather and terrain on the battlefield, and evaluated the threat. Provided supporting templates and reports that assisted the staff in determining courses of action and mission planning.

TASK STEPS AND PERFORMANCE MEASURES	GO	NO-GO
<p>* 1. Establish coordination with other staff elements in accordance with the unit tactical standing operating procedures.</p> <p>2. Define the battlefield area.</p> <ul style="list-style-type: none"> a. Coordinate with the division terrain team or attached engineer unit for engineer terrain analysis of the battlefield. b. Identify the amount of detail required and feasibility in the time available. c. Identify the limits of the brigade's Area of Operations (AO) and battle space. d. Establish the limits of the brigade's Area of Interest (AI). e. Evaluate existing databases to identify gaps in intelligence. f. Collect the required intelligence. g. Identify significant characteristics of the AO and AI. <p>3. Analyze and describe terrain and weather effects on friendly and enemy Courses of Action (COAs). Coordinate with the analysis and control element for initial collection requirements to fill database gaps.</p> <ul style="list-style-type: none"> a. Conduct terrain analysis of the battlefield area and identify military aspects of the terrain. <ul style="list-style-type: none"> (1) Determine observation and fields of fire in the AO and AI. (2) Identify areas of cover and concealment. (3) Identify obstacles. (4) Identify key terrain. (5) Identify and analyze enemy avenues of approach and mobility corridors in the AO and AI. (Attack/counterattack forces should be tailored to a specific unit type, i.e. heavy, light, airborne forces, etc.) <p>NOTE: In some units, the assistant brigade engineer briefs terrain, while the S2 focuses on the effects of terrain on the enemy.</p> <ul style="list-style-type: none"> b. Determine the military aspects of weather on military operations. <ul style="list-style-type: none"> (1) Coordinate with the staff weather officer. (2) Evaluate the effects of visibility within the AO and AI. (3) Evaluate the effects of wind. (4) Evaluate the effects of precipitation. (5) Evaluate the effects of cloud cover. 		

TASK STEPS AND PERFORMANCE MEASURES	GO	NO-GO
<p>(6) Evaluate the effects of temperature and humidity.</p> <p>c. Determine other characteristics of the battlefield that could effect operations. This can be accomplished through identification of:</p> <ul style="list-style-type: none"> (1) Demographic, political, and socioeconomic factors; (2) Infrastructures (transportation and telecommunications, etc.). <p>4. Prepare a modified combined obstacle overlay (If not already prepared by the engineer terrain team).</p> <p>5. Create or update threat doctrine or patterns of operation to doctrinal templates.</p> <ul style="list-style-type: none"> a. The analysis and control team describes threat tactics and options. b. The analysis and control team identifies those high value targets critical to the completion of the threat commander's mission. c. The analysis and control team identifies threat capabilities, vulnerabilities, COAs, supporting missions, and other actions that can influence friendly operations. d. Develop situation templates in accordance with FM 34-130 that graphically depict doctrinal threat dispositions given terrain constraints in the AO and AI should the threat adopt a particular COA. e. Develop event templates in accordance with FM 34-130, which depict where and when to collect information that will indicate which COA the threat has adopted. <ul style="list-style-type: none"> (1) Develop new named areas of interest at specific points, routes, or areas within the AO and AI that can match natural terrain features, arbitrary features such as time phase lines, or engagement areas. Also include collection targets that exist in the electromagnetic spectrum. (2) Develop an event matrix that provides details on the type of threat activity expected in each named area of interest, when the named area of interest is expected to be active, and its relationship to other battlefield events. <p>6. Identify the threat's likely objectives and desired end state beginning with the threat command one level above and repeating the process through two levels below.</p> <ul style="list-style-type: none"> a. Identify and analyzes the full set of COAs available to the threat in accordance with FM 34-130. <ul style="list-style-type: none"> (1) Analyzes the feasibility of each threat COA in terms of time, space, resources, and the force ratios required to accomplish its objective(s). (2) Identifies the uniqueness and suitability of each threat COA. (3) Determines the acceptability of risk to threat forces for each COA. (4) Determines whether the COAs are consistent with threat doctrine. (5) Determines if the threat COA effectively supports the perceived objective and task/purpose of its higher echelons, two echelons up if possible (i.e., Will a regiment's COA support its division and army's objectives?). b. Develop each COA in the amount of detail time allows. c. Evaluate and prioritize each COA. <ul style="list-style-type: none"> (1) Determine the most dangerous threat COA. (2) Determine the most likely threat COA. <p>7. Assist the battle staff in the production of the decision support template through the war-gaming process and other intelligence preparation of the battlefield products already developed.</p>		

TASK STEPS AND PERFORMANCE MEASURES	GO	NO-GO
8. Confirm or deny the existing estimate of the enemy's COA and update the estimate based on current intelligence, weather, and terrain data.		
9. Recommend changes to priority intelligence requests and high payoff targets based on the most current assessment of threat.		

TASK PERFORMANCE / EVALUATION SUMMARY BLOCK							
ITERATION	1	2	3	4	5	M	TOTAL
TOTAL TASK STEPS EVALUATED							
TOTAL TASK STEPS "GO"							
TRAINING STATUS "GO"/"NO-GO"							

"*" indicates a leader task step.

SUPPORTING INDIVIDUAL TASKS

Task Number	Task Title	References
01-9001.19-0002	Take Charge of a Company, Staff Section, or Equivalent Sized Organization	STP 21-II-MQS
01-9007.01-0130	Write to Persuade a Decision Maker to Choose a Course of Action	STP 21-I-MQS STP 21-II-MQS
01-9007.01-0250	Brief to Inform, Persuade, or Direct	STP 21-I-MQS STP 21-II-MQS
01-9017.02-0002	Conduct a Battle Analysis	STP 21-I-MQS STP 21-II-MQS
03-9001.10-0004	Apply the Ethical Decision-Making Process as a Commander or Staff Officer	STP 21-I-MQS STP 21-II-MQS
03-9001.12-0003	Communicate Effectively as a Commander or Staff Officer	STP 21-I-MQS STP 21-II-MQS
03-9001.13-0001	Solve Problems Using the Military Problem Solving Process	STP 21-I-MQS STP 21-II-MQS
071-332-5000(SL3)	Prepare an Operation Overlay	STP 21-I-MQS
071-332-5021(SL3)	Prepare a Situation Map	STP 21-24-SMCT
301-371-1000(SL1)	REPORT INTELLIGENCE INFORMATION	STP 21-1-SMCT
301-371-1052(SL1)	PROTECT CLASSIFIED INFORMATION AND MATERIAL	STP 21-1-SMCT

SUPPORTING COLLECTIVE TASKS: NONE

OPFOR TASKS AND STANDARDS

TASK: Conduct Air Attacks (34-OPFOR-1006)

CONDITION: OPFOR elements in the rear area have forwarded the coordinates of enemy facilities/elements. OPFOR aircraft have been dispatched to attack enemy installations or convoys.

STANDARD: Support sites, command and control facilities, and/or convoys were located. Attack runs on designated targets were conducted. Enemy equipment, supplies, and vehicles were destroyed and enemy personnel were killed.

TASK: Conduct Aerial Reconnaissance (34-OPFOR-1007)

CONDITION: OPFOR HQ requires intelligence on the location and identification of enemy elements. Aircraft is dispatched to take photographs and conduct a visual inspection of enemy area.

STANDARD: Located and photographed enemy positions in assigned sectors, to include: support and storage bases and command and control facilities. Visual checks were conducted when possible. The enemy was not engaged. Priority Intelligence Requests and other Information Requirements were reported to OPFOR HQ.

TASK: Disrupt Enemy Movement and Operations Using Tactical Nuclear Weapons (34-OPFOR-1002)

CONDITION: Orders have been received to use tactical nuclear weapons in the enemy's rear. Key locations have been identified.

STANDARD: Tactical nuclear missiles were delivered on target. Movement of equipment and supplies was disrupted or delayed to forward areas. Enemy equipment and supplies were destroyed. A high rate of nuclear casualties was inflicted among enemy troops.

TASK: Disrupt Enemy Movement and Operations Using Persistent and Non-Persistent Chemical Weapons (34-OPFOR-1001)

CONDITION: Conventional artillery weapons or aircraft are available to deliver chemical weapons. Routes and key bases in the rear area have been selected.

STANDARD: Chemical agents were delivered into targeted areas. The movement of enemy supplies and equipment to forward areas was delayed by disrupting command and control systems. Enemy movement was successfully channeled into predesignated ambush areas. Enemy supplies and equipment were contaminated. A high rate of casualties were inflicted on enemy forces.

ELEMENT: ACE HEADQUARTERS

TASK: Produce Intelligence Products (BDE) (34-6-2004)

(FM 34-3)

(FM 101-5)

(FM 101-5-1)

(FM 34-1)

(FM 34-130)

(FM 34-8)

(FM 34-80)

ITERATION: 1 2 3 4 5 M (Circle)

COMMANDER/LEADER ASSESSMENT: T P U (Circle)

CONDITIONS: Given the brigade is supported by division intelligence collection assets and an initial entry intelligence package (in either digital or hard copy format). The all source analysis system-remote workstation is loaded with current intelligence databases. Some iterations of this task should be performed in MOPP4.

TASK STANDARDS: The brigade S2/analysis and control team produced intelligence products that provided weather and terrain data, enemy order of battle, and enemy capabilities and vulnerabilities, that accurately portrayed potential enemy courses of action.

TASK STEPS AND PERFORMANCE MEASURES	GO	NO-GO
<p>* 1. Record incoming information and intelligence.</p> <ul style="list-style-type: none"> a. Maintain an intelligence journal per Tactical Standing Operating Procedures (TSOP). At a minimum it should reflect: <ul style="list-style-type: none"> (1) An accurate and concise statement of the message, report, or event; (2) A notation as to the sender or individual making the report; (3) The time of receipt or dispatch and method of transmission; (4) Action actually taken (not intended). <p>Note: Databases will be maintained on the all source analysis system-remote workstation. It is recommended periodic printouts be made in the event of a system failure or power outage. The same should be done for all estimates, annexes, and summaries.</p> <ul style="list-style-type: none"> b. Fuse existing database information with incoming intelligence. c. Update intelligence databases. d. Deconflict analysis and control team all source-collated database with inbound analysis and control element data. e. Use incoming reports to help identify gaps in intelligence coverage. f. Use the high payoff target list and priority intelligence requirements to identify combat information for immediate dissemination. g. Synthesize intelligence to confirm or deny possible enemy courses of action. h. Evaluate the current enemy situation. i. Develop an estimate of the current enemy situation and the most likely and dangerous enemy courses of action. j. Answer the brigade commander's priority intelligence requirements. <p>2. Provide timely intelligence support to targeting. Receive, store, create, edit, and exchange the following targeting information/products to perform overall target development/coordination functions:</p> <ul style="list-style-type: none"> a. Protected target list; b. Taboo, restricted, and guarded frequency lists; c. High value target/high payoff target lists; d. Target criteria list; e. Attack guidance matrix; f. Target spread sheets; 		

TASK STEPS AND PERFORMANCE MEASURES	GO	NO-GO
<p>g. Target sheets; h. Fire support, electronic warfare, and intelligence annexes of the OPORD.</p> <p>3. Dynamically establish and terminate sensor-to-shooter links prior to expected high payoff target events.</p> <p>4. Produce the intelligence annex to the brigade OPORD in accordance with FM 101-5 to include the following:</p> <ul style="list-style-type: none"> a. Summary of the enemy situation. b. Intelligence acquisition tasks. <ul style="list-style-type: none"> (1) Orders to attached and subordinate units. (2) Requests to higher and adjacent units. c. Measures for handling personnel, documents, and material. <ul style="list-style-type: none"> (1) Enemy prisoners of war, deserters, repatriates, inhabitants, and other persons. (2) Captured documents. (3) Captured material and equipment. d. Counterintelligence. e. Miscellaneous instructions (if required). f. Documents or equipment required. <p>Note: This paragraph is covered largely by the brigade TSOP. Many special operational instructions having counterintelligence aspects are listed in the OPORD or in other annexes. Certain instructions and procedures on the conduct of special personnel in the operation may require limited distribution on a need-to-know basis; therefore, it may be necessary to prepare a special appendix for a limited and specified number of addressees.</p> <ul style="list-style-type: none"> g. Reports and distribution. <ul style="list-style-type: none"> (1) Period to be covered by routine reports and distribution. (2) Routine and special reports whose production differs from that of the TSOP. (3) Periodic or special conferences of intelligence officers. (4) Distribution of special intelligence studies, such as defense overprints, imagery intelligence reports and electronic order of battle overlays. (5) Special intelligence liaison, when indicated. h. Process and disseminate the intelligence annex. <ul style="list-style-type: none"> (1) Process input received from the tasked elements. (2) Review input and make appropriate changes. (3) Submit the intelligence annex to the S3 for incorporation into the OPORD. (4) Ensure intelligence acquisition tasks to answer the commander's priority intelligence requirements/information requirements are placed in "tasks to units" in the base order. <p>5. Produce the Intelligence Summary (INTSUM), which is prepared to answer the commander's priority intelligence requirements/information requirements. The INTSUM will address the following areas:</p> <p>Note: FM 34-2 and FM 34-8 have changed INTSUM production from time to event driven. This may effect the brigade TSOP. Additionally, the graphic INTSUM may replace the current hard copy INTSUM.</p> <ul style="list-style-type: none"> a. Issuing unit; b. Time and date of issue; c. Summary of enemy activity for the period; <ul style="list-style-type: none"> (1) Enemy ground activity. (2) Trace of forward enemy elements. (3) Potential targets for nuclear weapons. 		

TASK STEPS AND PERFORMANCE MEASURES	GO	NO-GO
(4) Enemy nuclear, biological, and chemical activity. (5) Enemy air activity. (6) Other enemy activity (new tactics, counterintelligence, etc.). d. Enemy personnel and equipment losses; (1) Personnel killed in action. (2) Enemy prisoners of war. (3) Equipment destroyed or captured. e. New enemy obstacles or barriers; f. Enemy administrative activities; g. Identification of new enemy units, equipment, or personalities; h. Enemy movements; i. Estimated number and type of enemy vehicles; j. Current and projected weather and terrain conditions; k. Brief discussion of enemy capabilities and vulnerabilities; l. Conclusions. (1) Most likely enemy courses of action for selected future periods or events (i.e. 6, 12, 24 hours). (2) New effects of terrain, weather, or other factors on friendly operations. (3) Current and emerging enemy vulnerabilities.		

TASK PERFORMANCE / EVALUATION SUMMARY BLOCK							
ITERATION	1	2	3	4	5	M	TOTAL
TOTAL TASK STEPS EVALUATED							
TOTAL TASK STEPS "GO"							
TRAINING STATUS "GO"/"NO-GO"							

"**" indicates a leader task step.

SUPPORTING INDIVIDUAL TASKS

Task Number	Task Title	References
01-9001.19-0002	Take Charge of a Company, Staff Section, or Equivalent Sized Organization	STP 21-II-MQS
01-9007.01-0130	Write to Persuade a Decision Maker to Choose a Course of Action	STP 21-I-MQS STP 21-II-MQS
01-9007.01-0250	Brief to Inform, Persuade, or Direct	STP 21-I-MQS STP 21-II-MQS
01-9017.02-0002	Conduct a Battle Analysis	STP 21-I-MQS STP 21-II-MQS
03-9001.10-0004	Apply the Ethical Decision-Making Process as a Commander or Staff Officer	STP 21-I-MQS STP 21-II-MQS
03-9001.12-0003	Communicate Effectively as a Commander or Staff Officer	STP 21-I-MQS STP 21-II-MQS
03-9001.13-0001	Solve Problems Using the Military Problem Solving Process	STP 21-I-MQS STP 21-II-MQS
04-9007.01-0220	Write to Inform or Direct	STP 21-I-MQS STP 21-II-MQS STP 21-I-MQS

SUPPORTING COLLECTIVE TASKS: NONE

OPFOR TASKS AND STANDARDS

TASK: Disrupt Enemy Movement and Operations Using Tactical Nuclear Weapons (34-OPFOR-1002)

CONDITION: Orders have been received to use tactical nuclear weapons in the enemy's rear. Key locations have been identified.

STANDARD: Tactical nuclear missiles were delivered on target. Movement of equipment and supplies was disrupted or delayed to forward areas. Enemy equipment and supplies were destroyed. A high rate of nuclear casualties was inflicted among enemy troops.

TASK: Disrupt Enemy Movement and Operations Using Persistent and Non-Persistent Chemical Weapons (34-OPFOR-1001)

CONDITION: Conventional artillery weapons or aircraft are available to deliver chemical weapons. Routes and key bases in the rear area have been selected.

STANDARD: Chemical agents were delivered into targeted areas. The movement of enemy supplies and equipment to forward areas was delayed by disrupting command and control systems. Enemy movement was successfully channeled into predesignated ambush areas. Enemy supplies and equipment were contaminated. A high rate of casualties were inflicted on enemy forces.

ELEMENT: ACE HEADQUARTERS

TASK: Disseminate Combat Information and Intelligence (BDE) (34-6-2005)
 (FM 34-80) (FM 101-5) (FM 34-1)
 (FM 34-10) (FM 34-3) (FM 34-8)

ITERATION: 1 2 3 4 5 M (Circle)
COMMANDER/LEADER ASSESSMENT: T P U (Circle)

CONDITIONS: Given the brigade's tactical standing operating procedures, completed intelligence products, an initial entry intelligence package from higher headquarters in digital or hard copy. Division or other intelligence gathering assets supporting the brigade. Some iterations of this task should be performed in MOPP4.

TASK STANDARDS: The S2/analysis and control team disseminated combat information and intelligence to the appropriate units and staff elements, in accordance with the tactical standing operating procedures that accurately portrayed weather, terrain, the enemy's current and probable future courses of action, capabilities, vulnerabilities, and order of battle. This was accomplished in time for commanders and staff to plan and mass forces at the proper time and place to successfully influence the battle.

TASK STEPS AND PERFORMANCE MEASURES	GO	NO-GO
<ol style="list-style-type: none"> 1. Determine combat information and intelligence that requires dissemination. The focus is on priority intelligence requirements/information requirements. 2. Disseminate combat information to the appropriate addressees listed in the tactical standing operating procedures. <ol style="list-style-type: none"> a. Use the most expeditious means available to disseminate highly perishable combat information in spot report format immediately after receipt. Use all source analysis system-remote workstation message auto generate/auto fill as required. b. Ensure the commander, subordinate battalion, S3, and other key staff members in the tactical operations center receive combat information based on their needs. 3. Disseminate intelligence to the appropriate addressees listed in the tactical standing operating procedures. <ol style="list-style-type: none"> a. Disseminate intelligence to the commander, subordinate battalions, S3, and other key staff elements. b. Disseminate intelligence to the G2 and other adjacent friendly units as required. 4. Disseminate via frequency modulation/mobile subscriber equipment when necessary. 5. Confirm the combat information and intelligence passed has been received. 		

TASK PERFORMANCE / EVALUATION SUMMARY BLOCK							
ITERATION	1	2	3	4	5	M	TOTAL
TOTAL TASK STEPS EVALUATED							
TOTAL TASK STEPS "GO"							
TRAINING STATUS "GO"/"NO-GO"							

"**" indicates a leader task step.

SUPPORTING INDIVIDUAL TASKS

Task Number	Task Title	References
01-9001.19-0002	Take Charge of a Company, Staff Section, or Equivalent Sized Organization	STP 21-II-MQS
01-9007.01-0250	Brief to Inform, Persuade, or Direct	STP 21-I-MQS STP 21-II-MQS STP 21-I-MQS
01-9017.02-0002	Conduct a Battle Analysis	STP 21-II-MQS STP 21-I-MQS
03-9001.10-0004	Apply the Ethical Decision-Making Process as a Commander or Staff Officer	STP 21-II-MQS
03-9001.12-0003	Communicate Effectively as a Commander or Staff Officer	STP 21-I-MQS STP 21-II-MQS
03-9001.13-0001	Solve Problems Using the Military Problem Solving Process	STP 21-I-MQS STP 21-II-MQS
04-9007.01-0220	Write to Inform or Direct	STP 21-I-MQS STP 21-II-MQS STP 21-I-MQS
113-637-2001(SL1) 301-336-3106	Communicate via a Tactical Radio DISSEMINATE INTELLIGENCE REPORTS	STP 21-1-SMCT STP 34-96B14-SM-TG STP 34-AS-01TA STP 34-IAS-01 STP 34-RWS-14-V6-SM

SUPPORTING COLLECTIVE TASKS: NONE

OPFOR TASKS AND STANDARDS

TASK: Conduct Electronic Warfare (34-OPFOR-1012)

CONDITION: OPFOR employs collection and direction finding assets (ground and air), to monitor and locate enemy forces.

STANDARD: The positions of enemy command, intelligence, and logistics units were located. The locations of the positions were forwarded to OPFOR headquarters. Jamming signals were used against enemy radio receivers. Enemy radio nets were monitored and all information of intelligence value was reported to OPFOR HQ.

TASK: Conduct Aerial Reconnaissance (34-OPFOR-1007)

CONDITION: OPFOR HQ requires intelligence on the location and identification of enemy elements. Aircraft is dispatched to take photographs and conduct a visual inspection of enemy area.

STANDARD: Located and photographed enemy positions in assigned sectors, to include: support and storage bases and command and control facilities. Visual checks were conducted when possible. The enemy was not engaged. Priority Intelligence Requests and other Information Requirements were reported to OPFOR HQ.

TASK: Disrupt Enemy Movement and Operations Using Tactical Nuclear Weapons (34-OPFOR-1002)

CONDITION: Orders have been received to use tactical nuclear weapons in the enemy's rear. Key locations have been identified.

STANDARD: Tactical nuclear missiles were delivered on target. Movement of equipment and supplies was disrupted or delayed to forward areas. Enemy equipment and supplies were destroyed. A high rate of nuclear casualties was inflicted among enemy troops.

TASK: Disrupt Enemy Movement and Operations Using Persistent and Non-Persistent Chemical Weapons (34-OPFOR-1001)

CONDITION: Conventional artillery weapons or aircraft are available to deliver chemical weapons. Routes and key bases in the rear area have been selected.

STANDARD: Chemical agents were delivered into targeted areas. The movement of enemy supplies and equipment to forward areas was delayed by disrupting command and control systems. Enemy movement was successfully channeled into predesignated ambush areas. Enemy supplies and equipment were contaminated. A high rate of casualties were inflicted on enemy forces.

ELEMENTS: COMPANY
 COMPANY HEADQUARTERS

TASK: Direct Intelligence Operations (BDE) (34-6-2009)
 (FM 34-80) (FM 101-5) (FM 34-1)
 (FM 34-3) (FM 34-8)

ITERATION: 1 2 3 4 5 M (Circle)

COMMANDER/LEADER ASSESSMENT: T P U (Circle)

CONDITIONS: The brigade is supported by division and other strategic information and intelligence collection assets. The commander has approved the priority intelligence requirements and information requirements and given his concept of operations. Some iterations of this task should be performed in MOPP4.

TASK STANDARDS: Identified and exploited enemy weaknesses to accomplish the assigned mission in accordance with the commander's intent.

TASK STEPS AND PERFORMANCE MEASURES	GO	NO-GO
* 1. The brigade S2 and analysis and control team review current and future requirements. a. Monitor the current and projected enemy situation and course of action. b. Recommend changes to the priority intelligence requirements. c. Recommend changes to the information requirements. d. Recommend changes to the direct support military intelligence company's organization for combat, as required, in coordination with the S3.		
* 2. The S2 supervises the analysis and control team in its intelligence acquisition. a. Supervises execution of intelligence acquisition tasks by supporting military intelligence assets. b. Monitors status of requests for intelligence information. c. Initiates new requests for intelligence information, as required.		
* 3. The analysis and control team supervises exploitation of captured personnel, documents, and material and forwards intelligence to the brigade S2 in accordance with priority intelligence requirements and information requirements.		
* 4. If applicable, the S2 coordinates the intelligence effort between the main and tactical command post.		
* 5. The S2 supervises the release/dissemination of all intelligence products within the brigade.		
* 6. The S2 recommends changes to the reconnaissance, intelligence, surveillance, target acquisition plan.		

TASK PERFORMANCE / EVALUATION SUMMARY BLOCK							
ITERATION	1	2	3	4	5	M	TOTAL
TOTAL TASK STEPS EVALUATED							
TOTAL TASK STEPS "GO"							
TRAINING STATUS "GO"/"NO-GO"							

"*" indicates a leader task step.

SUPPORTING INDIVIDUAL TASKS

Task Number	Task Title	References
01-9001.19-0002	Take Charge of a Company, Staff Section, or Equivalent Sized Organization	STP 21-II-MQS
01-9007.01-0130	Write to Persuade a Decision Maker to Choose a Course of Action	STP 21-I-MQS STP 21-II-MQS
01-9007.01-0250	Brief to Inform, Persuade, or Direct	STP 21-I-MQS STP 21-II-MQS
01-9017.02-0002	Conduct a Battle Analysis	STP 21-I-MQS STP 21-II-MQS
03-9001.10-0004	Apply the Ethical Decision-Making Process as a Commander or Staff Officer	STP 21-I-MQS STP 21-II-MQS
03-9001.12-0003	Communicate Effectively as a Commander or Staff Officer	STP 21-I-MQS STP 21-II-MQS
03-9001.13-0001	Solve Problems Using the Military Problem Solving Process	STP 21-I-MQS STP 21-II-MQS
04-9007.01-0220	Write to Inform or Direct	STP 21-I-MQS STP 21-II-MQS STP 21-I-MQS

SUPPORTING COLLECTIVE TASKS: NONE**OPFOR TASKS AND STANDARDS**

TASK: Disrupt Enemy Movement and Operations Using Tactical Nuclear Weapons (34-OPFOR-1002)

CONDITION: Orders have been received to use tactical nuclear weapons in the enemy's rear. Key locations have been identified.

STANDARD: Tactical nuclear missiles were delivered on target. Movement of equipment and supplies was disrupted or delayed to forward areas. Enemy equipment and supplies were destroyed. A high rate of nuclear casualties was inflicted among enemy troops.

TASK: Conduct Electronic Warfare (34-OPFOR-1012)

CONDITION: OPFOR employs collection and direction finding assets (ground and air), to monitor and locate enemy forces.

STANDARD: The positions of enemy command, intelligence, and logistics units were located. The locations of the positions were forwarded to OPFOR headquarters. Jamming signals were used against enemy radio receivers. Enemy radio nets were monitored and all information of intelligence value was reported to OPFOR HQ.

ELEMENT: ACE HEADQUARTERS

TASK: Maintain the Current Enemy Situation (BDE) (34-6-2010)
 (FM 34-3) (FM 101-5) (FM 34-1)
 (FM 34-130) (FM 34-2) (FM 34-8)
 (FM 34-80)

ITERATION: 1 2 3 4 5 M (Circle)

COMMANDER/LEADER ASSESSMENT: T P U (Circle)

CONDITIONS: Given the brigade tactical standing operating procedures, combat information and intelligence, the all source analysis system-remote workstation, and echelons above corps, corps, or division intelligence packages in digital or hard copy format. Some iterations of this task should be performed in MOPP4.

TASK STANDARDS: Maintained the all-source enemy order of battle database to reflect unforeseen or newly developing risks or vulnerabilities of the command. Projected future courses of action, through situational and event templating, against which plans for future operations could be developed. The current enemy situation was updated by the S2/analysis and control team. Enemy courses of action were reassessed, confirmed or denied, based upon the latest enemy order of battle, terrain, and weather information.

TASK STEPS AND PERFORMANCE MEASURES	GO	NO-GO
<p>* 1. Receive the commander's priority intelligence requirements and information requirements.</p> <ul style="list-style-type: none"> a. Merge significant aspects of the area of operations and current enemy situation. b. Use the priority intelligence requirements and information requirements to drive the analysis of the current enemy situation. c. Analyze and compare current enemy dispositions and compositions with projected courses of action. d. Confirm or deny courses of action and update enemy situation based on current intelligence and intelligence preparation of the battlefield products. Track status of latest time information is of value for each priority intelligence requirements. <p>2. Provide the commander with the intelligence estimate, as required.</p> <p>3. Maintain the situation map, as required by tactical standing operating procedures. Focus on priority intelligence requirements and information requirements.</p> <ul style="list-style-type: none"> a. Portray the enemy situation and locations. b. Include enemy capabilities and vulnerabilities. c. Include prioritized course of action and probable future intent. d. Portray front line trace and monitor friendly situation. e. List recent significant events and indicators of future events f. Communicate intent and impact to the G2/S2. <p>Note: If a digitized or conventional enhanced brigade the following may apply: Maintain the current situation on the all source analysis system-remote workstation and the maneuver control station (Phoenix) to provide the common relevant picture.</p>		

TASK PERFORMANCE / EVALUATION SUMMARY BLOCK							
ITERATION	1	2	3	4	5	M	TOTAL
TOTAL TASK STEPS EVALUATED							
TOTAL TASK STEPS "GO"							
TRAINING STATUS "GO"/"NO-GO"							

"*" indicates a leader task step.

SUPPORTING INDIVIDUAL TASKS

Task Number	Task Title	References
01-9001.19-0002	Take Charge of a Company, Staff Section, or Equivalent Sized Organization	STP 21-II-MQS
01-9007.01-0250	Brief to Inform, Persuade, or Direct	STP 21-I-MQS STP 21-II-MQS STP 21-I-MQS
01-9017.02-0002	Conduct a Battle Analysis	STP 21-II-MQS STP 21-I-MQS
03-9001.10-0004	Apply the Ethical Decision-Making Process as a Commander or Staff Officer	STP 21-II-MQS
03-9001.12-0003	Communicate Effectively as a Commander or Staff Officer	STP 21-I-MQS STP 21-II-MQS
03-9001.13-0001	Solve Problems Using the Military Problem Solving Process	STP 21-I-MQS STP 21-II-MQS
071-329-1019(SL2)	Use a Map Overlay	STP 21-I-MQS
071-332-5000(SL3)	Prepare an Operation Overlay	STP 21-24-SMCT
071-332-5021(SL3)	Prepare a Situation Map	STP 21-24-SMCT

SUPPORTING COLLECTIVE TASKS: NONE

OPFOR TASKS AND STANDARDS

TASK: Conduct Aerial Reconnaissance (34-OPFOR-1007)

CONDITION: OPFOR HQ requires intelligence on the location and identification of enemy elements. Aircraft is dispatched to take photographs and conduct a visual inspection of enemy area.

STANDARD: Located and photographed enemy positions in assigned sectors, to include: support and storage bases and command and control facilities. Visual checks were conducted when possible. The enemy was not engaged. Priority Intelligence Requests and other Information Requirements were reported to OPFOR HQ.

TASK: Disrupt Enemy Movement and Operations Using Tactical Nuclear Weapons (34-OPFOR-1002)

CONDITION: Orders have been received to use tactical nuclear weapons in the enemy's rear. Key locations have been identified.

STANDARD: Tactical nuclear missiles were delivered on target. Movement of equipment and supplies was disrupted or delayed to forward areas. Enemy equipment and supplies were destroyed. A high rate of nuclear casualties was inflicted among enemy troops.

TASK: Disrupt Enemy Movement and Operations Using Persistent and Non-Persistent Chemical Weapons (34-OPFOR-1001)

CONDITION: Conventional artillery weapons or aircraft are available to deliver chemical weapons. Routes and key bases in the rear area have been selected.

STANDARD: Chemical agents were delivered into targeted areas. The movement of enemy supplies and equipment to forward areas was delayed by disrupting command and control systems. Enemy movement was successfully channeled into predesignated ambush areas. Enemy supplies and equipment were contaminated. A high rate of casualties were inflicted on enemy forces.

ELEMENT: ACE HEADQUARTERS

TASK: Supervise Intelligence Operations (BDE) (34-6-2012)
 (FM 34-8) (FM 34-1) (FM 34-80)

ITERATION: 1 2 3 4 5 M (Circle)

COMMANDER/LEADER ASSESSMENT: T P U (Circle)

CONDITIONS: Given the analysis and control team is established at the brigade tactical operations center under supervision of the S2. Communications have been established with higher, adjacent, and subordinate elements. Some iterations of this task should be performed in MOPP4.

TASK STANDARDS: The analysis and control team chief supervised intelligence operations within the analysis and control team in accordance with the S2's guidance, provided intelligence and electronic warfare support to the brigade, and assisted in the implementation of the reconnaissance, intelligence, surveillance and target acquisition plan.

TASK STEPS AND PERFORMANCE MEASURES	GO	NO-GO
<p>* 1. Provide priority intelligence requirements and information requirements to subordinate and attached elements. Check to ensure priority intelligence requirements and information requirements have been received. Note: Supervision of intelligence operations in the analysis and control team is conducted at two levels. First, the S2 has overall supervision of intelligence operations within the brigade and analysis and control team. Second, the analysis and control team chief provides routine supervision of analysis and control team operations, manages assets, and coordinates with the brigade S2.</p> <p>2. Receive tasking from the S2. a. Conduct briefings of assigned elements on the current situation and new taskings. b. Review taskings for clarity and completeness. c. Ensure missions are synchronized with the overall operation.</p> <p>3. Prioritize taskings and provide support to intelligence and electronic warfare operations.</p> <p>4. Provide intelligence connectivity to the echelon analysis and control element and provide the conduit for higher echelon and adjacent military intelligence unit collection to the brigade.</p> <p>* 5. The brigade S2 supervises the intelligence preparation of the battlefield process.</p> <p>6. Orchestrate the development of all military intelligence collection related intelligence products.</p> <p>7. Submit intelligence products ready for dissemination to the S2 for review and approval.</p>		

TASK PERFORMANCE / EVALUATION SUMMARY BLOCK							
ITERATION	1	2	3	4	5	M	TOTAL
TOTAL TASK STEPS EVALUATED							
TOTAL TASK STEPS "GO"							
TRAINING STATUS "GO"/"NO-GO"							

"*" indicates a leader task step.

SUPPORTING INDIVIDUAL TASKS

Task Number	Task Title	References
01-9001.19-0002	Take Charge of a Company, Staff Section, or Equivalent Sized Organization	STP 21-II-MQS
01-9007.01-0130	Write to Persuade a Decision Maker to Choose a Course of Action	STP 21-I-MQS STP 21-II-MQS
01-9007.01-0250	Brief to Inform, Persuade, or Direct	STP 21-I-MQS STP 21-II-MQS
01-9017.02-0002	Conduct a Battle Analysis	STP 21-I-MQS STP 21-II-MQS
03-9001.10-0004	Apply the Ethical Decision-Making Process as a Commander or Staff Officer	STP 21-II-MQS
03-9001.12-0003	Communicate Effectively as a Commander or Staff Officer	STP 21-I-MQS STP 21-II-MQS
03-9001.13-0001	Solve Problems Using the Military Problem Solving Process	STP 21-I-MQS STP 21-II-MQS
03-9001.14-0002	Motivate Subordinates to Accomplish Unit Missions	STP 21-I-MQS STP 21-II-MQS
		STP 21-I-MQS

SUPPORTING COLLECTIVE TASKS: NONE

OPFOR TASKS AND STANDARDS

TASK: Conduct Aerial Reconnaissance (34-OPFOR-1007)

CONDITION: OPFOR HQ requires intelligence on the location and identification of enemy elements. Aircraft is dispatched to take photographs and conduct a visual inspection of enemy area.

STANDARD: Located and photographed enemy positions in assigned sectors, to include: support and storage bases and command and control facilities. Visual checks were conducted when possible. The enemy was not engaged. Priority Intelligence Requests and other Information Requirements were reported to OPFOR HQ.

TASK: Disrupt Enemy Movement and Operations Using Tactical Nuclear Weapons (34-OPFOR-1002)

CONDITION: Orders have been received to use tactical nuclear weapons in the enemy's rear. Key locations have been identified.

STANDARD: Tactical nuclear missiles were delivered on target. Movement of equipment and supplies was disrupted or delayed to forward areas. Enemy equipment and supplies were destroyed. A high rate of nuclear casualties was inflicted among enemy troops.

TASK: Disrupt Enemy Movement and Operations Using Persistent and Non-Persistent Chemical Weapons (34-OPFOR-1001)

CONDITION: Conventional artillery weapons or aircraft are available to deliver chemical weapons. Routes and key bases in the rear area have been selected.

STANDARD: Chemical agents were delivered into targeted areas. The movement of enemy supplies and equipment to forward areas was delayed by disrupting command and control systems. Enemy movement was successfully channeled into predesignated ambush areas. Enemy supplies and equipment were contaminated. A high rate of casualties were inflicted on enemy forces.

ELEMENT: ACE HEADQUARTERS

TASK: Process Specific Information Requirements (SIR) Data (BDE) (34-6-2013)
 (FM 34-1) (FM 101-5-1) (FM 34-130)
 (FM 34-2) (FM 34-3) (FM 34-8)
 (FM 34-80)

ITERATION: 1 2 3 4 5 M (Circle)

COMMANDER/LEADER ASSESSMENT: T P U (Circle)

CONDITIONS: The brigade S2 section and analysis and control team are located at the brigade tactical operations center. Both elements are operational and intelligence information is being received. Some iterations of this task should be performed in MOPP4.

TASK STANDARDS: Processed intelligence and combat information critical in determining enemy dispositions and intentions was developed by the brigade S2 and analysis and control team in a timely and accurate manner enabling the commander to identify and take appropriate action at a decisive point in the battle.

TASK STEPS AND PERFORMANCE MEASURES	GO	NO-GO
<p>* 1. The brigade S2 and analysis and control team chief determine Specific Information Requirement (SIR). Focus on responding to Priority Intelligence Requirements/Information Requirements (PIR/IR).</p> <ul style="list-style-type: none"> a. Identify enemy and characteristics that fulfill IR. b. Write SIR in "question" format. c. Integrate SIR into the reconnaissance, intelligence, surveillance, and target acquisition plan. d. Identify information and intelligence gaps. e. Develop SIRs such as: <ul style="list-style-type: none"> (1) When will enemy reconnaissance teams move east of PL Ford in TF 1-1 IN sector? (2) Where is more than one platoon of enemy mine clearing units (two or more sapper squads or two or more BAT-Ms) in brigade sector? (3) What is the location, number, and type of enemy artillery batteries that can range the Line of Departure? f. Forward SIR, PIR, and IR to the division G2. g. Roll lower-level PIR/IR into the brigade SIR and reconnaissance, intelligence, surveillance, and target acquisition plan as necessary. <p>2. The analysis and control team processes incoming intelligence data.</p> <ul style="list-style-type: none"> a. Determines the reliability of the source or agency. b. Determines the credibility of incoming information. c. Compares incoming data with the intelligence estimate. d. Compares incoming data with intelligence products developed during the intelligence preparation of the battlefield process against: <ul style="list-style-type: none"> (1) List of intelligence indicators; (2) Intelligence workbook; (3) PIR, IR and SIR; (4) Situation Map. <p>Note: The brigade S2 determines the validity of incoming data based on preceding standards.</p> <ul style="list-style-type: none"> e. Analyzes information and intelligence regarding: <ul style="list-style-type: none"> (1) Enemy strengths and vulnerabilities; (2) Weather; 		

TASK STEPS AND PERFORMANCE MEASURES	GO	NO-GO
(3) Terrain; (4) Training; (5) Tactics; (6) Doctrine; (7) Disposition; (8) Personalities; (9) Indicators. f. The brigade S2 and analysis and control team provide the brigade chemical officer an estimate of the enemy's ability and likeliness to initiate nuclear, biological, and chemical operations. g. The analysis and control team provides input to the S2 section to assist in the development of: (1) Command information analysis for information operations; (2) Operations security analysis; (3) Electronic warfare analysis; (4) Tactical deception plan. h. Estimates, with the chemical officer, the effects of enemy smoke munitions and nuclear, biological, and chemical weapons on friendly operations.		

TASK PERFORMANCE / EVALUATION SUMMARY BLOCK							
ITERATION	1	2	3	4	5	M	TOTAL
TOTAL TASK STEPS EVALUATED							
TOTAL TASK STEPS "GO"							
TRAINING STATUS "GO"/"NO-GO"							

"*" indicates a leader task step.

SUPPORTING INDIVIDUAL TASKS

Task Number	Task Title	References
01-9001.19-0002	Take Charge of a Company, Staff Section, or Equivalent Sized Organization	STP 21-II-MQS
01-9007.01-0130	Write to Persuade a Decision Maker to Choose a Course of Action	STP 21-I-MQS STP 21-II-MQS
01-9007.01-0250	Brief to Inform, Persuade, or Direct	STP 21-I-MQS STP 21-II-MQS
01-9017.02-0002	Conduct a Battle Analysis	STP 21-I-MQS STP 21-II-MQS
03-9001.10-0004	Apply the Ethical Decision-Making Process as a Commander or Staff Officer	STP 21-I-MQS STP 21-II-MQS
03-9001.12-0003	Communicate Effectively as a Commander or Staff Officer	STP 21-I-MQS STP 21-II-MQS
03-9001.13-0001	Solve Problems Using the Military Problem Solving Process	STP 21-I-MQS STP 21-II-MQS
		STP 21-I-MQS

SUPPORTING COLLECTIVE TASKS: NONE

OPFOR TASKS AND STANDARDS

TASK: Disrupt Enemy Movement and Operations Using Tactical Nuclear Weapons (34-OPFOR-1002)

CONDITION: Orders have been received to use tactical nuclear weapons in the enemy's rear. Key locations have been identified.

STANDARD: Tactical nuclear missiles were delivered on target. Movement of equipment and supplies was disrupted or delayed to forward areas. Enemy equipment and supplies were destroyed. A high rate of nuclear casualties was inflicted among enemy troops.

TASK: Disrupt Enemy Movement and Operations Using Persistent and Non-Persistent Chemical Weapons (34-OPFOR-1001)

CONDITION: Conventional artillery weapons or aircraft are available to deliver chemical weapons. Routes and key bases in the rear area have been selected.

STANDARD: Chemical agents were delivered into targeted areas. The movement of enemy supplies and equipment to forward areas was delayed by disrupting command and control systems. Enemy movement was successfully channeled into predesignated ambush areas. Enemy supplies and equipment were contaminated. A high rate of casualties were inflicted on enemy forces.

ELEMENT: ACE HEADQUARTERS

TASK: Provide Intelligence Support to Targeting (BDE) (34-6-2015)

(FM 6-20-10)
(FM 34-3)

(FM 34-1)
(FM 34-8)

(FM 34-10)
(FM 34-80)

ITERATION: 1 2 3 4 5 M (Circle)

COMMANDER/LEADER ASSESSMENT: T P U (Circle)

CONDITIONS: Given the brigade operations order, initiation of the staff planning process, and completion of the initial intelligence preparation of the battlefield products. Coordination for nonlethal fires has been effected with the direct support military intelligence company and the division analysis and control element. Some iterations of this task should be performed in MOPP4.

TASK STANDARDS: Provided support by ensuring the information included in the brigade's targeting plan was in accordance with the four-step targeting process (Decide, Detect, Deliver, and Assess).

TASK STEPS AND PERFORMANCE MEASURES	GO	NO-GO
<ol style="list-style-type: none"> 1. Provide intelligence support to the "Decide" function of targeting. <ol style="list-style-type: none"> a. Using the target value analysis methodology, provide the Fire Support Officer (FSO) the high value target list, including anticipated and target supporting infrastructure, for each course of action. b. Assist, during war-gaming, in developing the high payoff target list for each enemy course of action. c. Assist in developing target selection standards and the target management matrix. <ol style="list-style-type: none"> (1) Determine the S3 and FSO's requirements for timeliness and accuracy in the Reconnaissance, Intelligence, Surveillance, and Target Acquisition (RISTA) effort. (2) Coordinate with the S3 and FSO during the war-gaming process to determine which targets should be the object of coordinated attacks. (3) Ensure the FSO understands the targetable accuracy and reporting timeliness capabilities of MI collection assets available in development of target selection standards. d. Ensure the decision support template includes developed time phase lines. e. Use the situation, event, and decision support template to assist the S3 and FSO in determining whether the target can be attacked given available assets and time constraints. f. Coordinate with the brigade S2 to conduct C2 warfare, specifically electronic attack, effectively. g. Assist in developing the attack guidance matrix from the decision support template and time phase line. 2. Provide intelligence support to the "Detect" function of targeting. <ol style="list-style-type: none"> a. Provide the FSO all targetable data received from the intelligence collection effort. b. Continuously refine the RISTA Plan to meet target selection standards, priority intelligence requirements, high payoff target list, and target nomination criteria. c. Inform the FSO and task force staff of any tactical changes that warrant a change in the high payoff target list. d. Notify the FSO of any changes to the common relevant picture or situation map that effect the targeting plan and all targets being actively tracked. 		

TASK STEPS AND PERFORMANCE MEASURES	GO	NO-GO
e. Assist in dynamically updating the decision support template as the tactical situation changes to support the attack guidance matrix. f. As required by the tactical situation, adjust the RISTA Plan to support the targeting effort. 3. Provide intelligence support to the "Deliver" function of targeting. Nominate targets based on the attack guidance matrix. a. Provide the targeting team with final location and targeting data on targets acquired through the RISTA effort or detected by higher collection assets. b. Coordinate to ensure electronic attack and other weapons do not interfere with the use of directed energy weapons. 4. Provide intelligence support to the "Assess" function of targeting. a. Coordinate with the FSO, during the "Decide" phase of targeting, to determine which targets require Battle Damage Assessment (BDA). b. Task appropriate task force assets to collect BDA data as a part of the RISTA Plan. c. Submit requests for BDA results for specific targets to higher headquarters. d. Analyze and horizontally disseminate BDA results as per the task force standing operating procedures. e. Recommend to the brigade staff any changes to the battle plan based on BDA results. f. Assess the effectiveness of electronic attack and directed energy weapons. * 5. Coordinate with the task force staff if supporting extended operations.		

TASK PERFORMANCE / EVALUATION SUMMARY BLOCK							
ITERATION	1	2	3	4	5	M	TOTAL
TOTAL TASK STEPS EVALUATED							
TOTAL TASK STEPS "GO"							
TRAINING STATUS "GO"/"NO-GO"							

"*" indicates a leader task step.

SUPPORTING INDIVIDUAL TASKS

Task Number	Task Title	References
01-9001.19-0002	Take Charge of a Company, Staff Section, or Equivalent Sized Organization	STP 21-II-MQS
01-9007.01-0130	Write to Persuade a Decision Maker to Choose a Course of Action	STP 21-I-MQS STP 21-II-MQS
01-9007.01-0250	Brief to Inform, Persuade, or Direct	STP 21-I-MQS STP 21-II-MQS
01-9017.02-0002	Conduct a Battle Analysis	STP 21-I-MQS STP 21-II-MQS
03-9001.10-0004	Apply the Ethical Decision-Making Process as a Commander or Staff Officer	STP 21-I-MQS STP 21-II-MQS
03-9001.12-0003	Communicate Effectively as a Commander or Staff Officer	STP 21-I-MQS STP 21-II-MQS

SUPPORTING INDIVIDUAL TASKS

Task Number	Task Title	References
03-9001.13-0001	Solve Problems Using the Military Problem Solving Process	STP 21-I-MQS STP 21-II-MQS
071-329-1019(SL2) 071-332-5021(SL3)	Use a Map Overlay Prepare a Situation Map	STP 21-I-MQS STP 21-24-SMCT STP 21-24-SMCT

SUPPORTING COLLECTIVE TASKS: NONE**OPFOR TASKS AND STANDARDS**

TASK: Disrupt Enemy Movement and Operations Using Tactical Nuclear Weapons (34-OPFOR-1002)

CONDITION: Orders have been received to use tactical nuclear weapons in the enemy's rear. Key locations have been identified.

STANDARD: Tactical nuclear missiles were delivered on target. Movement of equipment and supplies was disrupted or delayed to forward areas. Enemy equipment and supplies were destroyed. A high rate of nuclear casualties was inflicted among enemy troops.

TASK: Conduct Electronic Warfare (34-OPFOR-1012)

CONDITION: OPFOR employs collection and direction finding assets (ground and air), to monitor and locate enemy forces.

STANDARD: The positions of enemy command, intelligence, and logistics units were located. The locations of the positions were forwarded to OPFOR headquarters. Jamming signals were used against enemy radio receivers. Enemy radio nets were monitored and all information of intelligence value was reported to OPFOR HQ.

ELEMENT: ACE HEADQUARTERS

TASK: Displace the Analysis and Control Team (ACT) (34-6-2018)
 (FM 34-80) (FM 34-1) (FM 34-8)

ITERATION: 1 2 3 4 5 M (Circle)

COMMANDER/LEADER ASSESSMENT: T P U (Circle)

CONDITIONS: Given the brigade's operation or fragmentation order, the analysis and control team is deployed tactically in support of a brigade combat team, and load plans are on hand. There has been a change of mission resulting in a requirement to displace. Displacement must be in conjunction with the remainder of the brigade command post. Some iterations of this task should be performed in MOPP4.

TASK STANDARDS: Planned the setup and the move of the analysis and control team, reconnoitered the new site, prepared for movement, and conducted the move with the brigade command post at the appointed start point time in accordance with the tactical standing operating procedures.

TASK STEPS AND PERFORMANCE MEASURES	GO	NO-GO
<ul style="list-style-type: none"> * 1. Plan the Analysis and Control Team (ACT) setup at the projected site location. <ul style="list-style-type: none"> a. Identify the projected ACT site on the map, considering mission, equipment, terrain, troops - time and civilian considerations and ACT-unique communications and connectivity requirements. b. Coordinate site location and availability with brigade S2, and headquarters company commander. c. Coordinate logistical support for the ACT with the brigade XO. d. Plan for operational continuity and recovery procedures in the event of the loss of contact with current operations while the ACT moves. <ul style="list-style-type: none"> (1) Coordinate for replacements and augmentees with the brigade and military intelligence battalion S1. (2) Coordinate for needed classes of supplies. * 2. Plan the move. Consider the following in any plan. <ul style="list-style-type: none"> a. Deferred maintenance and preventive maintenance checks and services. b. Deploying the primary load list. c. Briefing personnel on mission and details. d. Load plans. 3. The quartering party reconnoiters the new site in accordance with the S2, brigade quartering party plan, or standing operating procedures. 4. Prepare for deployment. <ul style="list-style-type: none"> a. Identify mission, threat, and area-specific requirements. b. Determine the readiness level/deployment status of available equipment and personnel. c. Upload in accordance with land, sea, rail, air, or convoy upload plans. 5. Conduct railhead, seaport, airhead, or convoy operations, as required. 		

TASK PERFORMANCE / EVALUATION SUMMARY BLOCK							
ITERATION	1	2	3	4	5	M	TOTAL
TOTAL TASK STEPS EVALUATED							
TOTAL TASK STEPS "GO"							
TRAINING STATUS "GO"/"NO-GO"							

"*" indicates a leader task step.

SUPPORTING INDIVIDUAL TASKS

Task Number	Task Title	References
03-9003.03-0001	Supervise the Management of Accident Risk in Unit Operations	STP 21-II-MQS
04-3303.02-0037	Navigate While Mounted	STP 21-I-MQS STP 21-II-MQS STP 21-I-MQS
071-326-3002(SL1)	React to Indirect Fire While Mounted	STP 21-1-SMCT
071-326-3013(SL3)	CONDUCT A TACTICAL ROAD MARCH	STP 21-24-SMCT
071-326-5805(SL3)	Conduct a Route Reconnaissance Mission	STP 21-24-SMCT
071-329-1019(SL2)	Use a Map Overlay	STP 21-24-SMCT
071-329-1030(SL1)	Navigate from One Point on the Ground to Another Point While Mounted	STP 21-1-SMCT
071-410-0002(SL1)	React to Direct Fire While Mounted	STP 21-1-SMCT
071-410-0012(SL3)	Conduct Occupation of an Assembly Area	STP 21-24-SMCT
071-710-0006(SL1)	Plan Use of Night Vision Devices	STP 21-1-SMCT
091-CLT-4029(SL2)	Supervise Preventive Maintenance Checks and Services (PMCS)	STP 21-24-SMCT
113-637-2001(SL1)	Communicate via a Tactical Radio	STP 21-1-SMCT
551-88M-0001(SL3)	Lead a Convoy Serial/March Unit	STP 21-24-SMCT
551-88M-0005(SL1)	Operate a Vehicle in a Convoy	STP 21-1-SMCT
850-001-2000(SL2)	Employ Accident Prevention Measures and Risk Mgt Process	STP 21-24-SMCT
850-001-3001(SL3)	Control Mission Safety Hazard	STP 21-24-SMCT

SUPPORTING COLLECTIVE TASKS: NONE

OPFOR TASKS AND STANDARDS

TASK: Maintain Contact (34-OPFOR-1011)

CONDITION: OPFOR element is tactically engaged with enemy base defense forces. Enemy forces are withdrawing under pressure.

STANDARD: The enemy forces were engaged decisively. As the enemy withdrew, the unit or force advanced maintaining contact.

TASK: Conduct Air Attacks (34-OPFOR-1006)

CONDITION: OPFOR elements in the rear area have forwarded the coordinates of enemy facilities/elements. OPFOR aircraft have been dispatched to attack enemy installations or convoys.

STANDARD: Support sites, command and control facilities, and/or convoys were located. Attack runs on designated targets were conducted. Enemy equipment, supplies, and vehicles were destroyed and enemy personnel were killed.

TASK: Conduct Aerial Reconnaissance (34-OPFOR-1007)

CONDITION: OPFOR HQ requires intelligence on the location and identification of enemy elements. Aircraft is dispatched to take photographs and conduct a visual inspection of enemy area.

STANDARD: Located and photographed enemy positions in assigned sectors, to include: support and storage bases and command and control facilities. Visual checks were conducted when possible. The enemy was not engaged. Priority Intelligence Requests and other Information Requirements were reported to OPFOR HQ.

TASK: Disrupt Enemy Movement and Operations Using Tactical Nuclear Weapons (34-OPFOR-1002)

CONDITION: Orders have been received to use tactical nuclear weapons in the enemy's rear. Key locations have been identified.

STANDARD: Tactical nuclear missiles were delivered on target. Movement of equipment and supplies was disrupted or delayed to forward areas. Enemy equipment and supplies were destroyed. A high rate of nuclear casualties was inflicted among enemy troops.

TASK: Conduct Hasty Ambush (34-OPFOR-1003)

CONDITION: OPFOR element is moving in a concealed area when an enemy element is reported moving along an adjacent route.

STANDARD: The ambush site was prepared before the arrival of enemy element. The enemy force was surprised and casualties were inflicted within the designated kill zone. Delayed enemy march element from reaching its specified destination. Withdrew, on order, within two minutes of ambush initiation. Reported results of mission to headquarters.

TASK: Conduct Raid (34-OPFOR-1009)

CONDITION: OPFOR element has occupied an objective rally point and has orders to conduct a raid on a rear area base.

STANDARD: Enemy forces were surprised. Assaulted enemy support base and accomplished assigned tasks. Specified equipment and supplies were destroyed. Decisive engagement was avoided. All personnel were withdrawn from the area within the prescribed time. The collected intelligence data satisfied the Priority Intelligence Requirements.

TASK: Disrupt Enemy Movement and Operations Using Persistent and Non-Persistent Chemical Weapons (34-OPFOR-1001)

CONDITION: Conventional artillery weapons or aircraft are available to deliver chemical weapons. Routes and key bases in the rear area have been selected.

STANDARD: Chemical agents were delivered into targeted areas. The movement of enemy supplies and equipment to forward areas was delayed by disrupting command and control systems. Enemy movement was successfully channeled into pre-designated ambush areas. Enemy supplies and equipment were contaminated. A high rate of casualties were inflicted on enemy forces.

ELEMENT: ACE HEADQUARTERS

TASK: Emplace the Analysis and Control Team (ACT) (34-6-2019)
 (FM 34-80) (FM 34-1) (FM 34-8)

ITERATION: 1 2 3 4 5 M (Circle)

COMMANDER/LEADER ASSESSMENT: T P U (Circle)

CONDITIONS: Given an operational communications control set and an all source analysis system-remote workstation, the analysis and control team is tactically deployed in a theater of operations in support of a brigade combat team. The analysis and control team has been prepared for displacement and a new site has been selected and approved. Some iterations of this task should be performed in MOPP4.

TASK STANDARDS: The analysis and control team was operational in four hours and communications were established with the general support company operations center and/or division/brigade analysis and control element (As applicable).

TASK STEPS AND PERFORMANCE MEASURES	GO	NO-GO
<ol style="list-style-type: none"> 1. Emplace the analysis and control team at the approved site by setting up all shelters, processors, and support equipment, and ensuring they are operational. 2. Establish internal analysis and control team communications. <ol style="list-style-type: none"> a. "Talk" Mode all source analysis system-remote workstation to all source analysis system-remote workstation. b. Use the communications control set to establish the interface between dissimilar systems, i.e., all source analysis system-remote workstation, all source terminal, single source terminal, mobile subscriber equipment/tactical packet network. * 3. Coordinate with the brigade signal officer to establish external communications on the mobile subscriber equipment link. <ol style="list-style-type: none"> a. Establish the telephone switchboard (SB-3614A) (optional). b. Establish intra-enclave communications via analyst mail over the local area network. c. Establish extra-enclave communications via all source terminal/single source terminal communications control set using the generic gateway protocol (if appropriate). d. Establish very high frequency communications via the: <ol style="list-style-type: none"> (1) Single channel ground and airborne radio system; (2) Digital communications terminal (AN/PSC-2). e. Establish ultra high frequency communications with forward sensors to include the: <ol style="list-style-type: none"> (1) ARC-164 Radio; (2) Tactical intelligence generation and evaluation relay; (3) Mobile integrated tactical terminal; (4) GOLDWING or Improved high frequency radio (if available); (5) Synthesized ultra high frequency computer controlled equipment sub system radio (a tactical exploitation of national capabilities radio which may not be available). 4. Analysis and control team establishes satellite communications links with authorized organizations and agencies. Systems supporting this effort include the: 		

TASK STEPS AND PERFORMANCE MEASURES	GO	NO-GO
a. TROJAN SPIRIT (joint worldwide information communications system or the war fighter's associate workstation); b. Mobile integrated tactical terminal (if deployed); c. Single channel tactical satellite radio. NOTE: Some units may deploy these assets, normally deployed with the analysis and control element, with the direct support military intelligence company in support of brigade operations. 5. Analysis and control team establishes the joint tactical terminal using the QUICKFIX and/or guardrail common sensor for interconnectivity with the corps' intermediate processing facility (other systems may be substituted as required). 6. Establish the common ground station, ground station module for interface with the joint surveillance target attack radar system and unmanned aerial vehicles (other systems may be substituted as required).		

TASK PERFORMANCE / EVALUATION SUMMARY BLOCK							
ITERATION	1	2	3	4	5	M	TOTAL
TOTAL TASK STEPS EVALUATED							
TOTAL TASK STEPS "GO"							
TRAINING STATUS "GO"/"NO-GO"							

"**" indicates a leader task step.

SUPPORTING INDIVIDUAL TASKS

Task Number	Task Title	References
052-191-1362(SL1)	CAMOUFLAGE EQUIPMENT	STP 21-1-SMCT
113-573-8006	USE AN AUTOMATED SIGNAL OPERATION INSTRUCTION (SOI)	STP 21-24-SMCT
113-637-2001(SL1)	Communicate via a Tactical Radio	STP 21-1-SMCT
850-001-2000(SL2)	Employ Accident Prevention Measures and Risk Mgt Process	STP 21-24-SMCT
850-001-3001(SL3)	Control Mission Safety Hazard	STP 21-24-SMCT

SUPPORTING COLLECTIVE TASKS: NONE

OPFOR TASKS AND STANDARDS

TASK: Disrupt Enemy Movement and Operations Using Persistent and Non-Persistent Chemical Weapons (34-OPFOR-1001)

CONDITION: Conventional artillery weapons or aircraft are available to deliver chemical weapons. Routes and key bases in the rear area have been selected.

STANDARD: Chemical agents were delivered into targeted areas. The movement of enemy supplies and equipment to forward areas was delayed by disrupting command and control systems. Enemy movement was successfully channeled into predesignated ambush areas. Enemy supplies and equipment were contaminated. A high rate of casualties were inflicted on enemy forces.

TASK: Conduct Air Attacks (34-OPFOR-1006)

CONDITION: OPFOR elements in the rear area have forwarded the coordinates of enemy facilities/elements. OPFOR aircraft have been dispatched to attack enemy installations or convoys.

STANDARD: Support sites, command and control facilities, and/or convoys were located. Attack runs on designated targets were conducted. Enemy equipment, supplies, and vehicles were destroyed and enemy personnel were killed.

TASK: Conduct Aerial Reconnaissance (34-OPFOR-1007)

CONDITION: OPFOR HQ requires intelligence on the location and identification of enemy elements. Aircraft is dispatched to take photographs and conduct a visual inspection of enemy area.

STANDARD: Located and photographed enemy positions in assigned sectors, to include: support and storage bases and command and control facilities. Visual checks were conducted when possible. The enemy was not engaged. Priority Intelligence Requests and other Information Requirements were reported to OPFOR HQ.

TASK: Disrupt Enemy Movement and Operations Using Tactical Nuclear Weapons (34-OPFOR-1002)

CONDITION: Orders have been received to use tactical nuclear weapons in the enemy's rear. Key locations have been identified.

STANDARD: Tactical nuclear missiles were delivered on target. Movement of equipment and supplies was disrupted or delayed to forward areas. Enemy equipment and supplies were destroyed. A high rate of nuclear casualties was inflicted among enemy troops.

TASK: Conduct Hasty Ambush (34-OPFOR-1003)

CONDITION: OPFOR element is moving in a concealed area when an enemy element is reported moving along an adjacent route.

STANDARD: The ambush site was prepared before the arrival of enemy element. The enemy force was surprised and casualties were inflicted within the designated kill zone. Delayed enemy march element from reaching its specified destination. Withdrew, on order, within two minutes of ambush initiation. Reported results of mission to headquarters.

TASK: Conduct Raid (34-OPFOR-1009)

CONDITION: OPFOR element has occupied an objective rally point and has orders to conduct a raid on a rear area base.

STANDARD: Enemy forces were surprised. Assaulted enemy support base and accomplished assigned tasks. Specified equipment and supplies were destroyed. Decisive engagement was avoided. All personnel were withdrawn from the area within the prescribed time. The collected intelligence data satisfied the Priority Intelligence Requirements.

ELEMENT: ACE HEADQUARTERS

TASK: Produce a Reconnaissance, Intelligence, Surveillance and Target Acquisition (RISTA) Plan (BDE) (34-6-2020)

(FM 34-80)
(FM 34-2)

(FM 34-1)
(FM 34-2-1)

(FM 34-130)
(FM 34-8)

ITERATION: 1 2 3 4 5 M (Circle)

COMMANDER/LEADER ASSESSMENT: T P U (Circle)

CONDITIONS: Given the division operations order of an upcoming operation, the brigade S2 and analysis and control team have begun the planning process. The all source analysis system-remote workstation may or may not be available. Some iterations of this task should be performed in MOPP4.

TASK STANDARDS: The brigade S2/ analysis and control team developed, in conjunction with the brigade's battle staff, the initial reconnaissance, intelligence, surveillance, and target acquisition plan using organic and attached elements to accomplish the commander's reconnaissance objectives and answer his priority intelligence requirements.

TASK STEPS AND PERFORMANCE MEASURES	GO	NO-GO
<p>* 1. Issue specific guidance on Reconnaissance, Intelligence, Surveillance, and Target Acquisition (RISTA) objectives and priority intelligence requirements.</p> <p>2. Establish limits (areas) of responsibility for subordinate units during the intelligence preparation of the battlefield process and issue the limits to the units as soon as possible.</p> <p>3. During war gaming, the brigade S2/analysis and control team contacts the division G2 on the operations and intelligence net to confirm order of battle information.</p> <p>Note: This function is performed automatically in the digitized brigade units through the all source analysis system-remote workstation and maneuver control system.</p> <p>4. Begin developing the initial RISTA plan to support friendly courses of action and the decision support template.</p> <p>Note: RISTA planning is a brigade battle staff function. The S2, S3, S4, fire support officer, and brigade reconnaissance troop all have critical input into the RISTA plan. The brigade S3 is ultimately responsible for the production and issuance of the RISTA plan in support of brigade operations.</p> <p>a. Use the commander's RISTA objectives and priority intelligence requirements in conjunction with the situation and event templates and associate them with the expected enemy course of action. Ensure the Counter-RISTA plan is included in the overall RISTA plan.</p> <p>b. The brigade S2 will coordinate with other staff sections to identify and list all available collection assets.</p> <p>Note: This function is performed automatically in the digitized brigade units through the all source analysis system-remote workstation and maneuver control system.</p> <p>c. The brigade S2 prepares the intelligence synchronization matrix to answer priority intelligence requirements and targeting requirements that meet the commander's reconnaissance objectives.</p> <p>Note: This function is performed automatically in the digitized brigade units through the all source analysis system-remote workstation and maneuver control system.</p>		

TASK STEPS AND PERFORMANCE MEASURES	GO	NO-GO
<p>d. Ensure there is redundancy in the collection effort so combat information and intelligence will not be missed. Coordinate subordinate battalion RISTA plans to meet brigade RISTA requirements and capabilities.</p> <p>e. Ensure there is a mix of assets used to support the collection effort.</p> <p>f. Ensure cueing is used to maximize asset effectiveness.</p> <p>g. Create the RISTA overlay with the RISTA matrix based on addressing who, what, where, when, and how. At a minimum the overlay should include:</p> <ol style="list-style-type: none"> (1) Routes; (2) Zones and areas of reconnaissance; (3) Limits of responsibilities; (4) Passage points; (5) Control points; (6) Listening post/observation post positions; (7) Ground surveillance system positions (primary, alternate, and supplementary) and scout routes and/or positions; (8) Sectors of scan for sensors; (9) Medical Evacuation locations; (10) Named areas of interest; (11) Friendly boundaries. <p>h. Task appropriate assets to cover specific named areas of interest and answer specific priority intelligence requirements.</p> <p>i. Use Annex L of the operations order to brief the commander, staff, section leaders, battalion S2s, and patrol leaders on the RISTA and Counter-RISTA plans. At a minimum this should include:</p> <ol style="list-style-type: none"> (1) Who is tasked; (2) What to look for; (3) Why to look; (4) When to look; (5) How long to look for; (6) What they can expect to find or see; (7) How to get to where they are supposed to be; (8) Passage of lines and recognition signals; (9) Friendly assets in the area of operations and locations; (10) Resupply; (11) Obstacles; (12) Medical evacuation; (13) Nuclear, biological and chemical hazards. <p>j. Distribute the final RISTA and Counter-RISTA plans to higher and subordinate elements.</p> <p>k. Request reconnaissance support from higher elements if needed.</p> <p>l. Evaluate reports, review requirements, and identify intelligence gaps.</p> <p>m. Analyze reports to confirm or deny your templates and models and tell the commander what they mean.</p> <p>n. Update templates as needed.</p> <p>* 5. The S2 recommends changes to the RISTA plan based upon the tactical situation.</p>		

TASK PERFORMANCE / EVALUATION SUMMARY BLOCK							
ITERATION	1	2	3	4	5	M	TOTAL
TOTAL TASK STEPS EVALUATED							
TOTAL TASK STEPS "GO"							
TRAINING STATUS "GO"/"NO-GO"							

"*" indicates a leader task step.

SUPPORTING INDIVIDUAL TASKS

Task Number	Task Title	References
01-9001.19-0002	Take Charge of a Company, Staff Section, or Equivalent Sized Organization	STP 21-II-MQS
01-9007.01-0130	Write to Persuade a Decision Maker to Choose a Course of Action	STP 21-I-MQS STP 21-II-MQS
01-9007.01-0250	Brief to Inform, Persuade, or Direct	STP 21-I-MQS STP 21-II-MQS
01-9017.02-0002	Conduct a Battle Analysis	STP 21-I-MQS STP 21-II-MQS
03-9001.10-0004	Apply the Ethical Decision-Making Process as a Commander or Staff Officer	STP 21-II-MQS
03-9001.12-0003	Communicate Effectively as a Commander or Staff Officer	STP 21-I-MQS STP 21-II-MQS
03-9001.13-0001	Solve Problems Using the Military Problem Solving Process	STP 21-I-MQS STP 21-II-MQS
03-9003.02-0001	Manage Accident Risk in Unit Operations	STP 21-I-MQS STP 21-II-MQS STP 21-I-MQS
071-329-1019(SL2)	Use a Map Overlay	STP 21-24-SMCT
071-332-5000(SL3)	Prepare an Operation Overlay	STP 21-24-SMCT
071-332-5021(SL3)	Prepare a Situation Map	STP 21-24-SMCT
113-637-2001(SL1)	Communicate via a Tactical Radio	STP 21-1-SMCT
850-001-2000(SL2)	Employ Accident Prevention Measures and Risk Mgt Process	STP 21-24-SMCT
850-001-3001(SL3)	Control Mission Safety Hazard	STP 21-24-SMCT

SUPPORTING COLLECTIVE TASKS: NONE

OPFOR TASKS AND STANDARDS

TASK: Conduct Aerial Reconnaissance (34-OPFOR-1007)

CONDITION: OPFOR HQ requires intelligence on the location and identification of enemy elements. Aircraft is dispatched to take photographs and conduct a visual inspection of enemy area.

STANDARD: Located and photographed enemy positions in assigned sectors, to include: support and storage bases and command and control facilities. Visual checks were conducted when possible. The enemy was not engaged. Priority Intelligence Requests and other Information Requirements were reported to OPFOR HQ.

TASK: Disrupt Enemy Movement and Operations Using Tactical Nuclear Weapons (34-OPFOR-1002)

CONDITION: Orders have been received to use tactical nuclear weapons in the enemy's rear. Key locations have been identified.

STANDARD: Tactical nuclear missiles were delivered on target. Movement of equipment and supplies was disrupted or delayed to forward areas. Enemy equipment and supplies were destroyed. A high rate of nuclear casualties was inflicted among enemy troops.

TASK: Conduct Electronic Warfare (34-OPFOR-1012)

CONDITION: OPFOR employs collection and direction finding assets (ground and air), to monitor and locate enemy forces.

STANDARD: The positions of enemy command, intelligence, and logistics units were located. The locations of the positions were forwarded to OPFOR headquarters. Jamming signals were used against enemy radio receivers. Enemy radio nets were monitored and all information of intelligence value was reported to OPFOR HQ.

TASK: Disrupt Enemy Movement and Operations Using Persistent and Non-Persistent Chemical Weapons (34-OPFOR-1001)

CONDITION: Conventional artillery weapons or aircraft are available to deliver chemical weapons. Routes and key bases in the rear area have been selected.

STANDARD: Chemical agents were delivered into targeted areas. The movement of enemy supplies and equipment to forward areas was delayed by disrupting command and control systems. Enemy movement was successfully channeled into predesignated ambush areas. Enemy supplies and equipment were contaminated. A high rate of casualties were inflicted on enemy forces.

- ELEMENTS:** TRANS/ANALYSIS TEAM
 4 VOICE COLL TEAMS
 4 HF/VHF ECM TEAMS
 COMPANY
 CI TEAM
 INTERROGATION TEAM
 GSR SQUAD
 ACE HEADQUARTERS
 COMPANY HEADQUARTERS
 SVC PLT HQ
 COLL & JAM PLT HQ
 OPS SPT PLT HQ

TASK: Move Tactically (07-3-C211.34-0001)
 (FM 7-7) (FM 7-10) (FM 7-20)
 (STP 7-11B24-SM-TG)

ITERATION: 1 2 3 4 5 M (Circle)
COMMANDER/LEADER ASSESSMENT: T P U (Circle)

CONDITIONS: While conducting tactical operations as part of a task force, the platoon receives an OPFORD/FRAGO directing it to conduct tactical movement. The order includes graphic control measures for movement; it may or may not designate the route or axis of advance. Enemy contact may or may not be expected during the movement. Some iterations of this task should be performed in MOPP4.

TASK STANDARDS: The platoon moves on the route or axis of advance using formations and techniques of movement as specified in the OPORD/FRAGO or as directed by their platoon leader. As necessary, the platoon adjusts the route/axis, formation, and/or movement technique in response to the changing probability of enemy contact and/or changes in the tactical situation. Maintains movement security at all times.

TASK STEPS AND PERFORMANCE MEASURES	GO	NO-GO
<p>* 1. Platoon leader conducts troop-leading procedures, with emphasis on the following planning considerations:</p> <ul style="list-style-type: none"> a. Executes the eight troop-leading steps as thoroughly as the tactical situation permits. b. Develops a thorough mission analysis, focusing on the factors of mission, enemy, terrain, troops-time and civilian considerations (METT-TC). Assign all squads an area of responsibility. c. Conducts reconnaissance and develops a movement plan as time permits. Direct squad leaders to assign individual areas of responsibility. d. Plan the use of dismounts when any of the following condition apply: <ul style="list-style-type: none"> (1) Detailed reconnaissance is required. (2) Stealth is required (3) Enemy contact is expected or visual contact has been made. (4) Vehicle movement is restricted by terrain. (5) Time is not limited (6) Security is the primary concern. e. Initiates movement to designated route or sector as required to support the plan. <p>* 2. Determine appropriate movement route, technique, and formation based on mission analysis and reconnaissance.</p>		

TASK STEPS AND PERFORMANCE MEASURES	GO	NO-GO
<p>a. Select movement route that provides adequate cover and concealment (unless specified in the OPORD/FRAGO).</p> <p>b. Selects technique of movement based on METT-TC (unless specified in the OPORD/FRAGO).</p> <ol style="list-style-type: none"> (1) Selects traveling technique when speed is necessary and enemy contact is not likely. OR (2) Selects traveling over watch technique when speed is necessary, but enemy contact is possible. OR (3) Selects bounding over watch technique when enemy contact is expected or when crossing a danger area. <ol style="list-style-type: none"> (a) Selects alternate bounding method when a secure, but more rapid, advance is required. (b) Selects successive bounding methods when maximum security and ease of control are required. <p>c. Selects movement formation based on METT-TC (unless specified in the OPORD/FRAGO or unit SOP).</p> <ol style="list-style-type: none"> (1) Selects column formation when speed is critical, when the platoon is moving through restrictive terrain on a specific route, and/or when enemy contact is not likely. OR (2) Selects staggered column formation when speed is critical, when there is limited area for lateral dispersion, and/or when enemy contact is not likely. OR (3) Selects vee formation when terrain restricts movement or when over watch within the platoon is required. OR (4) Selects line formation when the commander specifies maximum reconnaissance forward and/or multiple separate reconnaissance sources. <p>3. Employ the selected technique of movement and formation.</p> <ol style="list-style-type: none"> a. Uses the correct visual signal and/or voice command. OR b. Uses graphic control measures or other cues to initiate the technique of movement. <p>* 4. Designate the movement technique to be used based on METT-TC considerations.</p> <ol style="list-style-type: none"> a. As ordered, employs traveling techniques of movements. <ol style="list-style-type: none"> (1) Assumes correct order of march as directed. (2) Moves continuously as one unit, with one element trailing the other. (3) Maintains interval and dispersion between vehicles as terrain and weather permit. (4) Uses terrain-driving techniques by individual vehicles to reduce exposure. (5) Maintains visual contact between lead and trail elements. (6) As much as possible, maintains team integrity and organizes the formation for the ease of deployment for the upcoming mission. (7) Maintains areas of responsibility for observation and fire to ensure 360-degree security. b. As ordered, employs traveling over watch technique of movement. <ol style="list-style-type: none"> (1) Choose the appropriate formation <ol style="list-style-type: none"> (a) Team vee (b) Team wedge (2) Assumes positions as lead and tail elements as designated. (3) Lead elements moves continuously while the trail element halts periodically at vantage points from which it can provide over watch/support by fire for the lead elements 		

TASK STEPS AND PERFORMANCE MEASURES	GO	NO-GO
<ul style="list-style-type: none"> (4) Uses terrain driving (when mounted) techniques by individual vehicles to reduce exposure. (5) Maintain command and control of platoon/team, using hand-and-arm signals of FM communications as the terrain allows (6) Maintains 360-degree security. (7) Scouts as necessary to maintain security. c. As ordered, employs bounding over watch technique of movement.. <ul style="list-style-type: none"> (1) Assumes appropriate formation (team vee or team wedge) as designated. (2) Assumes positions as lead (bounding) and trail (over watch) elements as designated. (3) Executes the following actions when using alternate bounds: <ul style="list-style-type: none"> (a) The designated over watch element (called A team in this example; it can also be a single vehicle) occupies firing positions that afford optimum fields of observation and fire and provides support/support by fire or the bounding element (team B in this example). (b) Once team A reports "SET", team B begins its bound past team A, taking care not to obstruct the support element's fields of observation and fire (IAW METT-TC) (c) Team B occupies support/SBF position within observation range of team A and no more than half the distance of the maximum effective range of team A's main weapon system. (d) Once team B reports "SET", team A begins its bound in the direction of team B's position. (e) Team A occupies the position an over watch/SBF position abreast of team B, taking care not obstruct fields of observation and fire (IAW METT-TC). (f) The two elements/vehicles repeat this sequence of bounding until the platoon/team halt or the technique of movement is changed. (g) Platoon/team dismounts scouts as necessary to provide security. 5. Platoon/team moves using appropriate formation as directed by the platoon/team leader. <ul style="list-style-type: none"> a. Executes column formation. <ul style="list-style-type: none"> (1) Briefs team leaders on the route of march(and specifies use of waypoints.. (2) Position himself where the platoon can most effectively execute the formation and where he can best command and control the platoon.. (3) direct teams to move to designated position with in the formation. (4) Ensures proper intervals and speed is maintained. (5) Provides 360-degree security. b. Executes staggered column formation <ul style="list-style-type: none"> (1) Brief team leaders on the route of march, specifies use of waypoints. (2) Positions himself where the platoon can most effectively execute the formation and where he can best command and control the platoon (3) Directs teams to move into designated positions within the formation, with individuals staggered on alternate sides of the prescribe route and the trail sections positioned to provide over watch for the lead section, as necessary.. (4) Ensure soldiers maintain proper lateral dispersion, interval and speed. (5) Provide 360-degree security. c. Execute a vee formation <ul style="list-style-type: none"> (1) Platoon leader deploys team C, Platoon Sergeant deploys team B. 		

TASK STEPS AND PERFORMANCE MEASURES	GO	NO-GO
<ul style="list-style-type: none"> (2) A and B teams reconnoiter forward while team C provides over watch/support by fire. (3) Ensure soldiers maintain positions so that the trail team can monitoring the lead teams' movement. (4) Ensures soldiers maintain proper later dispersion, interval and speed. (5) Provide security to the front and flanks. d. Execute a line formation <ul style="list-style-type: none"> (1) Platoon deploys in linear configuration, allowing maximum reconnaissance forward. (2) Platoon leader deploys team C; Platoon Sergeant should deploy team B. (3) Ensure soldiers maintain proper lateral dispersion, interval, and speed. (4) Provide security to the front 6. Platoon executes herringbone or coil formation when it must establish local security during a halt or at the completion of tactical movement. <ul style="list-style-type: none"> a. Executes a herring bone formation when the platoon makes a scheduled or unscheduled halt (assume a hasty defense with 360 degree security while remaining postured to resume movement in the direction of travel. <ul style="list-style-type: none"> (1) Uses graphic control measures or a cue to initiate the formation change. or (2) Uses proper voice command or visual signals. (3) Directs soldiers to move into covered and concealed positions on alternating sides of the route. (4) Directs soldiers to orient outward and maintain proper dispersion. (5) Maintain 360-degree security. (6) In an unscheduled halt, take the following actions. <ul style="list-style-type: none"> (a) Determine the cause of the halt. (b) Inform leaders of the halt and its cause. (c) Develop a course of action. (d) Resume movement as soon as possible. (7) In a scheduled halt, take the following actions. <ul style="list-style-type: none"> (a) Direct platoon to perform maintenance operations. (b) Direct platoon to conduct resupply operations if required. b. Executes a coil formation when the platoon/team is operating independently and must establish 360 degrees of security during extended halts or lulls in combat IAW METT-TC factors <ul style="list-style-type: none"> (1) Uses graphic control measures or a cute to initiate the formation change. or (2) Uses proper voice command or visual signal. (3) In a HMMWV, vehicles move into designated positions within the formation. These steps apply: <ul style="list-style-type: none"> (a) A Team occupies a cover and concealed position in the direction of travel (12 o'clock). (b) B Team occupies a covered and concealed position at 3 o'clock. (c) C Team occupies a covered and concealed position at 9 o'clock. (d) D Team occupies a covered and concealed position at 6 o'clock. (e) Headquarters team occupies a covered and concealed position in the center of the formation. (4) Orient vehicles outward and maintains proper dispersion IAW METT-TC and/or OPORD/FRAGO. (5) Orient weapons outward to maintain 360-degree security. 		

TASK PERFORMANCE / EVALUATION SUMMARY BLOCK							
ITERATION	1	2	3	4	5	M	TOTAL
TOTAL TASK STEPS EVALUATED							
TOTAL TASK STEPS "GO"							
TRAINING STATUS "GO"/"NO-GO"							

"*" indicates a leader task step.

SUPPORTING INDIVIDUAL TASKS

Task Number	Task Title	References
04-3306.01-0001	Control Movement Techniques	STP 21-II-MQS STP 21-I-MQS
071-326-0502(SL1)	Move Under Direct Fire	STP 21-1-SMCT
071-326-0503(SL1)	Move Over, Through, or Around Obstacles (Except Minefields)	STP 21-1-SMCT
071-326-0510(SL1)	React to Indirect Fire While Dismounted	STP 21-1-SMCT
071-326-0515	SELECT A MOVEMENT ROUTE USING A MAP	STP 21-24-SMCT
071-326-3002(SL1)	React to Indirect Fire While Mounted	STP 21-1-SMCT
071-326-5630	CONDUCT MOVEMENT TECHNIQUES BY A PLATOON	STP 21-24-SMCT
071-329-1006(SL1)	Navigate from One Point on the Ground to Another Point While Dismounted	STP 21-1-SMCT
071-329-1030(SL1)	Navigate from One Point on the Ground to Another Point While Mounted	STP 21-1-SMCT
191-380-0109(SL4)	PLAN PATROL ACTIVITIES	STP 21-24-SMCT
850-001-2000(SL2)	Employ Accident Prevention Measures and Risk Mgt Process	STP 21-24-SMCT
850-001-3001(SL3)	Control Mission Safety Hazard	STP 21-24-SMCT
850-001-4001(SL4)	Integrate Risk Mgt Into Platoon	STP 21-24-SMCT

SUPPORTING COLLECTIVE TASKS: NONE

OPFOR TASKS AND STANDARDS

TASK: Conduct Hasty Ambush (34-OPFOR-1003)

CONDITION: OPFOR element is moving in a concealed area when an enemy element is reported moving along an adjacent route.

STANDARD: The ambush site was prepared before the arrival of enemy element. The enemy force was surprised and casualties were inflicted within the designated kill zone. Delayed enemy march element from reaching its specified destination. Withdrew, on order, within two minutes of ambush initiation. Reported results of mission to headquarters.

TASK: Conduct Air Attacks (34-OPFOR-1006)

CONDITION: OPFOR elements in the rear area have forwarded the coordinates of enemy facilities/elements. OPFOR aircraft have been dispatched to attack enemy installations or convoys.

STANDARD: Support sites, command and control facilities, and/or convoys were located. Attack runs on designated targets were conducted. Enemy equipment, supplies, and vehicles were destroyed and enemy personnel were killed.

TASK: Disrupt Enemy Movement and Operations Using Tactical Nuclear Weapons (34-OPFOR-1002)

CONDITION: Orders have been received to use tactical nuclear weapons in the enemy's rear. Key locations have been identified.

STANDARD: Tactical nuclear missiles were delivered on target. Movement of equipment and supplies was disrupted or delayed to forward areas. Enemy equipment and supplies were destroyed. A high rate of nuclear casualties was inflicted among enemy troops.

TASK: Conduct Aerial Reconnaissance (34-OPFOR-1007)

CONDITION: OPFOR HQ requires intelligence on the location and identification of enemy elements. Aircraft is dispatched to take photographs and conduct a visual inspection of enemy area.

STANDARD: Located and photographed enemy positions in assigned sectors, to include: support and storage bases and command and control facilities. Visual checks were conducted when possible. The enemy was not engaged. Priority Intelligence Requests and other Information Requirements were reported to OPFOR HQ.

TASK: Disrupt Enemy Movement and Operations Using Persistent and Non-Persistent Chemical Weapons (34-OPFOR-1001)

CONDITION: Conventional artillery weapons or aircraft are available to deliver chemical weapons. Routes and key bases in the rear area have been selected.

STANDARD: Chemical agents were delivered into targeted areas. The movement of enemy supplies and equipment to forward areas was delayed by disrupting command and control systems. Enemy movement was successfully channeled into predesignated ambush areas. Enemy supplies and equipment were contaminated. A high rate of casualties were inflicted on enemy forces.

TASK: Conduct Deliberate Ambush (34-OPFOR-1004)

CONDITION: OPFOR element is operating along an enemy major supply route. Intelligence has reported an enemy convoy approaching the element. Headquarters has ordered complete destruction of the march element. The march element is approximately fifteen minutes from the ambush point. OPFOR element possesses automatic weapons, anti-armor weapons, and command detonated mines.

STANDARD: Prepared ambush site before arrival of enemy convoy. Surprised enemy forces. Forced enemy march element to halt in kill zone. Killed, wounded, or captured enemy personnel and destroyed all vehicles and equipment. Consolidated and withdrew from the area on order. Results of the mission were reported to headquarters.

TASK: Maintain Contact (34-OPFOR-1011)

CONDITION: OPFOR element is tactically engaged with enemy base defense forces. Enemy forces are withdrawing under pressure.

STANDARD: The enemy forces were engaged decisively. As the enemy withdrew, the unit or force advanced maintaining contact.

TASK: Conduct Sniper Operations (34-OPFOR-1005)

CONDITION: OPFOR element has received a sniper mission from headquarters. Snipers are assigned missions in the enemy rear area along major supply routes and near support sites.

STANDARD: Infiltrated enemy area of operations and set up a well-concealed location. Vehicle drivers or personnel on foot were engaged with short bursts of semiautomatic fire. Selected targets were killed or wounded. Prevented position from being discovered and evacuated the area without being detected. Results of the operation were reported to OPFOR headquarters.

TASK: Attack (34-OPFOR-1010)

CONDITION: Enemy rear area support base has been located. PIR's and other intelligence requirements have been obtained by OPFOR patrols. Element has automatic and anti-armor weapons, and light mortars. Element is approximately the size of two platoons.

STANDARD: An attack plan was developed. An attack was initiated using a scheme of maneuver that exploited enemy flanks, gaps, and weaknesses. Covered and concealed routes were used to approach enemy areas. Employed indirect fire to support attack. Penetrated enemy defenses. Destroyed equipment and supplies, inflicted casualties, isolated the support base, and blocked reinforcements. The enemy unit was forced to displace.

TASK: Conduct Electronic Warfare (34-OPFOR-1012)

CONDITION: OPFOR employs collection and direction finding assets (ground and air), to monitor and locate enemy forces.

STANDARD: The positions of enemy command, intelligence, and logistics units were located. The locations of the positions were forwarded to OPFOR headquarters. Jamming signals were used against enemy radio receivers. Enemy radio nets were monitored and all information of intelligence value was reported to OPFOR HQ.

TASK: Conduct Raid (34-OPFOR-1009)

CONDITION: OPFOR element has occupied an objective rally point and has orders to conduct a raid on a rear area base.

STANDARD: Enemy forces were surprised. Assaulted enemy support base and accomplished assigned tasks. Specified equipment and supplies were destroyed. Decisive engagement was avoided. All personnel were withdrawn from the area within the prescribed time. The collected intelligence data satisfied the Priority Intelligence Requirements.

ELEMENTS: COMPANY
 ACE HEADQUARTERS
 COMPANY HEADQUARTERS
 SVC PLT HQ
 COLL & JAM PLT HQ
 OPS SPT PLT HQ

TASK: Perform a Tactical Road March (07-3-C227.34-0001)
 (FM 21-18) (FM 7-10) (FM 7-70)
 (FM 7-8)

ITERATION: 1 2 3 4 5 M (Circle)

COMMANDER/LEADER ASSESSMENT: T P U (Circle)

CONDITIONS: The platoon has received an OPORD/FRAGO, completed with graphics to conduct a tactical road march as part of brigade task force operation. The order specifies the arrival time at the SP as well as the march speed, interval, and order of march. All planning and preparation are complete, including reconnaissance to determine the time-distance factor to the start point. Enemy contact is not expected. Some iterations of this task should be performed in MOPP4.

TASK STANDARDS: The platoon moves through the start point, check points, and release point at the times specified in the OPORD/FRAGO and completes movement to the location designated in the order.

TASK STEPS AND PERFORMANCE MEASURES	GO	NO-GO
<p>* 1. Platoon leader initiates road march and controls platoon movement toward the start point.</p> <ul style="list-style-type: none"> a. Directs platoon to begin movement using designated formation, movement technique, and vehicle interval and speed. b. Position himself where he can best control the movement of the platoon. c. Uses visual signals or FM radio to communicate with platoon in accordance with OPORD/FRAGO or unit SOP. <p>2. Conduct the road movement.</p> <ul style="list-style-type: none"> a. Cross start point at the designated time. b. Maintain personnel and vehicle intervals and rate of march specified in the order or unit SOP. c. Follow the prescribed route. <p>3. Maintain local security throughout the movement.</p> <ul style="list-style-type: none"> a. Maintain all-around observation at all times to include air guards. b. Orient as directed to establish unit local security. <p>4. Report and react to enemy contact.</p> <ul style="list-style-type: none"> a. Report and react in accordance with directions in OPORD. b. Report and react in accordance with unit SOP. <p>5. Unit halts.</p> <ul style="list-style-type: none"> a. Conduct halt at regular intervals in accordance with unit SOP (as the tactical situation permits) to rest troops, adjust and redistribute equipment, and perform foot hygiene. b. Position element to provide all-around security. c. Report all halts to next higher headquarters. d. Position vehicles in a herringbone formation. e. Dismount personnel to provide local security. 		

TASK STEPS AND PERFORMANCE MEASURES	GO	NO-GO
f. Check condition of personnel and equipment. g. Coordinate with adjacent unit. h. Report status to higher headquarters. * 6. Control the unit. a. Use visual, messenger, or radio signals for control throughout the movement. b. Report control measures as directed by the SOP or the order. c. Use or modify control measures from the order, as needed. 7. Arrive at the release point at the time specified in the order. a. Meet the quartering party guide (if designated). b. Pass through the release point without halting. c. Report crossing to higher headquarters.		

TASK PERFORMANCE / EVALUATION SUMMARY BLOCK							
ITERATION	1	2	3	4	5	M	TOTAL
TOTAL TASK STEPS EVALUATED							
TOTAL TASK STEPS "GO"							
TRAINING STATUS "GO"/"NO-GO"							

"*" indicates a leader task step.

SUPPORTING INDIVIDUAL TASKS

Task Number	Task Title	References
071-326-0510(SL1)	React to Indirect Fire While Dismounted	STP 21-1-SMCT
071-326-0608(SL2)	Use Visual Signaling Techniques	STP 21-24-SMCT
071-326-3002(SL1)	React to Indirect Fire While Mounted	STP 21-1-SMCT
071-326-3013(SL3)	CONDUCT A TACTICAL ROAD MARCH	STP 21-24-SMCT
071-326-5805(SL3)	Conduct a Route Reconnaissance Mission	STP 21-24-SMCT
071-329-1006(SL1)	Navigate from One Point on the Ground to Another Point While Dismounted	STP 21-1-SMCT
071-329-1019(SL2)	Use a Map Overlay	STP 21-24-SMCT
071-329-1030(SL1)	Navigate from One Point on the Ground to Another Point While Mounted	STP 21-1-SMCT
113-637-2001(SL1)	Communicate via a Tactical Radio	STP 21-1-SMCT
191-379-4407(SL2)	PLAN CONVOY SECURITY OPERATIONS	STP 21-24-SMCT
551-88M-0001(SL3)	Lead a Convoy Serial/March Unit	STP 21-24-SMCT
551-88M-0005(SL1)	Operate a Vehicle in a Convoy	STP 21-1-SMCT
850-001-2000(SL2)	Employ Accident Prevention Measures and Risk Mgt Process	STP 21-24-SMCT
850-001-3001(SL3)	Control Mission Safety Hazard	STP 21-24-SMCT
850-001-4001(SL4)	Integrate Risk Mgt Into Platoon	STP 21-24-SMCT

SUPPORTING COLLECTIVE TASKS: NONE

OPFOR TASKS AND STANDARDS

TASK: Conduct Deliberate Ambush (34-OPFOR-1004)

CONDITION: OPFOR element is operating along an enemy major supply route. Intelligence has reported an enemy convoy approaching the element. Headquarters has ordered complete destruction of the march element. The march element is approximately fifteen minutes from the ambush point. OPFOR element possesses automatic weapons, anti-armor weapons, and command detonated mines.

STANDARD: Prepared ambush site before arrival of enemy convoy. Surprised enemy forces. Forced enemy march element to halt in kill zone. Killed, wounded, or captured enemy personnel and destroyed all vehicles and equipment. Consolidated and withdrew from the area on order. Results of the mission were reported to headquarters.

TASK: Conduct Sniper Operations (34-OPFOR-1005)

CONDITION: OPFOR element has received a sniper mission from headquarters. Snipers are assigned missions in the enemy rear area along major supply routes and near support sites.

STANDARD: Infiltrated enemy area of operations and set up a well-concealed location. Vehicle drivers or personnel on foot were engaged with short bursts of semiautomatic fire. Selected targets were killed or wounded. Prevented position from being discovered and evacuated the area without being detected. Results of the operation were reported to OPFOR headquarters.

TASK: Conduct Air Attacks (34-OPFOR-1006)

CONDITION: OPFOR elements in the rear area have forwarded the coordinates of enemy facilities/elements. OPFOR aircraft have been dispatched to attack enemy installations or convoys.

STANDARD: Support sites, command and control facilities, and/or convoys were located. Attack runs on designated targets were conducted. Enemy equipment, supplies, and vehicles were destroyed and enemy personnel were killed.

TASK: Disrupt Enemy Movement and Operations Using Tactical Nuclear Weapons (34-OPFOR-1002)

CONDITION: Orders have been received to use tactical nuclear weapons in the enemy's rear. Key locations have been identified.

STANDARD: Tactical nuclear missiles were delivered on target. Movement of equipment and supplies was disrupted or delayed to forward areas. Enemy equipment and supplies were destroyed. A high rate of nuclear casualties was inflicted among enemy troops.

TASK: Conduct Aerial Reconnaissance (34-OPFOR-1007)

CONDITION: OPFOR HQ requires intelligence on the location and identification of enemy elements. Aircraft is dispatched to take photographs and conduct a visual inspection of enemy area.

STANDARD: Located and photographed enemy positions in assigned sectors, to include: support and storage bases and command and control facilities. Visual checks were conducted when possible. The enemy was not engaged. Priority Intelligence Requests and other Information Requirements were reported to OPFOR HQ.

TASK: Disrupt Enemy Movement and Operations Using Persistent and Non-Persistent Chemical Weapons (34-OPFOR-1001)

CONDITION: Conventional artillery weapons or aircraft are available to deliver chemical weapons. Routes and key bases in the rear area have been selected.

STANDARD: Chemical agents were delivered into targeted areas. The movement of enemy supplies and equipment to forward areas was delayed by disrupting command and control systems. Enemy movement was successfully channeled into predesignated ambush areas. Enemy supplies and equipment were contaminated. A high rate of casualties were inflicted on enemy forces.

TASK: Conduct Hasty Ambush (34-OPFOR-1003)

CONDITION: OPFOR element is moving in a concealed area when an enemy element is reported moving along an adjacent route.

STANDARD: The ambush site was prepared before the arrival of enemy element. The enemy force was surprised and casualties were inflicted within the designated kill zone. Delayed enemy march element from reaching its specified destination. Withdrew, on order, within two minutes of ambush initiation. Reported results of mission to headquarters.

TASK: Maintain Contact (34-OPFOR-1011)

CONDITION: OPFOR element is tactically engaged with enemy base defense forces. Enemy forces are withdrawing under pressure.

STANDARD: The enemy forces were engaged decisively. As the enemy withdrew, the unit or force advanced maintaining contact.

TASK: Attack (34-OPFOR-1010)

CONDITION: Enemy rear area support base has been located. PIR's and other intelligence requirements have been obtained by OPFOR patrols. Element has automatic and anti-armor weapons, and light mortars. Element is approximately the size of two platoons.

STANDARD: An attack plan was developed. An attack was initiated using a scheme of maneuver that exploited enemy flanks, gaps, and weaknesses. Covered and concealed routes were used to approach enemy areas. Employed indirect fire to support attack. Penetrated enemy defenses. Destroyed equipment and supplies, inflicted casualties, isolated the support base, and blocked reinforcements. The enemy unit was forced to displace.

TASK: Conduct Raid (34-OPFOR-1009)

CONDITION: OPFOR element has occupied an objective rally point and has orders to conduct a raid on a rear area base.

STANDARD: Enemy forces were surprised. Assaulted enemy support base and accomplished assigned tasks. Specified equipment and supplies were destroyed. Decisive engagement was avoided. All personnel were withdrawn from the area within the prescribed time. The collected intelligence data satisfied the Priority Intelligence Requirements.

ELEMENTS: ACE HEADQUARTERS
 COMPANY HEADQUARTERS
 SVC PLT HQ
 OPS SPT PLT HQ
 COLL & JAM PLT HQ

TASK: Occupy Assembly Area (07-3-C228.34-0001)
 (FM 7-10) (FM 20-3) (FM 71-1)
 (FM 7-7) (FM 7-8)

ITERATION: 1 2 3 4 5 M (Circle)
COMMANDER/LEADER ASSESSMENT: T P U (Circle)

CONDITIONS: The platoon has been ordered to occupy an assembly area in preparation for combat operations. The enemy has the capability to attack by air, ground and indirect fire. Some iterations of this task should be performed in MOPP4.

TASK STANDARDS: The platoon moved all personnel and essential equipment into their assigned positions within the time specified in the operations order. Platoon occupation was not hindered by the enemy. The time required to prepare is increased when conducting this task in mission oriented protective posture-4 (MOPP-4).

TASK STEPS AND PERFORMANCE MEASURES	GO	NO-GO
<p>* 1. Quarters party under the supervision of the platoon leader, moves to the assembly area and prepares the area for the main body.</p> <ul style="list-style-type: none"> a. Establish initial site security. b. Reconnoiters the area. c. Prepare the area in accordance with the tactical standing operating procedures. d. Assign the section sectors. e. Check for and mark or remove enemy obstacles and mines. f. Check for nuclear, biological, and chemical contamination. g. Select crew weapons firing positions and avenues of approach. h. Select command post location. i. Establish internal/external wire communications. <p>2. As the platoon enters the assembly area, quarters party members, waiting in covered and concealed positions, move out to guide them to their designated areas.</p> <p>* 3. The platoon establishes and maintains local security from enemy air and ground forces.</p> <ul style="list-style-type: none"> a. Squad leaders confirm defense sectors with platoon leader/platoon sergeant. b. Observation posts are placed on critical avenues of approach, and establish communications. c. Unit maintains noise, light and camouflage discipline. d. Conduct patrols in accordance with tactical standing operating procedures. e. Issue a contingency plan in case of enemy contact. <p>4. The unit prepares for the next mission in accordance with tactical standing operating procedures.</p>		

TASK STEPS AND PERFORMANCE MEASURES	GO	NO-GO
5. The platoon leader/platoon sergeant coordinates, as a minimum, with the element on the left and right. <ul style="list-style-type: none"> a. Establishes responsibility for overlapping enemy avenues of approach between adjacent. b. Exchanges information on observation posts and unit signals. 6. The platoon leader/platoon sergeant develops a defense plan to occupy assembly area. <ul style="list-style-type: none"> a. Prepares the defense diagram. b. Employs crew served weapons c. Establishes left and right perimeters. d. Emplaces mines and obstacles, ensuring they are covered by fire. 7. Forward the defense sketch to the battalion command post; retain one copy for platoon use. 8. On leaving the assembly area the following must be accomplished. <ul style="list-style-type: none"> a. Recovers all mines and obstacles. b. Eliminates signs of the unit's presence in the area (trash, aiming stakes, communication wire, etc.) c. Does not leave anything of intelligence value. 		

TASK PERFORMANCE / EVALUATION SUMMARY BLOCK							
ITERATION	1	2	3	4	5	M	TOTAL
TOTAL TASK STEPS EVALUATED							
TOTAL TASK STEPS "GO"							
TRAINING STATUS "GO"/"NO-GO"							

"**" indicates a leader task step.

SUPPORTING INDIVIDUAL TASKS

Task Number	Task Title	References
031-503-3008(SL2)	IMPLEMENT MISSION-ORIENTED PROTECTIVE POSTURE	STP 21-24-SMCT
052-191-1361(SL1)	CAMOUFLAGE YOURSELF AND YOUR INDIVIDUAL EQUIPMENT	STP 21-1-SMCT
052-191-1362(SL1)	CAMOUFLAGE EQUIPMENT	STP 21-1-SMCT
052-192-1135(SL1)	LOCATE MINES BY PROBING	STP 21-1-SMCT
071-022-0015(SL1)	Prepare a Range Card for a Caliber .50 M2 Machine Gun	STP 21-1-SMCT
071-030-0002(SL1)	Prepare a Range Card for an MK19 Machine Gun	STP 21-1-SMCT
071-312-4032(SL1)	Prepare a Range Card for an M249 Machine Gun	STP 21-1-SMCT
071-326-0503(SL1)	Move Over, Through, or Around Obstacles (Except Minefields)	STP 21-1-SMCT
071-326-0513(SL1)	Select Temporary Fighting Positions	STP 21-1-SMCT
071-326-5703(SL1)	Construct Individual Fighting Positions	STP 21-1-SMCT
071-326-5704(SL2)	Supervise Construction of a Fighting Position	STP 21-24-SMCT
071-326-5705(SL2)	Establish an Observation Post	STP 21-24-SMCT
071-326-5775(SL4)	Coordinate with an Adjacent Platoon	STP 21-24-SMCT

SUPPORTING INDIVIDUAL TASKS

Task Number	Task Title	References
071-329-1006(SL1)	Navigate from One Point on the Ground to Another Point While Dismounted	STP 21-1-SMCT
071-329-1030(SL1)	Navigate from One Point on the Ground to Another Point While Mounted	STP 21-1-SMCT
071-331-0815(SL1)	Practice Noise, Light, and Litter Discipline	STP 21-1-SMCT
071-410-0012(SL3)	Conduct Occupation of an Assembly Area	STP 21-24-SMCT
071-430-0002(SL2)	Conduct a Defense by a Squad	STP 21-24-SMCT
071-430-0006(SL4)	Conduct a Defense by a Platoon	STP 21-24-SMCT
071-710-0006(SL1)	Plan Use of Night Vision Devices	STP 21-1-SMCT
113-600-2001(SL1)	Communicate Via a Tactical Telephone	STP 21-1-SMCT
113-637-2001(SL1)	Communicate via a Tactical Radio	STP 21-1-SMCT
805C-PAD-2461(SL2)	Maintain Accountability of Personnel (Status Report)	STP 21-24-SMCT
850-001-2000(SL2)	Employ Accident Prevention Measures and Risk Mgt Process	STP 21-24-SMCT
850-001-3001(SL3)	Control Mission Safety Hazard	STP 21-24-SMCT
850-001-4001(SL4)	Integrate Risk Mgt Into Platoon	STP 21-24-SMCT

SUPPORTING COLLECTIVE TASKS: NONE**OPFOR TASKS AND STANDARDS**

TASK: Conduct Raid (34-OPFOR-1009)

CONDITION: OPFOR element has occupied an objective rally point and has orders to conduct a raid on a rear area base.

STANDARD: Enemy forces were surprised. Assaulted enemy support base and accomplished assigned tasks. Specified equipment and supplies were destroyed. Decisive engagement was avoided. All personnel were withdrawn from the area within the prescribed time. The collected intelligence data satisfied the Priority Intelligence Requirements.

TASK: Conduct Air Attacks (34-OPFOR-1006)

CONDITION: OPFOR elements in the rear area have forwarded the coordinates of enemy facilities/elements. OPFOR aircraft have been dispatched to attack enemy installations or convoys.

STANDARD: Support sites, command and control facilities, and/or convoys were located. Attack runs on designated targets were conducted. Enemy equipment, supplies, and vehicles were destroyed and enemy personnel were killed.

TASK: Gather Intelligence (34-OPFOR-1008)

CONDITION: OPFOR elements, operating in the rear area, are planning attacks on enemy bases. Information is needed before plans are finalized.

STANDARD: All Priority Intelligence Requests and other intelligence requirements were identified. Passed through any outpost, defensive wire, or warning device undetected. Moved to an observation point that offered cover and concealment and was close enough to gather required information. Gathered data, which answered intelligence requirements. Withdrew from area undetected. All information of value was reported to OPFOR headquarters.

TASK: Disrupt Enemy Movement and Operations Using Persistent and Non-Persistent Chemical Weapons (34-OPFOR-1001)

CONDITION: Conventional artillery weapons or aircraft are available to deliver chemical weapons. Routes and key bases in the rear area have been selected.

STANDARD: Chemical agents were delivered into targeted areas. The movement of enemy supplies and equipment to forward areas was delayed by disrupting command and control systems. Enemy movement was successfully channeled into predesignated ambush areas. Enemy supplies and equipment were contaminated. A high rate of casualties were inflicted on enemy forces.

TASK: Conduct Hasty Ambush (34-OPFOR-1003)

CONDITION: OPFOR element is moving in a concealed area when an enemy element is reported moving along an adjacent route.

STANDARD: The ambush site was prepared before the arrival of enemy element. The enemy force was surprised and casualties were inflicted within the designated kill zone. Delayed enemy march element from reaching its specified destination. Withdrew, on order, within two minutes of ambush initiation. Reported results of mission to headquarters.

TASK: Maintain Contact (34-OPFOR-1011)

CONDITION: OPFOR element is tactically engaged with enemy base defense forces. Enemy forces are withdrawing under pressure.

STANDARD: The enemy forces were engaged decisively. As the enemy withdrew, the unit or force advanced maintaining contact.

TASK: Conduct Sniper Operations (34-OPFOR-1005)

CONDITION: OPFOR element has received a sniper mission from headquarters. Snipers are assigned missions in the enemy rear area along major supply routes and near support sites.

STANDARD: Infiltrated enemy area of operations and set up a well-concealed location. Vehicle drivers or personnel on foot were engaged with short bursts of semiautomatic fire. Selected targets were killed or wounded. Prevented position from being discovered and evacuated the area without being detected. Results of the operation were reported to OPFOR headquarters.

TASK: Attack (34-OPFOR-1010)

CONDITION: Enemy rear area support base has been located. PIR's and other intelligence requirements have been obtained by OPFOR patrols. Element has automatic and anti-armor weapons, and light mortars. Element is approximately the size of two platoons.

STANDARD: An attack plan was developed. An attack was initiated using a scheme of maneuver that exploited enemy flanks, gaps, and weaknesses. Covered and concealed routes were used to approach enemy areas. Employed indirect fire to support attack. Penetrated enemy defenses. Destroyed equipment and supplies, inflicted casualties, isolated the support base, and blocked reinforcements. The enemy unit was forced to displace.

ELEMENTS: COMPANY
 ACE HEADQUARTERS
 COMPANY HEADQUARTERS
 SVC PLT HQ
 COLL & JAM PLT HQ
 OPS SPT PLT HQ

TASK: Perform Passage of Lines (07-3-C229.34-0001)
 (FM 7-10) (FM 7-7) (FM 7-70)
 (FM 7-8)

ITERATION: 1 2 3 4 5 M (Circle)

COMMANDER/LEADER ASSESSMENT: T P U (Circle)

CONDITIONS: The element is operating as a separate unit and is required to conduct a passage of lines. The enemy can attack with indirect fire, aircraft, or company size mounted or dismounted forces. Some iterations of this task should be performed in MOPP4.

TASK STANDARDS: The unit moved all personnel and equipment through the stationary unit not later than the time specified in the order. The unit main body did not encounter the enemy during the departure from friendly lines and sustained no casualties from friendly fire. The time required to prepare is increased when conducting this task in mission oriented protective posture-4.

TASK STEPS AND PERFORMANCE MEASURES	GO	NO-GO
<ul style="list-style-type: none"> * 1. Receive the operations order. <ul style="list-style-type: none"> a. Initiate planning for the operation. b. Conduct coordination for the operation. * 2. The passing force leader meets with the stationary unit leader: <ul style="list-style-type: none"> a. Arrange for a specific time. b. Determine meeting location. * 3. The passing unit leader coordinates the passage through and reentry of lines with the forward unit leader. <ul style="list-style-type: none"> a. Ensure both unit personnel are aware of each unit's identification. b. Keep stationary unit leader informed as to size of passing unit. c. Coordinate time(s) of departure and return. d. Define area of operation. * 4. The passing leader coordinates with the stationary leader. <ul style="list-style-type: none"> a. Exchange enemy intelligence information. b. Completes joint reconnaissance of the position. c. Explain passing unit scheme of maneuver. d. Coordinate recognition signals for the passage both near and far. e. Plan for guides and passage control measures. f. Coordinate security measure for the passage. g. Designate fire support responsibilities and fire plans. h. Exchange information on terrain and existing obstacles. i. Determine when and where battle hand-over occurs. j. Coordinate combat service support (items left on the position). * 5. Both leaders coordinate specific control measures for the passage. <ul style="list-style-type: none"> a. Plan locations of contact points. b. Point out locations of passage points. 		

TASK STEPS AND PERFORMANCE MEASURES	GO	NO-GO
<ul style="list-style-type: none"> c. Identify release points and battle hand-over line. d. Exchange call signs, frequencies, code words, signals, and challenge and passwords. <p>* 6. Both leaders perform leaders reconnaissance of the passage area:</p> <ul style="list-style-type: none"> a. Physically locate the passage-of-lines points. b. Identify obstacle locations and safety lines. c. Point out release points. d. Physically reconnoiter the assembly area (for rearward passage). e. Identify contact points. f. Walk the stationary force positions. g. Identify combat support and combat service support elements (command posts, observation posts, and antiarmor and mortar positions). h. Ensure reconnaissance and other activities do not reveal the operation to the enemy. <p>* 7. The passing leader checks with other leaders who will be operating in the same or adjacent areas.</p> <ul style="list-style-type: none"> a. Exchange intelligence information on the enemy. b. Exchange terrain data. <p>8. Passing unit arrives in the stationary unit area.</p> <ul style="list-style-type: none"> a. Move into secure position as designated in the primary coordination meeting with the stationary leader. b. Start final preparations for the passage of line. <p>9. The passing unit leader issues a contingency plan before moving out to make final coordination.</p> <ul style="list-style-type: none"> a. Brief the unit on what is happening and what is going to happen. b. Confirm chain of command. c. Prescribe actions to be taken on contact. d. Brief actions to be taken in the absence of the leader. e. Provide time schedule, suspenses, and any limits on actions. <p>*10. Passing unit leader completes coordination with the stationary unit leader.</p> <ul style="list-style-type: none"> a. Confirm recognition signals for the passage both near and far. b. Coordinate with guides. c. Confirm traffic control measures. d. Confirm security measures for the passage. e. Collocate both leaders to observe critical areas, to make timely decisions, and to facilitate battle handover. <p>11. The passing unit moves to position near the point of contact.</p> <ul style="list-style-type: none"> a. Move at the designated time. b. Provide cover and concealment, during movement and at the stop position. <p>12. Passing unit security element passes through the passage lanes.</p> <ul style="list-style-type: none"> a. Link up with guides from the stationary unit. b. Move with guides from the contact point(s) through the passage lane(s) and passage point(s) to the release point(s). c. Clear the area forward of the release point(s) to the first covered and concealed position. d. Report when area is secure. <p>13. Remainder of the passage force moves through the passage lanes.</p> <ul style="list-style-type: none"> a. Move forward to the release point(s). 		

TASK STEPS AND PERFORMANCE MEASURES	GO	NO-GO
<p>b. Identify and account for passage personnel as confirmed by the guides as the unit passes through the release point.</p> <p>c. Ensure movement is continuous throughout the passage.</p> <p>d. Execute a security halt after the company has moved beyond the friendly unit's final protective fire.</p> <p>e. Execute movement of the XO/1SG/PSG from the release point forward only after the leader is sure he will not have to withdraw through the passage point.</p> <p>14. The passing unit makes a reentry through the friendly lines.</p> <p style="padding-left: 20px;">a. Halt unit and establish the reentry rally point.</p> <p>NOTE: If in contact with the enemy, the unit does not halt. Contact party or guides from the stationary unit lead the unit through the passage points, or long-range signals are used.</p> <p style="padding-left: 20px;">b. Contact forward unit by radio and tell them by use of prearranged code word that the unit is ready to reenter. (The leader may opt to keep the unit outside of friendly lines until daybreak).</p> <p style="padding-left: 20px;">c. Acknowledge receipt of message.</p> <p>15. Direct a security team on an azimuth and pace to the contact point.</p> <p style="padding-left: 20px;">a. Establish contact with the stationary unit guides (far and near recognition signals).</p> <p style="padding-left: 20px;">b. Signal the unit forward, or go back and lead the unit to the passage point.</p> <p style="padding-left: 20px;">c. Count and identify each element as they pass through the passage point.</p> <p>16. Move through the passage point to the assembly area behind the friendly unit.</p> <p style="padding-left: 20px;">a. Lead by the guide from the stationary unit.</p> <p style="padding-left: 20px;">b. Treat and evacuate casualties upon arrival at assembly area.</p> <p style="padding-left: 20px;">c. Leader reports to the stationary unit command post. Provide tactical information concerning the area of responsibility.</p> <p>17. The passing leader links up with his unit in the assembly area.</p> <p style="padding-left: 20px;">a. Prepare unit for movement to a secure area.</p> <p style="padding-left: 20px;">b. Lead unit to secure area.</p> <p style="padding-left: 20px;">c. Conduct debriefing.</p>		

TASK PERFORMANCE / EVALUATION SUMMARY BLOCK							
ITERATION	1	2	3	4	5	M	TOTAL
TOTAL TASK STEPS EVALUATED							
TOTAL TASK STEPS "GO"							
TRAINING STATUS "GO"/"NO-GO"							

"**" indicates a leader task step.

SUPPORTING INDIVIDUAL TASKS

Task Number	Task Title	References
071-326-3013(SL3)	CONDUCT A TACTICAL ROAD MARCH	STP 21-24-SMCT
071-326-5502(SL2)	Issue a Fragmentary Order	STP 21-24-SMCT
071-326-5505(SL2)	Issue an Oral Operation Order	STP 21-24-SMCT
071-326-5775(SL4)	Coordinate with an Adjacent Platoon	STP 21-24-SMCT
071-326-5805(SL3)	Conduct a Route Reconnaissance Mission	STP 21-24-SMCT

SUPPORTING INDIVIDUAL TASKS

Task Number	Task Title	References
071-329-1006(SL1)	Navigate from One Point on the Ground to Another Point While Dismounted	STP 21-1-SMCT
071-329-1030(SL1)	Navigate from One Point on the Ground to Another Point While Mounted	STP 21-1-SMCT
113-637-2001(SL1)	Communicate via a Tactical Radio	STP 21-1-SMCT
301-371-1000(SL1)	REPORT INTELLIGENCE INFORMATION	STP 21-1-SMCT
301-371-1052(SL1)	PROTECT CLASSIFIED INFORMATION AND MATERIAL	STP 21-1-SMCT
551-88N-0002(SL2)	Prepare for Unit Movement	STP 21-24-SMCT
551-88N-0003(SL4)	Plan Unit Move	STP 21-24-SMCT
551-88N-0004(SL3)	Coordinate Unit Movement	STP 21-24-SMCT
850-001-2000(SL2)	Employ Accident Prevention Measures and Risk Mgt Process	STP 21-24-SMCT
850-001-3001(SL3)	Control Mission Safety Hazard	STP 21-24-SMCT
850-001-4001(SL4)	Integrate Risk Mgt Into Platoon	STP 21-24-SMCT

SUPPORTING COLLECTIVE TASKS: NONE**OPFOR TASKS AND STANDARDS**

TASK: Maintain Contact (34-OPFOR-1011)

CONDITION: OPFOR element is tactically engaged with enemy base defense forces. Enemy forces are withdrawing under pressure.

STANDARD: The enemy forces were engaged decisively. As the enemy withdrew, the unit or force advanced maintaining contact.

TASK: Disrupt Enemy Movement and Operations Using Tactical Nuclear Weapons (34-OPFOR-1002)

CONDITION: Orders have been received to use tactical nuclear weapons in the enemy's rear. Key locations have been identified.

STANDARD: Tactical nuclear missiles were delivered on target. Movement of equipment and supplies was disrupted or delayed to forward areas. Enemy equipment and supplies were destroyed. A high rate of nuclear casualties was inflicted among enemy troops.

TASK: Disrupt Enemy Movement and Operations Using Persistent and Non-Persistent Chemical Weapons (34-OPFOR-1001)

CONDITION: Conventional artillery weapons or aircraft are available to deliver chemical weapons. Routes and key bases in the rear area have been selected.

STANDARD: Chemical agents were delivered into targeted areas. The movement of enemy supplies and equipment to forward areas was delayed by disrupting command and control systems. Enemy movement was successfully channeled into predesignated ambush areas. Enemy supplies and equipment were contaminated. A high rate of casualties were inflicted on enemy forces.

TASK: Counter Passage of Lines (34-OPFOR-1016)

CONDITION: Friendly units are in defense positions but are expected to attempt a passage of lines. Friendly forces have close air support and NBC capabilities. The OPFOR element receives orders to disrupt the friendly passage of lines.

STANDARD: The friendly force passage of lines was delayed by the OPFOR element for a minimum of two hours.

TASK: Conduct Deliberate Ambush (34-OPFOR-1004)

CONDITION: OPFOR element is operating along an enemy major supply route. Intelligence has reported an enemy convoy approaching the element. Headquarters has ordered complete destruction of the march element. The march element is approximately fifteen minutes from the ambush point. OPFOR element possesses automatic weapons, anti-armor weapons, and command detonated mines.

STANDARD: Prepared ambush site before arrival of enemy convoy. Surprised enemy forces. Forced enemy march element to halt in kill zone. Killed, wounded, or captured enemy personnel and destroyed all vehicles and equipment. Consolidated and withdrew from the area on order. Results of the mission were reported to headquarters.

TASK: Attack (34-OPFOR-1010)

CONDITION: Enemy rear area support base has been located. PIR's and other intelligence requirements have been obtained by OPFOR patrols. Element has automatic and anti-armor weapons, and light mortars. Element is approximately the size of two platoons.

STANDARD: An attack plan was developed. An attack was initiated using a scheme of maneuver that exploited enemy flanks, gaps, and weaknesses. Covered and concealed routes were used to approach enemy areas. Employed indirect fire to support attack. Penetrated enemy defenses. Destroyed equipment and supplies, inflicted casualties, isolated the support base, and blocked reinforcements. The enemy unit was forced to displace.

TASK: Conduct Electronic Warfare (34-OPFOR-1012)

CONDITION: OPFOR employs collection and direction finding assets (ground and air), to monitor and locate enemy forces.

STANDARD: The positions of enemy command, intelligence, and logistics units were located. The locations of the positions were forwarded to OPFOR headquarters. Jamming signals were used against enemy radio receivers. Enemy radio nets were monitored and all information of intelligence value was reported to OPFOR HQ.

TASK: Conduct Raid (34-OPFOR-1009)

CONDITION: OPFOR element has occupied an objective rally point and has orders to conduct a raid on a rear area base.

STANDARD: Enemy forces were surprised. Assaulted enemy support base and accomplished assigned tasks. Specified equipment and supplies were destroyed. Decisive engagement was avoided. All personnel were withdrawn from the area within the prescribed time. The collected intelligence data satisfied the Priority Intelligence Requirements.

ELEMENT: GSR SQUAD

TASK: Move Tactically (Dismounted) (07-5-1107.34-0001)
 (FM 7-8) (FM 90-13) (FM 90-8)

ITERATION: 1 2 3 4 5 M (Circle)

COMMANDER/LEADER ASSESSMENT: T P U (Circle)

CONDITIONS: The team has been inserted into a potentially hostile area of operation. Some iterations of this task should be performed in MOPP4.

TASK STANDARDS: The team moved on foot using the specified route to the objective area and arrived at the time and the destination specified in the order. The team remained undetected and maintained an accurate patrol log.

TASK STEPS AND PERFORMANCE MEASURES	GO	NO-GO
<p>* 1. The team leader moves the team cross-country.</p> <ul style="list-style-type: none"> a. Studies route on the map before beginning team movement. b. Pinpoints present location within 200 meters. c. Controls navigation by checking his compass against the soldier's compass; and makes necessary corrections. d. Follows the planned route or modifies it based on the enemy's situation or terrain. e. Moves the team on the routes that best conceal movement from ground and air observation and provide the best cover from direct fire. f. Avoids known or suspected danger areas. g. Maintains security and control when crossing danger areas. h. Maintains light and noise discipline. i. Maintains security at halts. j. Arrives at the destination in time to accomplish the mission. k. Designates rally points enroute. <p>Note: Rally points must be easy to identify and must provide cover and concealment.</p> <ul style="list-style-type: none"> l. Accounts for everyone after all halts and after crossing danger areas and obstacles (as a minimum). m. Prevents breaks in contact. n. Maintains control and rate of movement. o. Ensures the team's load is distributed evenly throughout the team. p. Ensures patrol log is maintained throughout the movement. <p>2. The team employs counter tracking measures.</p> <p>* 3. The team leader controls the teams' movement.</p> <ul style="list-style-type: none"> a. Changes formation and movement techniques based on the terrain and the enemy situation. b. Uses arm-and-hand signals and follows team standing operating procedures and battle drills. c. If the team makes contact, team members use team standing operating procedures and battle drills to break contact with enemy. 		

TASK PERFORMANCE / EVALUATION SUMMARY BLOCK							
ITERATION	1	2	3	4	5	M	TOTAL
TOTAL TASK STEPS EVALUATED							
TOTAL TASK STEPS "GO"							
TRAINING STATUS "GO"/"NO-GO"							

"*" indicates a leader task step.

SUPPORTING INDIVIDUAL TASKS

Task Number	Task Title	References
031-503-1013(SL1)	DECONTAMINATE YOURSELF AND INDIVIDUAL EQUIPMENT USING CHEMICAL DECONTAMINATING KITS	STP 21-1-SMCT
031-503-1015(SL1)	PROTECT YOURSELF FROM NBC INJURY/CONTAMINATION WITH THE APPROPRIATE MISSION-ORIENTED PROTECTIVE POSTURE (MOPP) GEAR	STP 21-1-SMCT
031-503-1018(SL1)	REACT TO NUCLEAR HAZARD OR ATTACK	STP 21-1-SMCT
031-503-1019(SL1)	REACT TO CHEMICAL OR BIOLOGICAL HAZARD OR ATTACK	STP 21-1-SMCT
031-503-1037(SL1)	DETECT CHEMICAL AGENTS USING M8 OR M9 DETECTOR PAPER	STP 21-1-SMCT
031-503-2001(SL2)	IDENTIFY CHEMICAL AGENTS USING M256-SERIES CHEMICAL AGENT DETECTOR KIT	STP 21-24-SMCT
031-503-3002(SL2)	CONDUCT UNMASKING PROCEDURES	STP 21-24-SMCT
031-503-3004(SL2)	SUPERVISE THE CROSSING OF A CONTAMINATED AREA	STP 21-24-SMCT
031-503-3005(SL2)	SUBMIT NBC 1 REPORT	STP 21-24-SMCT
031-503-3008(SL2)	IMPLEMENT MISSION-ORIENTED PROTECTIVE POSTURE	STP 21-24-SMCT
031-503-3010(SL2)	SUPERVISE EMPLOYMENT OF NUCLEAR, BIOLOGICAL, OR CHEMICAL MARKERS	STP 21-24-SMCT
031-506-1053(SL2)	REPORT NBC INFORMATION USING NBC 4 REPORT	STP 21-24-SMCT
052-191-1361(SL1)	CAMOUFLAGE YOURSELF AND YOUR INDIVIDUAL EQUIPMENT	STP 21-1-SMCT
061-283-6003(SL2)	ADJUST INDIRECT FIRE	STP 21-24-SMCT
071-008-0007(SL1)	Engage Targets with an M16A1 or M16A2 Rifle Using an AN/PAS-13 Series Thermal Sight	STP 21-1-SMCT
071-010-0006(SL1)	Engage Targets with an M249 Machine Gun	STP 21-1-SMCT
071-100-0003(SL1)	Engage Targets with an M4 or M4A1 Carbine	STP 21-1-SMCT
071-311-2130(SL1)	Engage Targets with an M203 Grenade Launcher	STP 21-1-SMCT
071-315-2308(SL1)	Engage Targets with an M16A1 or M16A2 Rifle Using a Night Vision Sight AN/PVS-4	STP 21-1-SMCT
071-325-4407(SL1)	Employ Hand Grenades	STP 21-1-SMCT
071-326-0502(SL1)	Move Under Direct Fire	STP 21-1-SMCT
071-326-0503(SL1)	Move Over, Through, or Around Obstacles (Except Minefields)	STP 21-1-SMCT
071-326-0510(SL1)	React to Indirect Fire While Dismounted	STP 21-1-SMCT
071-326-0511(SL1)	React to Flares	STP 21-1-SMCT

SUPPORTING INDIVIDUAL TASKS

Task Number	Task Title	References
071-326-0608(SL2)	Use Visual Signaling Techniques	STP 21-24-SMCT
071-326-5502(SL2)	Issue a Fragmentary Order	STP 21-24-SMCT
071-326-5805(SL3)	Conduct a Route Reconnaissance Mission	STP 21-24-SMCT
071-329-1006(SL1)	Navigate from One Point on the Ground to Another Point While Dismounted	STP 21-1-SMCT
071-329-1019(SL2)	Use a Map Overlay	STP 21-24-SMCT
071-410-0019(SL3)	Control Organic Fires	STP 21-24-SMCT
071-710-0006(SL1)	Plan Use of Night Vision Devices	STP 21-1-SMCT
081-831-0101(SL2)	REQUEST MEDICAL EVACUATION	STP 21-24-SMCT
081-831-1000(SL1)	EVALUATE A CASUALTY	STP 21-1-SMCT
081-831-1003(SL1)	PERFORM FIRST AID TO CLEAR AN OBJECT STUCK IN THE THROAT OF A CONSCIOUS CASUALTY	STP 21-1-SMCT
081-831-1005(SL1)	PERFORM FIRST AID TO PREVENT OR CONTROL SHOCK	STP 21-1-SMCT
081-831-1007(SL1)	PERFORM FIRST AID FOR BURNS	STP 21-1-SMCT
081-831-1008(SL1)	PERFORM FIRST AID FOR HEAT INJURIES	STP 21-1-SMCT
081-831-1025(SL1)	PERFORM FIRST AID FOR AN OPEN ABDOMINAL WOUND	STP 21-1-SMCT
081-831-1026(SL1)	PERFORM FIRST AID FOR AN OPEN CHEST WOUND	STP 21-1-SMCT
081-831-1032(SL1)	PERFORM FIRST AID FOR BLEEDING OF AN EXTREMITY	STP 21-1-SMCT
081-831-1033(SL1)	PERFORM FIRST AID FOR AN OPEN HEAD WOUND	STP 21-1-SMCT
081-831-1034(SL1)	PERFORM FIRST AID FOR A SUSPECTED FRACTURE	STP 21-1-SMCT
081-831-1042(SL1)	PERFORM MOUTH-TO-MOUTH RESUSCITATION	STP 21-1-SMCT
081-831-1044(SL1)	PERFORM FIRST AID FOR NERVE AGENT INJURY	STP 21-1-SMCT
081-831-1045(SL1)	PERFORM FIRST AID FOR COLD INJURIES	STP 21-1-SMCT
081-831-1046(SL1)	TRANSPORT A CASUALTY	STP 21-1-SMCT
081-831-1054(SL2)	EVACUATE CASUALTIES	STP 21-24-SMCT
113-637-2001(SL1)	Communicate via a Tactical Radio	STP 21-1-SMCT
191-380-0109(SL4)	PLAN PATROL ACTIVITIES	STP 21-24-SMCT
441-091-2000(SL2)	Defend Against Air Attack (Active)	STP 21-24-SMCT
441-091-3000(SL3)	Supervise the Implementation of Air Defense Measures	STP 21-24-SMCT
805C-PAD-2060(SL2)	Report Casualties	STP 21-24-SMCT
850-001-2000(SL2)	Employ Accident Prevention Measures and Risk Mgt Process	STP 21-24-SMCT
850-001-3001(SL3)	Control Mission Safety Hazard	STP 21-24-SMCT
850-001-4001(SL4)	Integrate Risk Mgt Into Platoon	STP 21-24-SMCT

SUPPORTING COLLECTIVE TASKS

Task Number	Task Title	References
07-5-1108.34-0001	Cross Danger Area	ARTEP 34-114-30-MTP ARTEP 34-117-30-MTP ARTEP 34-143-30-MTP ARTEP 34-144-30-MTP ARTEP 34-353-30-MTP

SUPPORTING COLLECTIVE TASKS

Task Number	Task Title	References
		ARTEP 34-355-MTP
		ARTEP 34-357-30-MTP
		ARTEP 34-358-30-MTP
		ARTEP 34-387-30-MTP
		ARTEP 34-393-30-MTP
		ARTEP 34-397-30-MTP
		ARTEP 34-399-10-MTP

OPFOR TASKS AND STANDARDS

TASK: Disrupt Enemy Movement and Operations Using Tactical Nuclear Weapons (34-OPFOR-1002)

CONDITION: Orders have been received to use tactical nuclear weapons in the enemy's rear. Key locations have been identified.

STANDARD: Tactical nuclear missiles were delivered on target. Movement of equipment and supplies was disrupted or delayed to forward areas. Enemy equipment and supplies were destroyed. A high rate of nuclear casualties was inflicted among enemy troops.

TASK: Conduct Aerial Reconnaissance (34-OPFOR-1007)

CONDITION: OPFOR HQ requires intelligence on the location and identification of enemy elements. Aircraft is dispatched to take photographs and conduct a visual inspection of enemy area.

STANDARD: Located and photographed enemy positions in assigned sectors, to include: support and storage bases and command and control facilities. Visual checks were conducted when possible. The enemy was not engaged. Priority Intelligence Requests and other Information Requirements were reported to OPFOR HQ.

TASK: Gather Intelligence (34-OPFOR-1008)

CONDITION: OPFOR elements, operating in the rear area, are planning attacks on enemy bases. Information is needed before plans are finalized.

STANDARD: All Priority Intelligence Requests and other intelligence requirements were identified. Passed through any outpost, defensive wire, or warning device undetected. Moved to an observation point that offered cover and concealment and was close enough to gather required information. Gathered data, which answered intelligence requirements. Withdrew from area undetected. All information of value was reported to OPFOR headquarters.

TASK: Conduct Hasty Ambush (34-OPFOR-1003)

CONDITION: OPFOR element is moving in a concealed area when an enemy element is reported moving along an adjacent route.

STANDARD: The ambush site was prepared before the arrival of enemy element. The enemy force was surprised and casualties were inflicted within the designated kill zone. Delayed enemy march element from reaching its specified destination. Withdrew, on order, within two minutes of ambush initiation. Reported results of mission to headquarters.

TASK: Conduct Deliberate Ambush (34-OPFOR-1004)

CONDITION: OPFOR element is operating along an enemy major supply route. Intelligence has reported an enemy convoy approaching the element. Headquarters has ordered complete destruction of the march element. The march element is approximately fifteen minutes from the ambush point. OPFOR element possesses automatic weapons, anti-armor weapons, and command detonated mines.

STANDARD: Prepared ambush site before arrival of enemy convoy. Surprised enemy forces. Forced enemy march element to halt in kill zone. Killed, wounded, or captured enemy personnel and destroyed all vehicles and equipment. Consolidated and withdrew from the area on order. Results of the mission were reported to headquarters.

TASK: Conduct Sniper Operations (34-OPFOR-1005)

CONDITION: OPFOR element has received a sniper mission from headquarters. Snipers are assigned missions in the enemy rear area along major supply routes and near support sites.

STANDARD: Infiltrated enemy area of operations and set up a well-concealed location. Vehicle drivers or personnel on foot were engaged with short bursts of semiautomatic fire. Selected targets were killed or wounded. Prevented position from being discovered and evacuated the area without being detected. Results of the operation were reported to OPFOR headquarters.

TASK: Conduct Air Attacks (34-OPFOR-1006)

CONDITION: OPFOR elements in the rear area have forwarded the coordinates of enemy facilities/elements. OPFOR aircraft have been dispatched to attack enemy installations or convoys.

STANDARD: Support sites, command and control facilities, and/or convoys were located. Attack runs on designated targets were conducted. Enemy equipment, supplies, and vehicles were destroyed and enemy personnel were killed.

TASK: Counter Passage of Lines (34-OPFOR-1016)

CONDITION: Friendly units are in defense positions but are expected to attempt a passage of lines. Friendly forces have close air support and NBC capabilities. The OPFOR element receives orders to disrupt the friendly passage of lines.

STANDARD: The friendly force passage of lines was delayed by the OPFOR element for a minimum of two hours.

TASK: Maintain Contact (34-OPFOR-1011)

CONDITION: OPFOR element is tactically engaged with enemy base defense forces. Enemy forces are withdrawing under pressure.

STANDARD: The enemy forces were engaged decisively. As the enemy withdrew, the unit or force advanced maintaining contact.

TASK: Attack (34-OPFOR-1010)

CONDITION: Enemy rear area support base has been located. PIR's and other intelligence requirements have been obtained by OPFOR patrols. Element has automatic and anti-armor weapons, and light mortars. Element is approximately the size of two platoons.

STANDARD: An attack plan was developed. An attack was initiated using a scheme of maneuver that exploited enemy flanks, gaps, and weaknesses. Covered and concealed routes were used to approach enemy areas. Employed indirect fire to support attack. Penetrated enemy defenses. Destroyed equipment and supplies, inflicted casualties, isolated the support base, and blocked reinforcements. The enemy unit was forced to displace.

TASK: Conduct Electronic Warfare (34-OPFOR-1012)

CONDITION: OPFOR employs collection and direction finding assets (ground and air), to monitor and locate enemy forces.

STANDARD: The positions of enemy command, intelligence, and logistics units were located. The locations of the positions were forwarded to OPFOR headquarters. Jamming signals were used against enemy radio receivers. Enemy radio nets were monitored and all information of intelligence value was reported to OPFOR HQ.

TASK: Conduct Raid (34-OPFOR-1009)

CONDITION: OPFOR element has occupied an objective rally point and has orders to conduct a raid on a rear area base.

STANDARD: Enemy forces were surprised. Assaulted enemy support base and accomplished assigned tasks. Specified equipment and supplies were destroyed. Decisive engagement was avoided. All personnel were withdrawn from the area within the prescribed time. The collected intelligence data satisfied the Priority Intelligence Requirements.

ELEMENT: GSR SQUAD

TASK: Cross Danger Area (07-5-1108.34-0001)
(FM 7-8)

ITERATION: 1 2 3 4 5 M (Circle)

COMMANDER/LEADER ASSESSMENT: T P U (Circle)

CONDITIONS: The team is moving cross-country and encounters a danger area. Some iterations of this task should be performed in MOPP4.

TASK STANDARDS: The team crossed the danger area only if it could not be bypassed within mission requirements. The team crossed the danger area without being detected and employed counter tracking measures to prevent the threat from determining the size and destination of the element.

TASK STEPS AND PERFORMANCE MEASURES	GO	NO-GO
<ul style="list-style-type: none"> * 1. The team encounters a danger area. <ul style="list-style-type: none"> a. The point soldier signals a danger area (soldiers relay this message throughout the team). b. The team halts well short of the danger area and maintains local security. c. The team leader moves forward and confirms the danger area. * 2. The team leader reconnoiters the danger area and estimates the situation. <ul style="list-style-type: none"> a. If the danger area can be bypassed, the team leader directs a route for the team. b. If the danger area cannot be bypassed, the team leader controls the team's movement across the area. c. The team leader designates near-side and far-side rally points. d. The team leader selects the crossing point that provides the best cover and concealment. e. The team leader assigns a far-side clearing/security element. 3. The near-side security element provides security. <ul style="list-style-type: none"> a. Observes to flanks. b. Over watches crossing of far-side security team. 4. The far-side clearing/security element reconnoiters the far side and establishes security. <ul style="list-style-type: none"> a. Clears an area large enough for the remaining members of the team. b. Signals team leader the area is clear. 5. The team crosses the danger area. <ul style="list-style-type: none"> a. The remaining team members cross the danger area using a wedge or file formation. b. The near-side security element over watches crossing. c. The team crosses quickly and quietly. d. The team maintains light and noise discipline. e. The near-side security element crosses the danger area and employs counter tracking measures. 6. The team continues the mission. <ul style="list-style-type: none"> a. Accounts for all members and equipment. b. Resumes tactical movement. c. Maintains proper formation and personnel intervals. 		

TASK PERFORMANCE / EVALUATION SUMMARY BLOCK							
ITERATION	1	2	3	4	5	M	TOTAL
TOTAL TASK STEPS EVALUATED							
TOTAL TASK STEPS "GO"							
TRAINING STATUS "GO"/"NO-GO"							

"*" indicates a leader task step.

SUPPORTING INDIVIDUAL TASKS

Task Number	Task Title	References
031-503-1015(SL1)	PROTECT YOURSELF FROM NBC INJURY/CONTAMINATION WITH THE APPROPRIATE MISSION-ORIENTED PROTECTIVE POSTURE (MOPP) GEAR	STP 21-1-SMCT
031-503-1018(SL1)	REACT TO NUCLEAR HAZARD OR ATTACK	STP 21-1-SMCT
031-503-1019(SL1)	REACT TO CHEMICAL OR BIOLOGICAL HAZARD OR ATTACK	STP 21-1-SMCT
031-503-1037(SL1)	DETECT CHEMICAL AGENTS USING M8 OR M9 DETECTOR PAPER	STP 21-1-SMCT
031-503-3004(SL2)	SUPERVISE THE CROSSING OF A CONTAMINATED AREA	STP 21-24-SMCT
031-503-3008(SL2)	IMPLEMENT MISSION-ORIENTED PROTECTIVE POSTURE	STP 21-24-SMCT
031-506-1053(SL2)	REPORT NBC INFORMATION USING NBC 4 REPORT	STP 21-24-SMCT
052-191-1361(SL1)	CAMOUFLAGE YOURSELF AND YOUR INDIVIDUAL EQUIPMENT	STP 21-1-SMCT
061-283-6003(SL2)	ADJUST INDIRECT FIRE	STP 21-24-SMCT
071-008-0007(SL1)	Engage Targets with an M16A1 or M16A2 Rifle Using an AN/PAS-13 Series Thermal Sight	STP 21-1-SMCT
071-010-0006(SL1)	Engage Targets with an M249 Machine Gun	STP 21-1-SMCT
071-100-0003(SL1)	Engage Targets with an M4 or M4A1 Carbine	STP 21-1-SMCT
071-311-2130(SL1)	Engage Targets with an M203 Grenade Launcher	STP 21-1-SMCT
071-315-2308(SL1)	Engage Targets with an M16A1 or M16A2 Rifle Using a Night Vision Sight AN/PVS-4	STP 21-1-SMCT
071-325-4407(SL1)	Employ Hand Grenades	STP 21-1-SMCT
071-326-0502(SL1)	Move Under Direct Fire	STP 21-1-SMCT
071-326-0503(SL1)	Move Over, Through, or Around Obstacles (Except Minefields)	STP 21-1-SMCT
071-326-0510(SL1)	React to Indirect Fire While Dismounted	STP 21-1-SMCT
071-326-0511(SL1)	React to Flares	STP 21-1-SMCT
071-326-0513(SL1)	Select Temporary Fighting Positions	STP 21-1-SMCT
071-326-0608(SL2)	Use Visual Signaling Techniques	STP 21-24-SMCT
071-326-5705(SL2)	Establish an Observation Post	STP 21-24-SMCT
071-329-1006(SL1)	Navigate from One Point on the Ground to Another Point While Dismounted	STP 21-1-SMCT
071-329-1019(SL2)	Use a Map Overlay	STP 21-24-SMCT
071-331-0804(SL1)	Perform Surveillance Without the Aid of Electronic Devices	STP 21-1-SMCT
071-410-0019(SL3)	Control Organic Fires	STP 21-24-SMCT

SUPPORTING INDIVIDUAL TASKS

Task Number	Task Title	References
071-710-0006(SL1)	Plan Use of Night Vision Devices	STP 21-1-SMCT
081-831-1000(SL1)	EVALUATE A CASUALTY	STP 21-1-SMCT
081-831-1003(SL1)	PERFORM FIRST AID TO CLEAR AN OBJECT STUCK IN THE THROAT OF A CONSCIOUS CASUALTY	STP 21-1-SMCT
081-831-1005(SL1)	PERFORM FIRST AID TO PREVENT OR CONTROL SHOCK	STP 21-1-SMCT
081-831-1007(SL1)	PERFORM FIRST AID FOR BURNS	STP 21-1-SMCT
081-831-1008(SL1)	PERFORM FIRST AID FOR HEAT INJURIES	STP 21-1-SMCT
081-831-1025(SL1)	PERFORM FIRST AID FOR AN OPEN ABDOMINAL WOUND	STP 21-1-SMCT
081-831-1026(SL1)	PERFORM FIRST AID FOR AN OPEN CHEST WOUND	STP 21-1-SMCT
081-831-1032(SL1)	PERFORM FIRST AID FOR BLEEDING OF AN EXTREMITY	STP 21-1-SMCT
081-831-1033(SL1)	PERFORM FIRST AID FOR AN OPEN HEAD WOUND	STP 21-1-SMCT
081-831-1034(SL1)	PERFORM FIRST AID FOR A SUSPECTED FRACTURE	STP 21-1-SMCT
081-831-1042(SL1)	PERFORM MOUTH-TO-MOUTH RESUSCITATION	STP 21-1-SMCT
081-831-1044(SL1)	PERFORM FIRST AID FOR NERVE AGENT INJURY	STP 21-1-SMCT
081-831-1045(SL1)	PERFORM FIRST AID FOR COLD INJURIES	STP 21-1-SMCT
081-831-1046(SL1)	TRANSPORT A CASUALTY	STP 21-1-SMCT
081-831-1054(SL2)	EVACUATE CASUALTIES	STP 21-24-SMCT
113-637-2001(SL1)	Communicate via a Tactical Radio	STP 21-1-SMCT
181-105-2002(SL2)	Conduct Combat Operations According to the Law of War	STP 21-24-SMCT
191-380-0109(SL4)	PLAN PATROL ACTIVITIES	STP 21-24-SMCT
805C-PAD-2060(SL2)	Report Casualties	STP 21-24-SMCT
805C-PAD-2461(SL2)	Maintain Accountability of Personnel (Status Report)	STP 21-24-SMCT
850-001-2000(SL2)	Employ Accident Prevention Measures and Risk Mgt Process	STP 21-24-SMCT
850-001-3001(SL3)	Control Mission Safety Hazard	STP 21-24-SMCT
850-001-4001(SL4)	Integrate Risk Mgt Into Platoon	STP 21-24-SMCT

SUPPORTING COLLECTIVE TASKS

Task Number	Task Title	References
07-5-1107.34-0001	Move Tactically (Dismounted)	ARTEP 34-114-30-MTP ARTEP 34-117-30-MTP ARTEP 34-143-30-MTP ARTEP 34-144-30-MTP ARTEP 34-353-30-MTP ARTEP 34-355-MTP ARTEP 34-357-30-MTP ARTEP 34-358-30-MTP ARTEP 34-387-30-MTP ARTEP 34-393-30-MTP ARTEP 34-397-30-MTP ARTEP 34-399-10-MTP

OPFOR TASKS AND STANDARDS

TASK: Disrupt Enemy Movement and Operations Using Tactical Nuclear Weapons (34-OPFOR-1002)

CONDITION: Orders have been received to use tactical nuclear weapons in the enemy's rear. Key locations have been identified.

STANDARD: Tactical nuclear missiles were delivered on target. Movement of equipment and supplies was disrupted or delayed to forward areas. Enemy equipment and supplies were destroyed. A high rate of nuclear casualties was inflicted among enemy troops.

TASK: Conduct Aerial Reconnaissance (34-OPFOR-1007)

CONDITION: OPFOR HQ requires intelligence on the location and identification of enemy elements. Aircraft is dispatched to take photographs and conduct a visual inspection of enemy area.

STANDARD: Located and photographed enemy positions in assigned sectors, to include: support and storage bases and command and control facilities. Visual checks were conducted when possible. The enemy was not engaged. Priority Intelligence Requests and other Information Requirements were reported to OPFOR HQ.

TASK: Gather Intelligence (34-OPFOR-1008)

CONDITION: OPFOR elements, operating in the rear area, are planning attacks on enemy bases. Information is needed before plans are finalized.

STANDARD: All Priority Intelligence Requests and other intelligence requirements were identified. Passed through any outpost, defensive wire, or warning device undetected. Moved to an observation point that offered cover and concealment and was close enough to gather required information. Gathered data, which answered intelligence requirements. Withdrew from area undetected. All information of value was reported to OPFOR headquarters.

TASK: Conduct Hasty Ambush (34-OPFOR-1003)

CONDITION: OPFOR element is moving in a concealed area when an enemy element is reported moving along an adjacent route.

STANDARD: The ambush site was prepared before the arrival of enemy element. The enemy force was surprised and casualties were inflicted within the designated kill zone. Delayed enemy march element from reaching its specified destination. Withdrew, on order, within two minutes of ambush initiation. Reported results of mission to headquarters.

TASK: DEFEND DANGER AREA (07-OPFOR-1108)

CONDITION: The OPFOR is defending a danger area.

STANDARD: 1. Detect the crossing.2. Surprise the main body.3. Decisively engage the unit.4. Prevent the unit from crossing at its chosen location.5. Inflict at least one casualty on the team.

TASK: Conduct Deliberate Ambush (34-OPFOR-1004)

CONDITION: OPFOR element is operating along an enemy major supply route. Intelligence has reported an enemy convoy approaching the element. Headquarters has ordered complete destruction of the march element. The march element is approximately fifteen minutes from the ambush point. OPFOR element possesses automatic weapons, anti-armor weapons, and command detonated mines.

STANDARD: Prepared ambush site before arrival of enemy convoy. Surprised enemy forces. Forced enemy march element to halt in kill zone. Killed, wounded, or captured enemy personnel and destroyed all vehicles and equipment. Consolidated and withdrew from the area on order. Results of the mission were reported to headquarters.

TASK: Conduct Sniper Operations (34-OPFOR-1005)

CONDITION: OPFOR element has received a sniper mission from headquarters. Snipers are assigned missions in the enemy rear area along major supply routes and near support sites.

STANDARD: Infiltrated enemy area of operations and set up a well concealed location. Vehicle drivers or personnel on foot were engaged with short bursts of semiautomatic fire. Selected targets were killed or wounded. Prevented position from being discovered and evacuated the area without being detected. Results of the operation were reported to OPFOR headquarters.

TASK: Maintain Contact (34-OPFOR-1011)

CONDITION: OPFOR element is tactically engaged with enemy base defense forces. Enemy forces are withdrawing under pressure.

STANDARD: The enemy forces were engaged decisively. As the enemy withdrew, the unit or force advanced maintaining contact.

TASK: Attack (34-OPFOR-1010)

CONDITION: Enemy rear area support base has been located. PIR's and other intelligence requirements have been obtained by OPFOR patrols. Element has automatic and anti-armor weapons, and light mortars. Element is approximately the size of two platoons.

STANDARD: An attack plan was developed. An attack was initiated using a scheme of maneuver that exploited enemy flanks, gaps, and weaknesses. Covered and concealed routes were used to approach enemy areas. Employed indirect fire to support attack. Penetrated enemy defenses. Destroyed equipment and supplies, inflicted casualties, isolated the support base, and blocked reinforcements. The enemy unit was forced to displace.

TASK: Conduct Air Attacks (34-OPFOR-1006)

CONDITION: OPFOR elements in the rear area have forwarded the coordinates of enemy facilities/elements. OPFOR aircraft have been dispatched to attack enemy installations or convoys.

STANDARD: Support sites, command and control facilities, and/or convoys were located. Attack runs on designated targets were conducted. Enemy equipment, supplies, and vehicles were destroyed and enemy personnel were killed.

ELEMENT: GSR SQUAD

TASK: Cross Water Obstacle (07-5-1109.34-0001)
 (FM 7-8) (FM 90-13)

(FM 90-8)

ITERATION: 1 2 3 4 5 M (Circle)

COMMANDER/LEADER ASSESSMENT: T P U (Circle)

CONDITIONS: The team must cross a water obstacle. Some iterations of this task should be performed in MOPP4.

TASK STANDARDS: The team successfully crossed the water obstacle and assembled on the far-side. The team used the proper waterproofing techniques to prevent damage to equipment. The team ensured sufficient mission essential equipment remained intact to successfully accomplish the mission. The team remained undetected.

TASK STEPS AND PERFORMANCE MEASURES	GO	NO-GO
<ul style="list-style-type: none"> * 1. The team leader selects a crossing site based on mission, enemy, terrain, troops-time and civilian considerations. * 2. The team leader emplaces security at the crossing site. * 3. The assistant team leader supervises personnel preparation for water crossing. * 4. Team members maintain light and noise discipline. 5. To prepare for the water crossing, team members waterproof all water-sensitive items, unblouse trousers, and unbuckle chin straps on helmets. 6. The team crosses the water obstacle using one of the following techniques: <ul style="list-style-type: none"> a. One-rope bridge; b. Two-rope bridge; c. Poncho rafts; d. Air mattresses; e. Waterproof bags; f. Empty canteens; g. Water wings (made from extra trousers); h. Boats (military or civilian). 7. The far-side security team crosses the water obstacle first, using the selected technique. 8. A team member sets up far-side security. 9. The rest of the team members cross the obstacle, gather equipment, and occupy security positions on the far side. 10. The team leader accounts for all personnel and equipment. 11. The team sterilizes the crossing site. *12. The team moves out of the area of the water obstacle as soon as possible and continues the mission. 		

TASK PERFORMANCE / EVALUATION SUMMARY BLOCK							
ITERATION	1	2	3	4	5	M	TOTAL
TOTAL TASK STEPS EVALUATED							
TOTAL TASK STEPS "GO"							
TRAINING STATUS "GO"/"NO-GO"							

"*" indicates a leader task step.

SUPPORTING INDIVIDUAL TASKS

Task Number	Task Title	References
031-503-3004(SL2)	SUPERVISE THE CROSSING OF A CONTAMINATED AREA	STP 21-24-SMCT
071-326-0502(SL1)	Move Under Direct Fire	STP 21-1-SMCT
071-326-0503(SL1)	Move Over, Through, or Around Obstacles (Except Minefields)	STP 21-1-SMCT
071-326-0510(SL1)	React to Indirect Fire While Dismounted	STP 21-1-SMCT
071-326-0511(SL1)	React to Flares	STP 21-1-SMCT
071-326-0608(SL2)	Use Visual Signaling Techniques	STP 21-24-SMCT
071-326-5705(SL2)	Establish an Observation Post	STP 21-24-SMCT
071-329-1006(SL1)	Navigate from One Point on the Ground to Another Point While Dismounted	STP 21-1-SMCT
071-329-1019(SL2)	Use a Map Overlay	STP 21-24-SMCT
071-331-0804(SL1)	Perform Surveillance Without the Aid of Electronic Devices	STP 21-1-SMCT
071-710-0006(SL1)	Plan Use of Night Vision Devices	STP 21-1-SMCT
081-831-1046(SL1)	TRANSPORT A CASUALTY	STP 21-1-SMCT
081-831-1054(SL2)	EVACUATE CASUALTIES	STP 21-24-SMCT
113-637-2001(SL1)	Communicate via a Tactical Radio	STP 21-1-SMCT
181-105-2002(SL2)	Conduct Combat Operations According to the Law of War	STP 21-24-SMCT
191-380-0109(SL4)	PLAN PATROL ACTIVITIES	STP 21-24-SMCT
805C-PAD-2461(SL2)	Maintain Accountability of Personnel (Status Report)	STP 21-24-SMCT
850-001-2000(SL2)	Employ Accident Prevention Measures and Risk Mgt Process	STP 21-24-SMCT
850-001-3001(SL3)	Control Mission Safety Hazard	STP 21-24-SMCT
850-001-4001(SL4)	Integrate Risk Mgt Into Platoon	STP 21-24-SMCT

SUPPORTING COLLECTIVE TASKS: NONE

OPFOR TASKS AND STANDARDS

TASK: Conduct Aerial Reconnaissance (34-OPFOR-1007)

CONDITION: OPFOR HQ requires intelligence on the location and identification of enemy elements. Aircraft is dispatched to take photographs and conduct a visual inspection of enemy area.

STANDARD: Located and photographed enemy positions in assigned sectors, to include: support and storage bases and command and control facilities. Visual checks were conducted when possible. The enemy was not engaged. Priority Intelligence Requests and other Information Requirements were reported to OPFOR HQ.

TASK: Gather Intelligence (34-OPFOR-1008)

CONDITION: OPFOR elements, operating in the rear area, are planning attacks on enemy bases. Information is needed before plans are finalized.

STANDARD: All Priority Intelligence Requests and other intelligence requirements were identified. Passed through any outpost, defensive wire, or warning device undetected. Moved to an observation point that offered cover and concealment and was close enough to gather required information. Gathered data, which answered intelligence requirements. Withdrew from area undetected. All information of value was reported to OPFOR headquarters.

TASK: Conduct Hasty Ambush (34-OPFOR-1003)

CONDITION: OPFOR element is moving in a concealed area when an enemy element is reported moving along an adjacent route.

STANDARD: The ambush site was prepared before the arrival of enemy element. The enemy force was surprised and casualties were inflicted within the designated kill zone. Delayed enemy march element from reaching its specified destination. Withdrew, on order, within two minutes of ambush initiation. Reported results of mission to headquarters.

TASK: DEFEND WATER OBSTACLE (07-OPFOR-1109)

CONDITION: The OPFOR is ordered to defend a water obstacle.

STANDARD: 1. Detect the crossing.2. Surprise the main body.3. Fix the unit.4. Prevent the unit from crossing at its chosen location.

TASK: Conduct Sniper Operations (34-OPFOR-1005)

CONDITION: OPFOR element has received a sniper mission from headquarters. Snipers are assigned missions in the enemy rear area along major supply routes and near support sites.

STANDARD: Infiltrated enemy area of operations and set up a well concealed location. Vehicle drivers or personnel on foot were engaged with short bursts of semiautomatic fire. Selected targets were killed or wounded. Prevented position from being discovered and evacuated the area without being detected. Results of the operation were reported to OPFOR headquarters.

TASK: Conduct Air Attacks (34-OPFOR-1006)

CONDITION: OPFOR elements in the rear area have forwarded the coordinates of enemy facilities/elements. OPFOR aircraft have been dispatched to attack enemy installations or convoys.

STANDARD: Support sites, command and control facilities, and/or convoys were located. Attack runs on designated targets were conducted. Enemy equipment, supplies, and vehicles were destroyed and enemy personnel were killed.

TASK: Conduct Deliberate Ambush (34-OPFOR-1004)

CONDITION: OPFOR element is operating along an enemy major supply route. Intelligence has reported an enemy convoy approaching the element. Headquarters has ordered complete destruction of the march element. The march element is approximately fifteen minutes from the ambush point. OPFOR element possesses automatic weapons, anti-armor weapons, and command detonated mines.

STANDARD: Prepared ambush site before arrival of enemy convoy. Surprised enemy forces. Forced enemy march element to halt in kill zone. Killed, wounded, or captured enemy personnel and destroyed all vehicles and equipment. Consolidated and withdrew from the area on order. Results of the mission were reported to headquarters.

TASK: Attack (34-OPFOR-1010)

CONDITION: Enemy rear area support base has been located. PIR's and other intelligence requirements have been obtained by OPFOR patrols. Element has automatic and anti-armor weapons, and light mortars. Element is approximately the size of two platoons.

STANDARD: An attack plan was developed. An attack was initiated using a scheme of maneuver that exploited enemy flanks, gaps, and weaknesses. Covered and concealed routes were used to approach enemy areas. Employed indirect fire to support attack. Penetrated enemy defenses. Destroyed equipment and supplies, inflicted casualties, isolated the support base, and blocked reinforcements. The enemy unit was forced to displace.

TASK: Conduct Electronic Warfare (34-OPFOR-1012)

CONDITION: OPFOR employs collection and direction finding assets (ground and air), to monitor and locate enemy forces.

STANDARD: The positions of enemy command, intelligence, and logistics units were located. The locations of the positions were forwarded to OPFOR headquarters. Jamming signals were used against enemy radio receivers. Enemy radio nets were monitored and all information of intelligence value was reported to OPFOR HQ.

ELEMENT: GSR SQUAD

TASK: Establish Surveillance Site (Dismounted) (07-5-1111.34-0001)
(FM 7-93)

ITERATION: 1 2 3 4 5 M (Circle)

COMMANDER/LEADER ASSESSMENT: T P U (Circle)

CONDITIONS: The team has occupied an objective rally point and/or is preparing to occupy an intercept/surveillance site while moving dismounted. Some iterations of this task should be performed in MOPP4.

TASK STANDARDS: The team established a site that allows surveillance of the named area of interest or position to conduct voice intercept but cannot be easily detected. The team begins operations in the objective area no later than the time designated in the operations order. The team maintains security throughout the mission, and remains undetected.

TASK STEPS AND PERFORMANCE MEASURES	GO	NO-GO
<ul style="list-style-type: none"> * 1. The team leader issues the following to the intercept and/or surveillance site teams before they depart: <ul style="list-style-type: none"> a. Five-point contingency plan; b. Rendezvous plan; c. Primary and alternate rally points; d. Communications plan. 2. The intercept/surveillance team departs in a controlled and secure manner using the terrain for cover and concealment. <ul style="list-style-type: none"> a. The team implements counter tracking measures. b. The team periodically performs radio checks with platoon CP during the movement. 3. The intercept/surveillance team approaches the intercept/surveillance site and: <ul style="list-style-type: none"> a. Uses the fishhook method when the situation allows; b. Conducts a listening halt for 10 to 15 minutes; c. Pinpoints the objective; d. Reconnoiters the alternate intercept/surveillance site; e. Informs the platoon CP of any changes to the plan. 4. The team maintains security throughout the operation. 5. The team keeps equipment not in use packed in rucksacks. * 6. The team leader ensures site is camouflaged and complies with mission, enemy, terrain, troops-time and civilian considerations and FM communications are attainable. * 7. The team leader ensures site is functional. <ul style="list-style-type: none"> a. Ensures site is wide enough and long enough to accommodate personnel. b. Ensures team members camouflage all rucksacks. c. Ensures at least one team member provides security at all times and Claymores are emplaced. d. Ensures the site has overhead concealment and is not easily detectable. * 8. The team leader issues the following plans: 		

TASK STEPS AND PERFORMANCE MEASURES	GO	NO-GO
a. Security plan; b. Alert plan; c. Evacuation plan; d. Rendezvous plan. 9. Once site is fully established, intercept/surveillance team reports to platoon CP. 10. The team prepares a withdrawal plan. a. Procedures. b. Routes. c. Sterilization.		

TASK PERFORMANCE / EVALUATION SUMMARY BLOCK							
ITERATION	1	2	3	4	5	M	TOTAL
TOTAL TASK STEPS EVALUATED							
TOTAL TASK STEPS "GO"							
TRAINING STATUS "GO"/"NO-GO"							

"*" indicates a leader task step.

SUPPORTING INDIVIDUAL TASKS

Task Number	Task Title	References
031-503-1015(SL1)	PROTECT YOURSELF FROM NBC INJURY/CONTAMINATION WITH THE APPROPRIATE MISSION-ORIENTED PROTECTIVE POSTURE (MOPP) GEAR	STP 21-1-SMCT
031-503-1023(SL2)	PROTECT YOURSELF FROM NBC INJURY/CONTAMINATION WHEN CHANGING MISSION-ORIENTED PROTECTIVE POSTURE (MOPP) GEAR	STP 21-24-SMCT
052-191-1361(SL1)	CAMOUFLAGE YOURSELF AND YOUR INDIVIDUAL EQUIPMENT	STP 21-1-SMCT
071-325-4425(SL1)	Employ an M18A1 Claymore Mine	STP 21-1-SMCT
071-326-0510(SL1)	React to Indirect Fire While Dismounted	STP 21-1-SMCT
071-326-0513(SL1)	Select Temporary Fighting Positions	STP 21-1-SMCT
071-326-5705(SL2)	Establish an Observation Post	STP 21-24-SMCT
071-326-5805(SL3)	Conduct a Route Reconnaissance Mission	STP 21-24-SMCT
071-329-1006(SL1)	Navigate from One Point on the Ground to Another Point While Dismounted	STP 21-1-SMCT
071-331-0804(SL1)	Perform Surveillance Without the Aid of Electronic Devices	STP 21-1-SMCT
071-331-0815(SL1)	Practice Noise, Light, and Litter Discipline	STP 21-1-SMCT
071-710-0006(SL1)	Plan Use of Night Vision Devices	STP 21-1-SMCT
181-105-2002(SL2)	Conduct Combat Operations According to the Law of War	STP 21-24-SMCT
191-380-0109(SL4)	PLAN PATROL ACTIVITIES	STP 21-24-SMCT
850-001-2000(SL2)	Employ Accident Prevention Measures and Risk Mgt Process	STP 21-24-SMCT
850-001-3001(SL3)	Control Mission Safety Hazard	STP 21-24-SMCT
850-001-4001(SL4)	Integrate Risk Mgt Into Platoon	STP 21-24-SMCT

SUPPORTING COLLECTIVE TASKS

Task Number	Task Title	References
07-5-1110	Establish Hide Site	

OPFOR TASKS AND STANDARDS

TASK: Conduct Hasty Ambush (34-OPFOR-1003)

CONDITION: OPFOR element is moving in a concealed area when an enemy element is reported moving along an adjacent route.

STANDARD: The ambush site was prepared before the arrival of enemy element. The enemy force was surprised and casualties were inflicted within the designated kill zone. Delayed enemy march element from reaching its specified destination. Withdrew, on order, within two minutes of ambush initiation. Reported results of mission to headquarters.

TASK: Conduct Deliberate Ambush (34-OPFOR-1004)

CONDITION: OPFOR element is operating along an enemy major supply route. Intelligence has reported an enemy convoy approaching the element. Headquarters has ordered complete destruction of the march element. The march element is approximately fifteen minutes from the ambush point. OPFOR element possesses automatic weapons, anti-armor weapons, and command detonated mines.

STANDARD: Prepared ambush site before arrival of enemy convoy. Surprised enemy forces. Forced enemy march element to halt in kill zone. Killed, wounded, or captured enemy personnel and destroyed all vehicles and equipment. Consolidated and withdrew from the area on order. Results of the mission were reported to headquarters.

TASK: Disrupt Enemy Movement and Operations Using Persistent and Non-Persistent Chemical Weapons (34-OPFOR-1001)

CONDITION: Conventional artillery weapons or aircraft are available to deliver chemical weapons. Routes and key bases in the rear area have been selected.

STANDARD: Chemical agents were delivered into targeted areas. The movement of enemy supplies and equipment to forward areas was delayed by disrupting command and control systems. Enemy movement was successfully channeled into predesignated ambush areas. Enemy supplies and equipment were contaminated. A high rate of casualties were inflicted on enemy forces.

TASK: Conduct Sniper Operations (34-OPFOR-1005)

CONDITION: OPFOR element has received a sniper mission from headquarters. Snipers are assigned missions in the enemy rear area along major supply routes and near support sites.

STANDARD: Infiltrated enemy area of operations and set up a well concealed location. Vehicle drivers or personnel on foot were engaged with short bursts of semiautomatic fire. Selected targets were killed or wounded. Prevented position from being discovered and evacuated the area without being detected. Results of the operation were reported to OPFOR headquarters.

TASK: Conduct Air Attacks (34-OPFOR-1006)

CONDITION: OPFOR elements in the rear area have forwarded the coordinates of enemy facilities/elements. OPFOR aircraft have been dispatched to attack enemy installations or convoys.

STANDARD: Support sites, command and control facilities, and/or convoys were located. Attack runs on designated targets were conducted. Enemy equipment, supplies, and vehicles were destroyed and enemy personnel were killed.

TASK: Conduct Aerial Reconnaissance (34-OPFOR-1007)

CONDITION: OPFOR HQ requires intelligence on the location and identification of enemy elements. Aircraft is dispatched to take photographs and conduct a visual inspection of enemy area.

STANDARD: Located and photographed enemy positions in assigned sectors, to include: support and storage bases and command and control facilities. Visual checks were conducted when possible. The enemy was not engaged. Priority Intelligence Requests and other Information Requirements were reported to OPFOR HQ.

TASK: Attack (34-OPFOR-1010)

CONDITION: Enemy rear area support base has been located. PIR's and other intelligence requirements have been obtained by OPFOR patrols. Element has automatic and anti-armor weapons, and light mortars. Element is approximately the size of two platoons.

STANDARD: An attack plan was developed. An attack was initiated using a scheme of maneuver that exploited enemy flanks, gaps, and weaknesses. Covered and concealed routes were used to approach enemy areas. Employed indirect fire to support attack. Penetrated enemy defenses. Destroyed equipment and supplies, inflicted casualties, isolated the support base, and blocked reinforcements. The enemy unit was forced to displace.

ELEMENTS: COMPANY
 ACE HEADQUARTERS
 GSR SQUAD
 COMPANY HEADQUARTERS
 SVC PLT HQ
 COLL & JAM PLT HQ
 OPS SPT PLT HQ

TASK: Execute Actions on Contact (17-3-1021.34-0001)
 (FM 17-95)

ITERATION: 1 2 3 4 5 M (Circle)

COMMANDER/LEADER ASSESSMENT: T P U (Circle)

CONDITIONS: The platoon is conducting tactical operations as part of a tactical operation. Contact is immediate. Some iterations of this task should be performed in MOPP4.

TASK STANDARDS: The platoon reacted to the contact. The platoon leader reports the contact to higher headquarters. Platoon developed the situation based on the commander's intent while retaining sufficient combat power to continue the mission. The platoon successfully accomplished the course of action directed by the commander. No friendly unit suffered casualties or equipment damage as a result of fratricide.

TASK STEPS AND PERFORMANCE MEASURES	GO	NO-GO
<ol style="list-style-type: none"> 1. Platoon reacts to the situation as appropriate. <ol style="list-style-type: none"> a. Reacts when contact entails enemy fire. <ol style="list-style-type: none"> (1) Returns fire immediately to destroy or suppress the enemy. (2) Immediately alerts the rest of the platoon/team with a contact report. (3) Takes evasive actions to seek cover and concealment, evade enemy fire, and/or break contact. (4) Sends initial contact report to the commander. b. Reacts when contact is visual and/or does not involve fire. <ol style="list-style-type: none"> (1) Immediately alerts the rest of the platoon with a contact report. (2) Sends an initial spot report to platoon leader. * 2. Platoon leader/platoon sergeant deploys platoon and reports the situation. <ol style="list-style-type: none"> a. Orders platoon to seek the best available covered and concealed position(s) (must afford unobstructed observation and fields of fire). b. Platoon sergeant directs elements not in contact to establish a hasty defense and await further guidance from the platoon leader. c. Immediately sends contact report to higher headquarters followed by an initial spot report. * 3. Platoon leader evaluates and develops the situation. <ol style="list-style-type: none"> a. Element(s) in contact evaluate the situation quickly. <ol style="list-style-type: none"> (1) Determine enemy size, composition, activity, orientation, and location of weapons systems. (2) Search (physically or visually) for antitank ditches, minefields, wire, or other obstacles that could define a fire sack. (3) Search (physically or visually) for the flanks of the enemy and any elements that could mutually support enemy position(s). 		

TASK STEPS AND PERFORMANCE MEASURES	GO	NO-GO
<p>(4) Based on a fully developed situation, send updated spot report (with possible courses of action (COA)) to the platoon leader/platoon sergeant.</p> <p>b. Platoon leader/platoon sergeant analyzes spot reports and other tactical information as required to make an assessment of the situation.</p> <p>c. Platoon leader/platoon sergeant directs the actions of elements not in contact in a manner that supports the elements in contact. AND/OR</p> <p>d. Platoon leader/platoon sergeant directs elements not in contact to continue the mission in accordance with the OPORD/FRAGO.</p> <p>* 4. Platoon leader/platoon sergeant develop the situation as required.</p> <p>a. Ensure the platoon's actions allow for survivability and mission accomplishment.</p> <p>b. Send an updated spot report to the commander.</p> <p>* 5. Platoon leader selects appropriate COA based on the commander's intent, METT-TC, his analysis of the situation, and input from elements in contact.</p> <p>a. Directs platoon to execute original COA (as previously addressed in the OPORD) if it is consistent with the commander's intent/concept and is within the platoon's capability. OR</p> <p>b. Based on the situation, issues FRAGO to refine the plan, ensuring it supports the commander's intent. OR</p> <p>c. Directs platoon to establish hasty defense/support by fire position and takes further guidance from the commander. OR</p> <p>d. Chooses alternate COA based on evaluation of the situation.</p> <p>* 6. If the situation dictates a change to the original plan, platoon leader recommends alternate COA.</p> <p>a. Sends recommendation to the commander.</p> <p>b. Receives orders to execute the COA selected by the commander.</p> <p>* 7. Based on the situation and the commander's order, platoon leader directs platoon to execute COA.</p> <p>a. Conducts coordination with other elements as necessary to obtain support.</p> <p>b. Issues order for the COA.</p> <p>(1) Directs platoon to break contact and bypass. OR</p> <p>(2) Directs platoon to maintain contact and bypass. OR</p> <p>(3) Directs platoon to establish a hasty defense by occupying support by fire positions.</p> <p>8. Platoon executes selected or refined COA.</p> <p>a. Platoon leader/platoon sergeant keeps higher headquarters informed at all times throughout the operation.</p> <p>b. Platoon/team leader adjusts COA during execution as situation dictates.</p> <p>c. Continues to execute COA until it accomplishes the original mission, receives FRAGO from the commander, or is ordered to execute consolidation and reorganization on the objective.</p>		

TASK PERFORMANCE / EVALUATION SUMMARY BLOCK							
ITERATION	1	2	3	4	5	M	TOTAL
TOTAL TASK STEPS EVALUATED							
TOTAL TASK STEPS "GO"							
TRAINING STATUS "GO"/"NO-GO"							

"*" indicates a leader task step.

SUPPORTING INDIVIDUAL TASKS

Task Number	Task Title	References
01-9017.02-0002	Conduct a Battle Analysis	STP 21-II-MQS STP 21-I-MQS
03-0170.01-1005	Perform Wartime Strength Accounting at Unit Level	STP 21-II-MQS
04-3303.02-0014	Prepare Platoon or Company Combat Orders	STP 21-I-MQS STP 21-II-MQS STP 21-I-MQS
071-008-0007(SL1)	Engage Targets with an M16A1 or M16A2 Rifle Using an AN/PAS-13 Series Thermal Sight	STP 21-1-SMCT
071-010-0006(SL1)	Engage Targets with an M249 Machine Gun	STP 21-1-SMCT
071-030-0004(SL1)	Engage Targets with an MK19 Machine Gun	STP 21-1-SMCT
071-100-0003(SL1)	Engage Targets with an M4 or M4A1 Carbine	STP 21-1-SMCT
071-311-2130(SL1)	Engage Targets with an M203 Grenade Launcher	STP 21-1-SMCT
071-315-2308(SL1)	Engage Targets with an M16A1 or M16A2 Rifle Using a Night Vision Sight AN/PVS-4	STP 21-1-SMCT
071-325-4407(SL1)	Employ Hand Grenades	STP 21-1-SMCT
071-326-0502(SL1)	Move Under Direct Fire	STP 21-1-SMCT
071-326-0511(SL1)	React to Flares	STP 21-1-SMCT
071-326-0513(SL1)	Select Temporary Fighting Positions	STP 21-1-SMCT
071-326-5502(SL2)	Issue a Fragmentary Order	STP 21-24-SMCT
071-326-5775(SL4)	Coordinate with an Adjacent Platoon	STP 21-24-SMCT
071-329-1006(SL1)	Navigate from One Point on the Ground to Another Point While Dismounted	STP 21-1-SMCT
071-329-1030(SL1)	Navigate from One Point on the Ground to Another Point While Mounted	STP 21-1-SMCT
071-410-0002(SL1)	React to Direct Fire While Mounted	STP 21-1-SMCT
071-410-0019(SL3)	Control Organic Fires	STP 21-24-SMCT
071-430-0002(SL2)	Conduct a Defense by a Squad	STP 21-24-SMCT
071-430-0003(SL3)	Consolidate a Squad Following Enemy Contact While in the Defense	STP 21-24-SMCT
071-430-0004(SL3)	Reorganize a Squad Following Enemy Contact While in the Defense	STP 21-24-SMCT
071-430-0006(SL4)	Conduct a Defense by a Platoon	STP 21-24-SMCT
071-430-0007(SL4)	Consolidate a Platoon Following Enemy Contact While in the Defense	STP 21-24-SMCT
071-430-0008(SL4)	Reorganize a Platoon Following Enemy Contact While in the Defense	STP 21-24-SMCT
071-710-0006(SL1)	Plan Use of Night Vision Devices	STP 21-1-SMCT
071-720-0015(SL3)	Conduct an Area Reconnaissance by a Platoon	STP 21-24-SMCT

SUPPORTING INDIVIDUAL TASKS

Task Number	Task Title	References
850-001-2000(SL2)	Employ Accident Prevention Measures and Risk Mgt Process	STP 21-24-SMCT
850-001-3001(SL3)	Control Mission Safety Hazard	STP 21-24-SMCT
850-001-4001(SL4)	Integrate Risk Mgt Into Platoon	STP 21-24-SMCT

SUPPORTING COLLECTIVE TASKS: NONE**OPFOR TASKS AND STANDARDS**

TASK: Conduct Hasty Ambush (34-OPFOR-1003)

CONDITION: OPFOR element is moving in a concealed area when an enemy element is reported moving along an adjacent route.

STANDARD: The ambush site was prepared before the arrival of enemy element. The enemy force was surprised and casualties were inflicted within the designated kill zone. Delayed enemy march element from reaching its specified destination. Withdrew, on order, within two minutes of ambush initiation. Reported results of mission to headquarters.

TASK: Conduct Deliberate Ambush (34-OPFOR-1004)

CONDITION: OPFOR element is operating along an enemy major supply route. Intelligence has reported an enemy convoy approaching the element. Headquarters has ordered complete destruction of the march element. The march element is approximately fifteen minutes from the ambush point. OPFOR element possesses automatic weapons, anti-armor weapons, and command detonated mines.

STANDARD: Prepared ambush site before arrival of enemy convoy. Surprised enemy forces. Forced enemy march element to halt in kill zone. Killed, wounded, or captured enemy personnel and destroyed all vehicles and equipment. Consolidated and withdrew from the area on order. Results of the mission were reported to headquarters.

TASK: Conduct Sniper Operations (34-OPFOR-1005)

CONDITION: OPFOR element has received a sniper mission from headquarters. Snipers are assigned missions in the enemy rear area along major supply routes and near support sites.

STANDARD: Infiltrated enemy area of operations and set up a well concealed location. Vehicle drivers or personnel on foot were engaged with short bursts of semiautomatic fire. Selected targets were killed or wounded. Prevented position from being discovered and evacuated the area without being detected. Results of the operation were reported to OPFOR headquarters.

TASK: Attack (34-OPFOR-1010)

CONDITION: Enemy rear area support base has been located. PIR's and other intelligence requirements have been obtained by OPFOR patrols. Element has automatic and anti-armor weapons, and light mortars. Element is approximately the size of two platoons.

STANDARD: An attack plan was developed. An attack was initiated using a scheme of maneuver that exploited enemy flanks, gaps, and weaknesses. Covered and concealed routes were used to approach enemy areas. Employed indirect fire to support attack. Penetrated enemy defenses. Destroyed equipment and supplies, inflicted casualties, isolated the support base, and blocked reinforcements. The enemy unit was forced to displace.

TASK: Maintain Contact (34-OPFOR-1011)

CONDITION: OPFOR element is tactically engaged with enemy base defense forces. Enemy forces are withdrawing under pressure.

STANDARD: The enemy forces were engaged decisively. As the enemy withdrew, the unit or force advanced maintaining contact.

TASK: Engage with Indirect Fires (34-OPFOR-1033)

CONDITION: OPFOR unit or observation post is deployed observing a likely avenue of approach. Threat forces are conducting tactical movement along the avenue of approach. OPFOR has communications with supporting indirect fire assets.

STANDARD: Threat forces are detected without giving away OPFOR locations. Detected threat forces are engaged with indirect fires resulting in threat losses, suppression, or neutralization.

ELEMENT: 4 VOICE COLL TEAMS

TASK: Establish a Low-Level Voice Intercept Collection Site (34-5-0802)
 (FM 34-10) (FM 34-10-2) (FM 34-13)
 (FM 34-40-3) (FM 34-40-9)

ITERATION: 1 2 3 4 5 M (Circle)
COMMANDER/LEADER ASSESSMENT: T P U (Circle)

CONDITIONS: The low level voice intercept team has received a warning order to prepare/and deploy to support the intelligence requirements outlined in the OPORD's intelligence annex. The platoon headquarters has provided for the logistical support of the deploying team. Some iterations of this task should be performed in MOPP4.

TASK STANDARDS: Prepared the site, enabling the low level voice intercept team to conduct collection mission over the assigned area according to the platoon operations order or fragmentary order.

TASK STEPS AND PERFORMANCE MEASURES	GO	NO-GO
<ul style="list-style-type: none"> * 1. Conduct map reconnaissance of the area of operations. <ul style="list-style-type: none"> a. Locate the general site assigned by the supported unit. b. Locate all the target areas. c. Analyze the terrain to determine specific site employment ensuring line-of-site is maintained with target areas. * 2. Select specific collection site. The team leader selects primary, alternate, and supplementary sites by conducting ground reconnaissance of the specific location. The following factors should be considered in selecting primary, alternate, and supplementary sites: <ul style="list-style-type: none"> a. Means of insertion whether air, water, vehicle, or foot to collection site (34-5-0816/34-5-0817); b. Maximum coverage of the target area. (line-of-site to the target area); c. Access to routes for lateral, forward, and rearward movement; d. Lines of communication (for wire or radio) to the supported unit; e. Availability of cover and concealment; f. Coordination with adjacent units; g. Inform the analysis and control team of final site selection. 3. Establish security. <ul style="list-style-type: none"> a. Assign fighting positions to protect the site against threat. b. Perform security checks in and around the site. c. Position equipment to take advantage of natural concealment and cover. d. Camouflage equipment to prevent detection by enemy. e. Enforce light, noise, and litter discipline. 4. Establish line of sight with the supported unit. <ul style="list-style-type: none"> a. Communicate with supported unit. b. Notify friendly forces of team's presence. c. Identify logistical and defense requirements. 5. Set up system. 6. Perform operator and crew equipment adjustments. 7. Notify the platoon operations center and/or analysis and control team when team is operational. 		

TASK STEPS AND PERFORMANCE MEASURES	GO	NO-GO
9. Continue to improve field fortifications and camouflage as time allows.		

TASK PERFORMANCE / EVALUATION SUMMARY BLOCK							
ITERATION	1	2	3	4	5	M	TOTAL
TOTAL TASK STEPS EVALUATED							
TOTAL TASK STEPS "GO"							
TRAINING STATUS "GO"/"NO-GO"							

"*" indicates a leader task step.

SUPPORTING INDIVIDUAL TASKS

Task Number	Task Title	References
052-191-1361(SL1)	CAMOUFLAGE YOURSELF AND YOUR INDIVIDUAL EQUIPMENT	STP 21-1-SMCT
052-191-1362(SL1)	CAMOUFLAGE EQUIPMENT	STP 21-1-SMCT
071-326-0513(SL1)	Select Temporary Fighting Positions	STP 21-1-SMCT
071-326-0608(SL2)	Use Visual Signaling Techniques	STP 21-24-SMCT
071-326-5502(SL2)	Issue a Fragmentary Order	STP 21-24-SMCT
071-326-5503(SL2)	Issue a Warning Order	STP 21-24-SMCT
071-326-5703(SL1)	Construct Individual Fighting Positions	STP 21-1-SMCT
071-326-5705(SL2)	Establish an Observation Post	STP 21-24-SMCT
071-326-5775(SL4)	Coordinate with an Adjacent Platoon	STP 21-24-SMCT
071-326-5805(SL3)	Conduct a Route Reconnaissance Mission	STP 21-24-SMCT
071-329-1006(SL1)	Navigate from One Point on the Ground to Another Point While Dismounted	STP 21-1-SMCT
071-329-1019(SL2)	Use a Map Overlay	STP 21-24-SMCT
071-329-1030(SL1)	Navigate from One Point on the Ground to Another Point While Mounted	STP 21-1-SMCT
071-331-0815(SL1)	Practice Noise, Light, and Litter Discipline	STP 21-1-SMCT
071-331-1004(SL1)	Perform Duty as a Guard	STP 21-1-SMCT
071-332-5000(SL3)	Prepare an Operation Overlay	STP 21-24-SMCT
071-332-5021(SL3)	Prepare a Situation Map	STP 21-24-SMCT
071-410-0012(SL3)	Conduct Occupation of an Assembly Area	STP 21-24-SMCT
071-430-0002(SL2)	Conduct a Defense by a Squad	STP 21-24-SMCT
071-430-0006(SL4)	Conduct a Defense by a Platoon	STP 21-24-SMCT
071-720-0015(SL3)	Conduct an Area Reconnaissance by a Platoon	STP 21-24-SMCT
091-CLT-4029(SL2)	Supervise Preventive Maintenance Checks and Services (PMCS)	STP 21-24-SMCT
101-92Y-0006(SL2)	Inspect equipment for accountability, cleanliness, and serviceability	STP 21-24-SMCT
113-571-1023(SL1)	Prepare a Written Message in USMTF Format	STP 21-1-SMCT
113-600-2001(SL1)	Communicate Via a Tactical Telephone	STP 21-1-SMCT
113-637-2001(SL1)	Communicate via a Tactical Radio	STP 21-1-SMCT
191-376-4114(SL1)	Control Entry to and Exit From a Restricted Area	STP 21-1-SMCT
301-371-1000(SL1)	REPORT INTELLIGENCE INFORMATION	STP 21-1-SMCT
301-371-1050(SL1)	IMPLEMENT OPERATIONS SECURITY (OPSEC) MEASURES	STP 21-1-SMCT

SUPPORTING INDIVIDUAL TASKS

Task Number	Task Title	References
301-371-1052(SL1)	PROTECT CLASSIFIED INFORMATION AND MATERIAL	STP 21-1-SMCT
301-371-1150(SL3)	IDENTIFY INTELLIGENCE AND ELECTRONIC WARFARE (IEW) ASSETS	STP 21-24-SMCT
805C-PAD-1001(SL4)	Prepare a Standing Operating Procedure (SOP)	STP 21-24-SMCT
805C-PAD-2060(SL2)	Report Casualties	STP 21-24-SMCT
805C-PAD-2461(SL2)	Maintain Accountability of Personnel (Status Report)	STP 21-24-SMCT
805C-PAD-2472(SL2)	Prepare a Duty Roster	STP 21-24-SMCT
805C-PAD-3591(SL3)	Protect Classified Information and Materials	STP 21-24-SMCT
805C-PAD-3594(SL3)	Store Classified Information and Materials	STP 21-24-SMCT

SUPPORTING COLLECTIVE TASKS

Task Number	Task Title	References
34-5-0800	Establish an Electronic Support (ES) or Electronic Attack (EA) Site	ARTEP 34-113-12-MTP ARTEP 34-114-30-MTP ARTEP 34-144-30-MTP ARTEP 34-353-30-MTP ARTEP 34-355-MTP ARTEP 34-358-30-MTP ARTEP 34-388-30-MTP ARTEP 34-398-30-MTP ARTEP 34-398-31-MTP
34-5-0803	Conduct Voice Communications Intercept or Radio Direction Finding (RDF) Using the AN/PRD-12	ARTEP 34-113-12-MTP ARTEP 34-114-30-MTP ARTEP 34-144-30-MTP ARTEP 34-353-30-MTP ARTEP 34-355-MTP ARTEP 34-358-30-MTP ARTEP 34-388-30-MTP ARTEP 34-398-30-MTP ARTEP 34-398-31-MTP
34-5-0804	Conduct Voice Communications Intercept or Radio Direction Finding (RDF) Using the Prophet (AN/PRD-13(V)2)	ARTEP 34-117-30-MTP ARTEP 34-117-31-MTP ARTEP 34-144-30-MTP ARTEP 34-355-MTP
34-5-0816	Conduct Low-Level Voice Intercept Team Water Insertion Operations	ARTEP 34-355-MTP ARTEP 34-358-30-MTP ARTEP 34-398-30-MTP ARTEP 34-398-31-MTP
34-5-0817	Conduct Low-Level Voice Intercept Team Air Insertion Operations	ARTEP 34-355-MTP ARTEP 34-358-30-MTP ARTEP 34-398-30-MTP ARTEP 34-398-31-MTP

OPFOR TASKS AND STANDARDS

TASK: Disrupt Enemy Movement and Operations Using Tactical Nuclear Weapons (34-OPFOR-1002)

CONDITION: Orders have been received to use tactical nuclear weapons in the enemy's rear. Key locations have been identified.

STANDARD: Tactical nuclear missiles were delivered on target. Movement of equipment and supplies was disrupted or delayed to forward areas. Enemy equipment and supplies were destroyed. A high rate of nuclear casualties was inflicted among enemy troops.

TASK: Conduct Air Attacks (34-OPFOR-1006)

CONDITION: OPFOR elements in the rear area have forwarded the coordinates of enemy facilities/elements. OPFOR aircraft have been dispatched to attack enemy installations or convoys.

STANDARD: Support sites, command and control facilities, and/or convoys were located. Attack runs on designated targets were conducted. Enemy equipment, supplies, and vehicles were destroyed and enemy personnel were killed.

TASK: Gather Intelligence (34-OPFOR-1008)

CONDITION: OPFOR elements, operating in the rear area, are planning attacks on enemy bases. Information is needed before plans are finalized.

STANDARD: All Priority Intelligence Requests and other intelligence requirements were identified. Passed through any outpost, defensive wire, or warning device undetected. Moved to an observation point that offered cover and concealment and was close enough to gather required information. Gathered data, which answered intelligence requirements. Withdrew from area undetected. All information of value was reported to OPFOR headquarters.

TASK: Attack (34-OPFOR-1010)

CONDITION: Enemy rear area support base has been located. PIR's and other intelligence requirements have been obtained by OPFOR patrols. Element has automatic and anti-armor weapons, and light mortars. Element is approximately the size of two platoons.

STANDARD: An attack plan was developed. An attack was initiated using a scheme of maneuver that exploited enemy flanks, gaps, and weaknesses. Covered and concealed routes were used to approach enemy areas. Employed indirect fire to support attack. Penetrated enemy defenses. Destroyed equipment and supplies, inflicted casualties, isolated the support base, and blocked reinforcements. The enemy unit was forced to displace.

TASK: Conduct Hasty Ambush (34-OPFOR-1003)

CONDITION: OPFOR element is moving in a concealed area when an enemy element is reported moving along an adjacent route.

STANDARD: The ambush site was prepared before the arrival of enemy element. The enemy force was surprised and casualties were inflicted within the designated kill zone. Delayed enemy march element from reaching its specified destination. Withdrew, on order, within two minutes of ambush initiation. Reported results of mission to headquarters.

TASK: Conduct Raid (34-OPFOR-1009)

CONDITION: OPFOR element has occupied an objective rally point and has orders to conduct a raid on a rear area base.

STANDARD: Enemy forces were surprised. Assaulted enemy support base and accomplished assigned tasks. Specified equipment and supplies were destroyed. Decisive engagement was avoided. All personnel were withdrawn from the area within the prescribed time. The collected intelligence data satisfied the Priority Intelligence Requirements.

TASK: Maintain Contact (34-OPFOR-1011)

CONDITION: OPFOR element is tactically engaged with enemy base defense forces. Enemy forces are withdrawing under pressure.

STANDARD: The enemy forces were engaged decisively. As the enemy withdrew, the unit or force advanced maintaining contact.

TASK: Conduct Deliberate Ambush (34-OPFOR-1004)

CONDITION: OPFOR element is operating along an enemy major supply route. Intelligence has reported an enemy convoy approaching the element. Headquarters has ordered complete destruction of the march element. The march element is approximately fifteen minutes from the ambush point. OPFOR element possesses automatic weapons, anti-armor weapons, and command detonated mines.

STANDARD: Prepared ambush site before arrival of enemy convoy. Surprised enemy forces. Forced enemy march element to halt in kill zone. Killed, wounded, or captured enemy personnel and destroyed all vehicles and equipment. Consolidated and withdrew from the area on order. Results of the mission were reported to headquarters.

TASK: Conduct Electronic Warfare (34-OPFOR-1012)

CONDITION: OPFOR employs collection and direction finding assets (ground and air), to monitor and locate enemy forces.

STANDARD: The positions of enemy command, intelligence, and logistics units were located. The locations of the positions were forwarded to OPFOR headquarters. Jamming signals were used against enemy radio receivers. Enemy radio nets were monitored and all information of intelligence value was reported to OPFOR HQ.

TASK: Disrupt Enemy Movement and Operations Using Persistent and Non-Persistent Chemical Weapons (34-OPFOR-1001)

CONDITION: Conventional artillery weapons or aircraft are available to deliver chemical weapons. Routes and key bases in the rear area have been selected.

STANDARD: Chemical agents were delivered into targeted areas. The movement of enemy supplies and equipment to forward areas was delayed by disrupting command and control systems. Enemy movement was successfully channeled into predesignated ambush areas. Enemy supplies and equipment were contaminated. A high rate of casualties were inflicted on enemy forces.

ELEMENT: CI TEAM

TASK: Prepare for Counterintelligence Operations (34-5-0913)
(FM 34-60)

ITERATION: 1 2 3 4 5 M (Circle)

COMMANDER/LEADER ASSESSMENT: T P U (Circle)

CONDITIONS: The counterintelligence team is supporting a tactical unit and has received a mission tasking. An operations order, standing operating procedures, an Intelligence Annex, and a current threat assessment on the target area are available. Some iterations of this task should be performed in MOPP4.

TASK STANDARDS: Reviewed orders from higher headquarters, the Intelligence Annex, and the CI Estimate in preparation to conduct CI operations within the timelines given by operational headquarters. All actions were performed in accordance with the standing operating procedures and higher headquarters guidance.

TASK STEPS AND PERFORMANCE MEASURES	GO	NO-GO
<p>* 1. Team leader receives the mission tasking from operational headquarters.</p> <p>2. Review the operations order and standing operating procedures. Note: The operations order and standing operating procedures should first be reviewed by the team leader and then briefed to the rest of the team. Also, the entire team should be given an opportunity to review the two documents.</p> <ul style="list-style-type: none"> a. Obtain locations and assets of the friendly force. b. Obtain priority intelligence requirements. c. Obtain phases and planned movement. d. Obtain location of named areas of interest. e. Obtain rules of engagement. f. Obtain allied forces locations and their available assets. <p>3. Review Intelligence Annex B with emphasis on the CI Appendix.</p> <ul style="list-style-type: none"> a. Determine if there are any liaison requirements. b. Determine if there will be any screening and debriefing missions. c. Determine if it is safe to travel to the site where the team will operate. d. Determine if intelligence contingency funds or incentives will be available. e. Determine if CI Force protection Source Operations (CFSO) are feasible should it become necessary to run them. <p>4. Review the CI Estimate.</p> <ul style="list-style-type: none"> a. Review historical and regional data using a country study, newspapers, historical reports or any other sources available. <ul style="list-style-type: none"> (1) Geographic and ethnic factors. (2) Current and recent past political situation. (3) Current economic situation. (4) Religious factors and common customs. (5) Key biographies of military leaders, political leaders, insurgents/paramilitaries, and terrorist leaders. b. Review key host nation organizations located around the CI team's area of operations. <ul style="list-style-type: none"> (1) Military. (2) Political. (3) Insurgent/paramilitary. 		

TASK STEPS AND PERFORMANCE MEASURES	GO	NO-GO
(4) Relief. (5) Religious or ethnic. (6) Local law enforcement. 5. Develop map overlays using information from the CI Estimate and other data available. * 6. Team leader determines specific information requirements. * 7. Team leader determines what reports and products would normally be produced, where and how they will be sent, and if there is any required reporting frequency to higher headquarters.		

TASK PERFORMANCE / EVALUATION SUMMARY BLOCK							
ITERATION	1	2	3	4	5	M	TOTAL
TOTAL TASK STEPS EVALUATED							
TOTAL TASK STEPS "GO"							
TRAINING STATUS "GO"/"NO-GO"							

"*" indicates a leader task step.

SUPPORTING INDIVIDUAL TASKS

Task Number	Task Title	References
071-329-1019(SL2)	Use a Map Overlay	STP 21-24-SMCT
071-332-5000(SL3)	Prepare an Operation Overlay	STP 21-24-SMCT
113-637-2001(SL1)	Communicate via a Tactical Radio	STP 21-1-SMCT
181-105-1001(SL1)	Comply with the Law of War and the Geneva and Hague Conventions	STP 21-1-SMCT
181-105-2001(SL2)	Enforce the Law of War and the Geneva and Hague Conventions	STP 21-24-SMCT
181-105-2002(SL2)	Conduct Combat Operations According to the Law of War	STP 21-24-SMCT

SUPPORTING COLLECTIVE TASKS: NONE

OPFOR TASKS AND STANDARDS

TASK: Conduct Aerial Reconnaissance (34-OPFOR-1007)

CONDITION: OPFOR HQ requires intelligence on the location and identification of enemy elements. Aircraft is dispatched to take photographs and conduct a visual inspection of enemy area.

STANDARD: Located and photographed enemy positions in assigned sectors, to include: support and storage bases and command and control facilities. Visual checks were conducted when possible. The enemy was not engaged. Priority Intelligence Requests and other Information Requirements were reported to OPFOR HQ.

TASK: Disrupt Enemy Movement and Operations Using Tactical Nuclear Weapons (34-OPFOR-1002)

CONDITION: Orders have been received to use tactical nuclear weapons in the enemy's rear. Key locations have been identified.

STANDARD: Tactical nuclear missiles were delivered on target. Movement of equipment and supplies was disrupted or delayed to forward areas. Enemy equipment and supplies were destroyed. A high rate of nuclear casualties was inflicted among enemy troops.

SUPPORTING INDIVIDUAL TASKS

Task Number	Task Title	References
071-326-0515	SELECT A MOVEMENT ROUTE USING A MAP	STP 21-24-SMCT
071-329-1006(SL1)	Navigate from One Point on the Ground to Another Point While Dismounted	STP 21-1-SMCT
071-329-1011	ORIENT A MAP USING A COMPASS	STP 21-24-SMCT
071-329-1030(SL1)	Navigate from One Point on the Ground to Another Point While Mounted	STP 21-1-SMCT
091-CLT-3009(SL4)	Supervise Maintenance Operations	STP 21-24-SMCT
091-CLT-4029(SL2)	Supervise Preventive Maintenance Checks and Services (PMCS)	STP 21-24-SMCT
113-637-2001(SL1)	Communicate via a Tactical Radio	STP 21-1-SMCT

SUPPORTING COLLECTIVE TASKS: NONE**OPFOR TASKS AND STANDARDS**

TASK: Conduct Hasty Ambush (34-OPFOR-1003)

CONDITION: OPFOR element is moving in a concealed area when an enemy element is reported moving along an adjacent route.

STANDARD: The ambush site was prepared before the arrival of enemy element. The enemy force was surprised and casualties were inflicted within the designated kill zone. Delayed enemy march element from reaching its specified destination. Withdrew, on order, within two minutes of ambush initiation. Reported results of mission to headquarters.

TASK: Conduct Air Attacks (34-OPFOR-1006)

CONDITION: OPFOR elements in the rear area have forwarded the coordinates of enemy facilities/elements. OPFOR aircraft have been dispatched to attack enemy installations or convoys.

STANDARD: Support sites, command and control facilities, and/or convoys were located. Attack runs on designated targets were conducted. Enemy equipment, supplies, and vehicles were destroyed and enemy personnel were killed.

TASK: Conduct Aerial Reconnaissance (34-OPFOR-1007)

CONDITION: OPFOR HQ requires intelligence on the location and identification of enemy elements. Aircraft is dispatched to take photographs and conduct a visual inspection of enemy area.

STANDARD: Located and photographed enemy positions in assigned sectors, to include: support and storage bases and command and control facilities. Visual checks were conducted when possible. The enemy was not engaged. Priority Intelligence Requests and other Information Requirements were reported to OPFOR HQ.

TASK: Disrupt Enemy Movement and Operations Using Tactical Nuclear Weapons (34-OPFOR-1002)

CONDITION: Orders have been received to use tactical nuclear weapons in the enemy's rear. Key locations have been identified.

STANDARD: Tactical nuclear missiles were delivered on target. Movement of equipment and supplies was disrupted or delayed to forward areas. Enemy equipment and supplies were destroyed. A high rate of nuclear casualties was inflicted among enemy troops.

TASK: Conduct Raid (34-OPFOR-1009)

CONDITION: OPFOR element has occupied an objective rally point and has orders to conduct a raid on a rear area base.

STANDARD: Enemy forces were surprised. Assaulted enemy support base and accomplished assigned tasks. Specified equipment and supplies were destroyed. Decisive engagement was avoided. All personnel were withdrawn from the area within the prescribed time. The collected intelligence data satisfied the Priority Intelligence Requirements.

TASK: Conduct Deliberate Ambush (34-OPFOR-1004)

CONDITION: OPFOR element is operating along an enemy major supply route. Intelligence has reported an enemy convoy approaching the element. Headquarters has ordered complete destruction of the march element. The march element is approximately fifteen minutes from the ambush point. OPFOR element possesses automatic weapons, anti-armor weapons, and command detonated mines.

STANDARD: Prepared ambush site before arrival of enemy convoy. Surprised enemy forces. Forced enemy march element to halt in kill zone. Killed, wounded, or captured enemy personnel and destroyed all vehicles and equipment. Consolidated and withdrew from the area on order. Results of the mission were reported to headquarters.

TASK: Disrupt Enemy Movement and Operations Using Persistent and Non-Persistent Chemical Weapons (34-OPFOR-1001)

CONDITION: Conventional artillery weapons or aircraft are available to deliver chemical weapons. Routes and key bases in the rear area have been selected.

STANDARD: Chemical agents were delivered into targeted areas. The movement of enemy supplies and equipment to forward areas was delayed by disrupting command and control systems. Enemy movement was successfully channeled into predesignated ambush areas. Enemy supplies and equipment were contaminated. A high rate of casualties were inflicted on enemy forces.

ELEMENT: CI TEAM

TASK: Redeploy Counterintelligence Team (34-5-0916)
(FM 34-60)

ITERATION: 1 2 3 4 5 M (Circle)

COMMANDER/LEADER ASSESSMENT: T P U (Circle)

CONDITIONS: The counterintelligence team is deployed in support of a tactical unit, has completed their mission, and has received orders to redeploy to home station. Automated information equipment (CHATS, Individual Tactical Reporting Tool, etc.) and standing operating procedures are available. Some iterations of this task should be performed in MOPP4.

TASK STANDARDS: Backed up data, accounted for all equipment, and returned to home station with all equipment. Performed redeployment in accordance with the standing operating procedures and higher headquarters guidance.

TASK STEPS AND PERFORMANCE MEASURES	GO	NO-GO
<ul style="list-style-type: none"> * 1. Team leader supervises end of mission activities. <ul style="list-style-type: none"> a. Inform the team the mission has ended. b. Directs team to back up databases and files before shutting down equipment. 2. Conduct mission turnover with incoming team (if applicable). <ul style="list-style-type: none"> a. Brief incoming team on contacts, reports, requirements, and products they are required to produce. b. Transfer database information to incoming team's CHATS. * 3. Team redeploys. <ul style="list-style-type: none"> a. Team members verify balance of their intelligence contingency funds before leaving. b. Inventory all equipment at the site. c. Load all equipment onto their vehicles IAW load plans. d. Redeploy to home station IAW team leader's guidance. 4. Team conducts recovery operations upon arrival at home station. <ul style="list-style-type: none"> a. Reinventory equipment. b. Perform PMCS on equipment and vehicles. c. Store equipment IAW team leader's guidance. * 5. Team leader reports the team's status to the commander upon completion of recovery operations. <ul style="list-style-type: none"> a. Provide a back-brief to commander on mission accomplishment. 		

TASK PERFORMANCE / EVALUATION SUMMARY BLOCK							
ITERATION	1	2	3	4	5	M	TOTAL
TOTAL TASK STEPS EVALUATED							
TOTAL TASK STEPS "GO"							
TRAINING STATUS "GO"/"NO-GO"							

“*” indicates a leader task step.

SUPPORTING INDIVIDUAL TASKS

Task Number	Task Title	References
071-326-5805(SL3)	Conduct a Route Reconnaissance Mission	STP 21-24-SMCT
071-329-1030(SL1)	Navigate from One Point on the Ground to Another Point While Mounted	STP 21-1-SMCT
091-CLT-3009(SL4)	Supervise Maintenance Operations	STP 21-24-SMCT
091-CLT-4029(SL2)	Supervise Preventive Maintenance Checks and Services (PMCS)	STP 21-24-SMCT
101-92Y-0006(SL2)	Inspect equipment for accountability, cleanliness, and serviceability	STP 21-24-SMCT

SUPPORTING COLLECTIVE TASKS: NONE**OPFOR TASKS AND STANDARDS**

TASK: Conduct Hasty Ambush (34-OPFOR-1003)

CONDITION: OPFOR element is moving in a concealed area when an enemy element is reported moving along an adjacent route.

STANDARD: The ambush site was prepared before the arrival of enemy element. The enemy force was surprised and casualties were inflicted within the designated kill zone. Delayed enemy march element from reaching its specified destination. Withdrew, on order, within two minutes of ambush initiation. Reported results of mission to headquarters.

TASK: Conduct Air Attacks (34-OPFOR-1006)

CONDITION: OPFOR elements in the rear area have forwarded the coordinates of enemy facilities/elements. OPFOR aircraft have been dispatched to attack enemy installations or convoys.

STANDARD: Support sites, command and control facilities, and/or convoys were located. Attack runs on designated targets were conducted. Enemy equipment, supplies, and vehicles were destroyed and enemy personnel were killed.

TASK: Conduct Aerial Reconnaissance (34-OPFOR-1007)

CONDITION: OPFOR HQ requires intelligence on the location and identification of enemy elements. Aircraft is dispatched to take photographs and conduct a visual inspection of enemy area.

STANDARD: Located and photographed enemy positions in assigned sectors, to include: support and storage bases and command and control facilities. Visual checks were conducted when possible. The enemy was not engaged. Priority Intelligence Requests and other Information Requirements were reported to OPFOR HQ.

TASK: Disrupt Enemy Movement and Operations Using Tactical Nuclear Weapons (34-OPFOR-1002)

CONDITION: Orders have been received to use tactical nuclear weapons in the enemy's rear. Key locations have been identified.

STANDARD: Tactical nuclear missiles were delivered on target. Movement of equipment and supplies was disrupted or delayed to forward areas. Enemy equipment and supplies were destroyed. A high rate of nuclear casualties was inflicted among enemy troops.

TASK: Conduct Raid (34-OPFOR-1009)

CONDITION: OPFOR element has occupied an objective rally point and has orders to conduct a raid on a rear area base.

STANDARD: Enemy forces were surprised. Assaulted enemy support base and accomplished assigned tasks. Specified equipment and supplies were destroyed. Decisive engagement was avoided. All personnel were withdrawn from the area within the prescribed time. The collected intelligence data satisfied the Priority Intelligence Requirements.

TASK: Conduct Deliberate Ambush (34-OPFOR-1004)

CONDITION: OPFOR element is operating along an enemy major supply route. Intelligence has reported an enemy convoy approaching the element. Headquarters has ordered complete destruction of the march element. The march element is approximately fifteen minutes from the ambush point. OPFOR element possesses automatic weapons, anti-armor weapons, and command detonated mines.

STANDARD: Prepared ambush site before arrival of enemy convoy. Surprised enemy forces. Forced enemy march element to halt in kill zone. Killed, wounded, or captured enemy personnel and destroyed all vehicles and equipment. Consolidated and withdrew from the area on order. Results of the mission were reported to headquarters.

TASK: Disrupt Enemy Movement and Operations Using Persistent and Non-Persistent Chemical Weapons (34-OPFOR-1001)

CONDITION: Conventional artillery weapons or aircraft are available to deliver chemical weapons. Routes and key bases in the rear area have been selected.

STANDARD: Chemical agents were delivered into targeted areas. The movement of enemy supplies and equipment to forward areas was delayed by disrupting command and control systems. Enemy movement was successfully channeled into predesignated ambush areas. Enemy supplies and equipment were contaminated. A high rate of casualties were inflicted on enemy forces.

ELEMENT: GSR SQUAD

TASK: Break Contact (34-5-1117)
(FM 7-8)

(FM 34-2-1)

(FM 7-92)

ITERATION: 1 2 3 4 5 M (Circle)

COMMANDER/LEADER ASSESSMENT: T P U (Circle)

CONDITIONS: The team/squad is moving or stationary. The enemy fires on the team/squad. The team/squad leader orders the team/squad to break contact. Rules of engagement have been published. Some iterations of this task should be performed in MOPP4.

TASK STANDARDS: The team/squad moves to where the enemy can not observe or place direct fire on it. The team/squad continues follow-on operations. The US forces comply with the ROE.

TASK STEPS AND PERFORMANCE MEASURES	GO	NO-GO
<ul style="list-style-type: none"> * 1. The team/squad leader gives the order to break contact. <ul style="list-style-type: none"> a. Directs team member(s) in contact to support the disengagement of the remainder of personnel. b. Orders the movement of the remainder of the team/squad to a recognizable terrain feature or to the last rally point to establish a subsequent fire support area. 2. The base-of-fire element continues to suppress the threat. <ul style="list-style-type: none"> a. Maintains effective direct fire against specified targets. b. Uses indirect fire to suppress the threat and conceal movement. c. Uses smoke to conceal movement of friendly personnel (hand held or M203). 3. The movement element begins its disengagement. <ul style="list-style-type: none"> a. Uses fragmentation, concussion, and smoke grenades to conceal movement. b. Takes up the designated position and engages the threat position. * 4. The team/squad leader directs the base-of-fire element to move to its next location. <ul style="list-style-type: none"> a. Uses the appropriate movement technique based on the volume and accuracy of threat fire. b. Takes up the next designated position and engages the threat position. 5. The team/squad continues to bound away from the threat. <ul style="list-style-type: none"> a. Continues to suppress the threat as it breaks contact. b. Element continues bounding until it breaks contact or passes through a higher level support-by-fire position. c. Changes the direction of movement once contact is broken to reduce the ability of the threat to place effective indirect fire on the unit. d. Moves to the last designated rally point in the absence of a leader's instructions. * 6. The team/squad leader moves the team/squad to the final rally point. <ul style="list-style-type: none"> a. Accounts for personnel and equipment. b. Reorganizes as required in accordance with unit's tactical standing operating procedures. c. Reports to the platoon leader. 		

TASK PERFORMANCE / EVALUATION SUMMARY BLOCK							
ITERATION	1	2	3	4	5	M	TOTAL
TOTAL TASK STEPS EVALUATED							
TOTAL TASK STEPS "GO"							
TRAINING STATUS "GO"/"NO-GO"							

"*" indicates a leader task step.

SUPPORTING INDIVIDUAL TASKS

Task Number	Task Title	References
04-3306.01-0001	Control Movement Techniques	STP 21-II-MQS STP 21-I-MQS
061-283-6003(SL2)	ADJUST INDIRECT FIRE	STP 21-24-SMCT
071-008-0007(SL1)	Engage Targets with an M16A1 or M16A2 Rifle Using an AN/PAS-13 Series Thermal Sight	STP 21-1-SMCT
071-311-2025(SL1)	Maintain an M16A1 or M16A2 Rifle	STP 21-1-SMCT
071-311-2125(SL1)	Maintain an M203 Grenade Launcher	STP 21-1-SMCT
071-311-2127(SL1)	Load an M203 Grenade Launcher	STP 21-1-SMCT
071-311-2128(SL1)	Unload an M203 Grenade Launcher	STP 21-1-SMCT
071-311-2129(SL1)	Correct Malfunctions of an M203 Grenade Launcher	STP 21-1-SMCT
071-311-2130(SL1)	Engage Targets with an M203 Grenade Launcher	STP 21-1-SMCT
071-312-3007(SL1)	Prepare a Range Card for an M60 Machine Gun	STP 21-1-SMCT
071-312-3025(SL1)	Maintain an M60 Machine Gun	STP 21-1-SMCT
071-312-3027(SL1)	Load an M60 Machine Gun	STP 21-1-SMCT
071-312-3028(SL1)	Unload an M60 Machine Gun	STP 21-1-SMCT
071-312-3031(SL1)	Engage Targets with an M60 Machine Gun	STP 21-1-SMCT
071-315-2308(SL1)	Engage Targets with an M16A1 or M16A2 Rifle Using a Night Vision Sight AN/PVS-4	STP 21-1-SMCT
071-325-4401(SL1)	Perform Safety Checks on Hand Grenades	STP 21-1-SMCT
071-325-4407(SL1)	Employ Hand Grenades	STP 21-1-SMCT
071-326-0502(SL1)	Move Under Direct Fire	STP 21-1-SMCT
071-326-0503(SL1)	Move Over, Through, or Around Obstacles (Except Minefields)	STP 21-1-SMCT
071-326-0510(SL1)	React to Indirect Fire While Dismounted	STP 21-1-SMCT
071-326-0513(SL1)	Select Temporary Fighting Positions	STP 21-1-SMCT
071-326-0515	SELECT A MOVEMENT ROUTE USING A MAP	STP 21-24-SMCT
071-326-5775(SL4)	Coordinate with an Adjacent Platoon	STP 21-24-SMCT
071-326-5805(SL3)	Conduct a Route Reconnaissance Mission	STP 21-24-SMCT
071-329-1006(SL1)	Navigate from One Point on the Ground to Another Point While Dismounted	STP 21-1-SMCT
101-92Y-0006(SL2)	Inspect equipment for accountability, cleanliness, and serviceability	STP 21-24-SMCT
181-105-1001(SL1)	Comply with the Law of War and the Geneva and Hague Conventions	STP 21-1-SMCT
181-105-2001(SL2)	Enforce the Law of War and the Geneva and Hague Conventions	STP 21-24-SMCT

SUPPORTING INDIVIDUAL TASKS

Task Number	Task Title	References
181-105-2002(SL2)	Conduct Combat Operations According to the Law of War	STP 21-24-SMCT
805C-PAD-2461(SL2)	Maintain Accountability of Personnel (Status Report)	STP 21-24-SMCT

SUPPORTING COLLECTIVE TASKS: NONE**OPFOR TASKS AND STANDARDS**

TASK: Disrupt Enemy Movement and Operations Using Tactical Nuclear Weapons (34-OPFOR-1002)

CONDITION: Orders have been received to use tactical nuclear weapons in the enemy's rear. Key locations have been identified.

STANDARD: Tactical nuclear missiles were delivered on target. Movement of equipment and supplies was disrupted or delayed to forward areas. Enemy equipment and supplies were destroyed. A high rate of nuclear casualties was inflicted among enemy troops.

TASK: Disrupt Enemy Movement and Operations Using Persistent and Non-Persistent Chemical Weapons (34-OPFOR-1001)

CONDITION: Conventional artillery weapons or aircraft are available to deliver chemical weapons. Routes and key bases in the rear area have been selected.

STANDARD: Chemical agents were delivered into targeted areas. The movement of enemy supplies and equipment to forward areas was delayed by disrupting command and control systems. Enemy movement was successfully channeled into predesignated ambush areas. Enemy supplies and equipment were contaminated. A high rate of casualties were inflicted on enemy forces.

TASK: Conduct Deliberate Ambush (34-OPFOR-1004)

CONDITION: OPFOR element is operating along an enemy major supply route. Intelligence has reported an enemy convoy approaching the element. Headquarters has ordered complete destruction of the march element. The march element is approximately fifteen minutes from the ambush point. OPFOR element possesses automatic weapons, anti-armor weapons, and command detonated mines.

STANDARD: Prepared ambush site before arrival of enemy convoy. Surprised enemy forces. Forced enemy march element to halt in kill zone. Killed, wounded, or captured enemy personnel and destroyed all vehicles and equipment. Consolidated and withdrew from the area on order. Results of the mission were reported to headquarters.

TASK: Conduct Hasty Ambush (34-OPFOR-1003)

CONDITION: OPFOR element is moving in a concealed area when an enemy element is reported moving along an adjacent route.

STANDARD: The ambush site was prepared before the arrival of enemy element. The enemy force was surprised and casualties were inflicted within the designated kill zone. Delayed enemy march element from reaching its specified destination. Withdrew, on order, within two minutes of ambush initiation. Reported results of mission to headquarters.

TASK: Conduct Sniper Operations (34-OPFOR-1005)

CONDITION: OPFOR element has received a sniper mission from headquarters. Snipers are assigned missions in the enemy rear area along major supply routes and near support sites.

STANDARD: Infiltrated enemy area of operations and set up a well concealed location. Vehicle drivers or personnel on foot were engaged with short bursts of semiautomatic fire. Selected targets were killed or wounded. Prevented position from being discovered and evacuated the area without being detected. Results of the operation were reported to OPFOR headquarters.

TASK: Conduct Air Attacks (34-OPFOR-1006)

CONDITION: OPFOR elements in the rear area have forwarded the coordinates of enemy facilities/elements. OPFOR aircraft have been dispatched to attack enemy installations or convoys.

STANDARD: Support sites, command and control facilities, and/or convoys were located. Attack runs on designated targets were conducted. Enemy equipment, supplies, and vehicles were destroyed and enemy personnel were killed.

TASK: Attack (34-OPFOR-1010)

CONDITION: Enemy rear area support base has been located. PIR's and other intelligence requirements have been obtained by OPFOR patrols. Element has automatic and anti-armor weapons, and light mortars. Element is approximately the size of two platoons.

STANDARD: An attack plan was developed. An attack was initiated using a scheme of maneuver that exploited enemy flanks, gaps, and weaknesses. Covered and concealed routes were used to approach enemy areas. Employed indirect fire to support attack. Penetrated enemy defenses. Destroyed equipment and supplies, inflicted casualties, isolated the support base, and blocked reinforcements. The enemy unit was forced to displace.

TASK: Maintain Contact (34-OPFOR-1011)

CONDITION: OPFOR element is tactically engaged with enemy base defense forces. Enemy forces are withdrawing under pressure.

STANDARD: The enemy forces were engaged decisively. As the enemy withdrew, the unit or force advanced maintaining contact.

ELEMENTS: COMPANY HEADQUARTERS
 SVC PLT HQ
 COLL & JAM PLT HQ
 OPS SPT PLT HQ
 ACE HEADQUARTERS
 COMPANY

TASK: Perform Deployment Alert Activities (63-2-8001.34-0001)
 (FM 100-17) (HANDBOOK REF 97-1)

ITERATION: 1 2 3 4 5 M (Circle)
COMMANDER/LEADER ASSESSMENT: T P U (Circle)

CONDITIONS: The unit is at a normal state of deployment readiness and receives a warning order to prepare for overseas deployment. The charge of quarters or first sergeant has notified the commander of the warning order. The unit movement plan, recall plan, security plan, unit and higher headquarters access rosters, and current maps are available. The unit has a unit movement officer and alternate, main body personnel, advance party personnel, seaport of embarkation team, equipment reception team, packing and crating team, weighing and marking team, rail loading team, and supercargoes have been designated by the commander. The unit is deploying as part of a higher headquarters deployment. Alert notification activities are performed day or night under all environmental conditions. Some iterations of this task should be performed in MOPP4.

TASK STANDARDS: Unit personnel were recalled in accordance with the recall plan and were present or accounted for. Briefings were conducted for unit personnel and deployment teams in accordance with the movement plan. Security was established in accordance with the security plan.

TASK STEPS AND PERFORMANCE MEASURES	GO	NO-GO
<p>* 1. Commander supervises deployment alert notification activities.</p> <ul style="list-style-type: none"> a. Directs the charge of quarters or first sergeant to implement the recall plan. b. Coordinates with higher headquarters commander for guidance concerning deployment requirements. c. Briefs company leaders on deployment and mission requirements. d. Directs unit movement officer to update movement plan, deployment standing operating procedures, and marshaling plans. e. Assigns additional and/or replacement personnel to deployment teams. f. Monitors security of unit area for compliance with security plan. g. Monitors recall of unit personnel to ensure recall time standards are met and personnel accountability is accomplished. h. Submits reports to higher headquarters in accordance with recall plan, security plan, movement plan, and deployment operations order. i. Briefs higher headquarters commander and staff on status of deployment alert activities. <p>2. Unit headquarters performs recall personnel accountability functions.</p> <ul style="list-style-type: none"> a. Initiates recall procedures. b. Sets up central check-in. c. Checks personnel as they arrive, to ensure only personnel listed on access rosters enter the unit area. d. Annotates recall roster to indicate personnel are present for duty as they arrive. e. Computes percent present-for-duty. f. Briefs commander on present-for-duty status as recall progresses. 		

TASK STEPS AND PERFORMANCE MEASURES	GO	NO-GO
g. Terminates control check-in point when 100 percent of unit is present or accounted for. * 3. Unit movement officer assembles deployment teams. a. Identifies unit deployment team requirements by reviewing movement plan. b. Confirms personnel are available for designated deployment teams. c. Requests commander assign additional and/or replacement deployment team members, if required. d. Briefs deployment teams on their duties and responsibilities. e. Briefs commander on status of deployment teams. * 4. Supervise unit elements alert activities. a. Monitor arrival of unit element personnel to ensure all personnel are accounted for. b. Supervise establishment of security of assigned area. c. Brief personnel on deployment. * 5. Section chiefs and/or team leaders supervise alert activities. a. Inspect personnel as they arrive to ensure all have required clothing and personal gear. b. Inspect alert bags to ensure all personal gear is present and serviceable. c. Assign personnel to security posts. d. Brief unit element leaders on alert status. 6. Perform recall activities. a. Relay alert notification. b. Report to duty unit headquarters in accordance with recall plan. c. Repair or replace personal gear, as required. d. Perform security functions. e. Provide dependents with information on deployment.		

TASK PERFORMANCE / EVALUATION SUMMARY BLOCK							
ITERATION	1	2	3	4	5	M	TOTAL
TOTAL TASK STEPS EVALUATED							
TOTAL TASK STEPS "GO"							
TRAINING STATUS "GO"/"NO-GO"							

"*" indicates a leader task step.

SUPPORTING INDIVIDUAL TASKS

Task Number	Task Title	References
071-331-1004(SL1)	Perform Duty as a Guard	STP 21-1-SMCT
101-92Y-0006(SL2)	Inspect equipment for accountability, cleanliness, and serviceability	STP 21-24-SMCT
301-371-1050(SL1)	IMPLEMENT OPERATIONS SECURITY (OPSEC) MEASURES	STP 21-1-SMCT
805C-PAD-1245(SL4)	Support Unit And Family Readiness Through The Army Family Team Building (AFTB) Program	STP 21-24-SMCT
805C-PAD-2461(SL2)	Maintain Accountability of Personnel (Status Report)	STP 21-24-SMCT

SUPPORTING INDIVIDUAL TASKS

Task Number	Task Title	References
805C-PAD-4357(SL4)	Manage Subordinate Soldier's Deployment Requirements	STP 21-24-SMCT
850-001-2000(SL2)	Employ Accident Prevention Measures and Risk Mgt Process	STP 21-24-SMCT
850-001-3001(SL3)	Control Mission Safety Hazard	STP 21-24-SMCT
850-001-4001(SL4)	Integrate Risk Mgt Into Platoon	STP 21-24-SMCT

SUPPORTING COLLECTIVE TASKS: NONE

OPFOR TASKS AND STANDARDS: NONE

ELEMENTS: COMPANY HEADQUARTERS
 COMPANY
 SVC PLT HQ
 COLL & JAM PLT HQ
 OPS SPT PLT HQ
 ACE HEADQUARTERS

TASK: Perform Personnel and Administrative Predeployment Activities (63-2-8002.34-0001)
 (FM 100-17)

ITERATION: 1 2 3 4 5 M (Circle)
COMMANDER/LEADER ASSESSMENT: T P U (Circle)

CONDITIONS: The unit has activated the recall plan. Unit personnel are accounted for and are prepared for predeployment processing. S1 has provided a soldier readiness processing schedule to the commander. The unit has coordinated with the S1 for assistance. Transportation is available to move the unit. The deployment standing operating procedures, movement plan, family assistance plan, and higher headquarters deployment operations order are available. The unit is deploying as part of a higher headquarters deployment. Soldier readiness processing activities are performed day or night under all environmental conditions. Some iterations of this task should be performed in MOPP4.

TASK STANDARDS: Predeployment personnel and administrative activities were accomplished in accordance with the movement plan, deployment operations order, S1 soldier readiness processing schedule, and commander's guidance.

TASK STEPS AND PERFORMANCE MEASURES	GO	NO-GO
<p>* 1. Direct personnel and administrative Preparation for Overseas Movement (POM) activities.</p> <ul style="list-style-type: none"> a. Provide POM processing schedule to the unit movement officer/NCO. b. Direct the XO/1SG to publish a company POM processing schedule based on the S1 POM processing schedule. c. Forward list of nondeployable personnel to the higher headquarters staff element. d. Direct personnel to complete POM processing activities. e. Direct personnel to secure privately owned vehicles and personal property. f. Direct XO to prepare briefing for dependents. g. Direct XO to update family assistance plan. h. Request higher headquarters staff personnel appoint Class A pay agents during deployment. i. Coordinate with higher headquarters staff element to close out unit fund account. j. Brief battalion commander on status of POM activities. <p>2. Company headquarters processes POM records.</p> <ul style="list-style-type: none"> a. Delivers unit POM records to POM processing site. b. Verifies all deploying personnel have processed. c. Returns POM records to company headquarters. d. Delivers POM records to battalion rear detachment prior to departure. <p>3. Company headquarters performs personnel replacement functions.</p> <ul style="list-style-type: none"> a. Identifies nondeployable personnel by reviewing monthly unit status report, first sergeant daily report, and POM processing results. 		

TASK STEPS AND PERFORMANCE MEASURES	GO	NO-GO
<ul style="list-style-type: none"> b. Coordinates with higher headquarters staff element for replacement personnel. c. Recommends assignment of replacement personnel to commander. d. Assigns replacement personnel in accordance with commander's instructions. e. Updates the family assistance plan. <p>4. Company headquarters monitors company POM activities.</p> <ul style="list-style-type: none"> a. Publishes company POM processing schedule based on movement plan, S1 POM processing schedule, and commander's guidance. b. Distributes company POM processing schedule to platoons and sections. c. Monitors POM processing to ensure activities are completed. d. Coordinates with higher headquarters staff element for additional POM processing. e. Briefs commander on POM processing status. <p>* 5. Supervise personnel and administrative POM activities.</p> <ul style="list-style-type: none"> a. Designate personnel to assist contact teams in POM processing activities. b. Direct personnel to complete POM processing. c. Coordinate with the unit movement officer/NCO, if necessary, for additional POM processing. d. Coordinate personnel replacement with company headquarters. e. Monitor securing of privately owned vehicles and personal property for compliance with movement plan and commander's instructions. f. Brief personnel on family assistance plan. g. Brief commander on results of POM processing. <p>6. Perform POM activities.</p> <ul style="list-style-type: none"> a. Perform POM contact team functions. b. Complete POM processing activities. c. Secure privately owned vehicles and personal property in accordance with movement plan and commander's instructions. 		

TASK PERFORMANCE / EVALUATION SUMMARY BLOCK							
ITERATION	1	2	3	4	5	M	TOTAL
TOTAL TASK STEPS EVALUATED							
TOTAL TASK STEPS "GO"							
TRAINING STATUS "GO"/"NO-GO"							

"*" indicates a leader task step.

SUPPORTING INDIVIDUAL TASKS

Task Number	Task Title	References
805C-PAD-1245(SL4)	Support Unit And Family Readiness Through The Army Family Team Building (AFTB) Program	STP 21-24-SMCT
805C-PAD-4357(SL4)	Manage Subordinate Soldier's Deployment Requirements	STP 21-24-SMCT
850-001-2000(SL2)	Employ Accident Prevention Measures and Risk Mgt Process	STP 21-24-SMCT
850-001-3001(SL3)	Control Mission Safety Hazard	STP 21-24-SMCT
850-001-4001(SL4)	Integrate Risk Mgt Into Platoon	STP 21-24-SMCT

ARTEP 34-144-30-MTP

SUPPORTING COLLECTIVE TASKS: NONE

OPFOR TASKS AND STANDARDS: NONE

TASK PERFORMANCE / EVALUATION SUMMARY BLOCK							
ITERATION	1	2	3	4	5	M	TOTAL
TOTAL TASK STEPS EVALUATED							
TOTAL TASK STEPS "GO"							
TRAINING STATUS "GO"/"NO-GO"							

"*" indicates a leader task step.

SUPPORTING INDIVIDUAL TASKS

Task Number	Task Title	References
850-001-2000(SL2)	Employ Accident Prevention Measures and Risk Mgt Process	STP 21-24-SMCT
850-001-3001(SL3)	Control Mission Safety Hazard	STP 21-24-SMCT
850-001-4001(SL4)	Integrate Risk Mgt Into Platoon	STP 21-24-SMCT

SUPPORTING COLLECTIVE TASKS: NONE

OPFOR TASKS AND STANDARDS: NONE

ELEMENTS: COMPANY HEADQUARTERS
COMPANY

TASK: Perform Predeployment Supply Activities (63-2-8004.34-0001)
(FM 100-17)

ITERATION: 1 2 3 4 5 M (Circle)

COMMANDER/LEADER ASSESSMENT: T P U (Circle)

CONDITIONS: The unit is preparing for deployment to an overseas site. Basic loads of ammunition, rations, equipment identified to accompany troops, and repair parts are available. The unit movement plan, tactical standing operating procedures, and higher headquarters deployment operations order are available. The unit is deploying as part of a higher headquarters deployment. Predeployment supply activities are performed day or night under all environmental conditions. Some iterations of this task should be performed in MOPP4.

TASK STANDARDS: Predeployment supply activities were accomplished in accordance with the movement plan, tactical standing operating procedures, and commander's guidance.

TASK STEPS AND PERFORMANCE MEASURES	GO	NO-GO
<p>* 1. Commander directs predeployment supply activities.</p> <ul style="list-style-type: none"> a. Identifies float and/or replacement equipment and additional supply requirements on the movement plan deployment supply list based on the deployment operations order; mission, enemy, troops, terrain-time available, and civilian consideration; and coordination with higher headquarters staff personnel. b. Coordinates with higher headquarters staff element for issue of additional supplies. c. Coordinates with higher headquarters staff element for issue of float and/or replacement equipment. d. Directs unit leaders to provide supply and equipment requests to supply sergeant. e. Directs supply sergeant to request required supplies and equipment. f. Briefs higher headquarters commander and higher headquarters staff personnel on supply status. <p>2. Unit elements perform predeployment supply activities.</p> <ul style="list-style-type: none"> a. Identify shortages of supplies and equipment by conducting inventories and inspections. b. Inventory soldier's personal belongings designated to remain in the unit area. c. Secure personal belongings remaining in the unit area. d. Submit requests for supplies and equipment to supply sergeant. e. Issue individual basic loads. <p>3. Unit headquarters provides supply support.</p> <ul style="list-style-type: none"> a. Submits requests to servicing supply support to speed up feasible arrival date on all mission essential equipment requisitions already in the system. b. Coordinates with the S4 for additional DoD activity address codes to be requested, as needed, for the rear detachment and deploying detachments. c. Submits changes of the "ship-to" address for the unit DoD activity address code to the servicing supply support activity, to ensure correct routing of requested supplies to the unit's deployment address. 		

TASK STEPS AND PERFORMANCE MEASURES	GO	NO-GO
d. Submits requests for issue of personal clothing and equipment to S4 in accordance with AR 700-84. e. Submits request for basic loads and required supplies and equipment to S4. f. Submits request for eyeglasses, inserts, and hearing aids, if required, to the S4. g. Requests supplies to support movement operations (blocking, bracing, packing, crating, tie-down, dunnage, and pallet covers). h. Draws basic loads in accordance with S4 instructions. i. Coordinates with S4 to resolve outstanding requisitions. j. Coordinates with commander or S4 for transportation and materials handling equipment support to pick-up, issue, and/or pack deployment supplies. k. Inspects float and/or replacement equipment for serviceability. l. Signs for float and/or replacement equipment. m. Issues supplies and equipment. n. Secures unissued supplies and equipment. o. Turns-in equipment, supplies, and hazardous material to appropriate facility. p. Prepares hand receipt annex and/or transfer documentation for unit property being transferred. q. Prepares backup of all automated supply systems prior to deployment. r. Briefs commander on deployment supply status.		

TASK PERFORMANCE / EVALUATION SUMMARY BLOCK							
ITERATION	1	2	3	4	5	M	TOTAL
TOTAL TASK STEPS EVALUATED							
TOTAL TASK STEPS "GO"							
TRAINING STATUS "GO"/"NO-GO"							

"*" indicates a leader task step.

SUPPORTING INDIVIDUAL TASKS

Task Number	Task Title	References
850-001-2000(SL2)	Employ Accident Prevention Measures and Risk Mgt Process	STP 21-24-SMCT
850-001-3001(SL3)	Control Mission Safety Hazard	STP 21-24-SMCT
850-001-4001(SL4)	Integrate Risk Mgt Into Platoon	STP 21-24-SMCT

SUPPORTING COLLECTIVE TASKS: NONE

OPFOR TASKS AND STANDARDS: NONE

ELEMENTS: COMPANY
 COMPANY HEADQUARTERS
 SVC PLT HQ
 COLL & JAM PLT HQ
 OPS SPT PLT HQ
 ACE HEADQUARTERS

TASK: Perform Predeployment Maintenance Activities (63-2-8005.34-0001)
 (FM 100-17)

ITERATION: 1 2 3 4 5 M (Circle)
COMMANDER/LEADER ASSESSMENT: T P U (Circle)

CONDITIONS: The unit is preparing for deployment to an overseas site. Sufficient time exists for the unit to conduct predeployment maintenance activities. A motor officer has been designated by the commander. Required tools, equipment, and personnel are available. Maintenance support teams are available in the unit maintenance area. The movement plan, maintenance standing operating procedures, and higher headquarters deployment operations order are available. The unit is deploying as part of a higher headquarters deployment. Predeployment maintenance is performed day or night under all environmental conditions.

NOTE: Reserve Component specific tasks and performance measures are annotated (reserve component). Some iterations of this task should be performed in MOPP4.

TASK STANDARDS: Predeployment maintenance was accomplished in accordance with the maintenance standing operating procedures and commander's guidance.

TASK STEPS AND PERFORMANCE MEASURES	GO	NO-GO
<ul style="list-style-type: none"> * 1. Commander directs predeployment maintenance activities. <ul style="list-style-type: none"> a. Monitors maintenance activities for compliance with the maintenance standing operating procedures and commander's guidance. b. Approves the use of controlled exchange when required repair parts are not available. c. Checks material condition status report for accuracy and completeness. d. Forwards material condition status report to the S4. e. Coordinates with S4 for maintenance support. f. Alerts supporting army maintenance support activity supervisor of deployment and timeline to enable shifting priority of support to unit equipment (reserve component) g. Prioritizes internal repair of vehicles and equipment. h. Enforces safety procedures. i. Enforces environmental stewardship procedures. * 2. Motor officer and/or motor sergeant supervise predeployment maintenance activities. <ul style="list-style-type: none"> a. Coordinate with the equipment concentration site supervisor to recover unit vehicles from equipment concentration site (reserve component). b. Direct unit personnel to inspect and pick up vehicles from the equipment concentration site for return to the unit (reserve component). 		

TASK STEPS AND PERFORMANCE MEASURES	GO	NO-GO
<ul style="list-style-type: none"> c. Identify unit operational readiness levels by reviewing vehicle and equipment status reports, preventive maintenance checks and services, and predeployment maintenance checks. d. Prepare material condition status report in accordance with AR 220-1 and AR 700-138. e. Submit current material condition status report to commander. f. Submit request for Maintenance Support Teams (MSTs) to commander. g. Submit request for controlled exchanges to commander for approval. h. Designate unit maintenance personnel to assist MSTs in accordance with maintenance standing operating procedures, S4, and commander's instructions. i. Direct calibration of tools. j. Verify Prescribed Load List (PLL) inventory by conducting spot checks. k. Submit request for PLL replenishment to S4. l. Verify completion of repairs by reviewing maintenance records. m. Coordinate with S4 to identify status of vehicles and equipment in support maintenance. n. Coordinate with S4 to evacuate nondeployable vehicles and equipment to support maintenance. o. Verify unit member's civilian and military driver's licenses and equipment for validation and reissue. p. Prepare a backup of all automated maintenance systems prior to deployment. q. Brief the commander on maintenance status of vehicles and equipment. r. Enforce safety procedures. s. Enforce environmental stewardship procedures. <p>3. Maintenance unit performs field maintenance activities.</p> <ul style="list-style-type: none"> a. Calibrates tools. b. Inspects equipment in accordance with appropriate operator and organizational maintenance technical manuals. c. Records all deficiencies on equipment inspection worksheets. d. Corrects unit-level maintenance deficiencies. e. Corrects direct support level maintenance deficiencies. f. Requests required repair parts. g. Repairs equipment in accordance with applicable technical manual(s). h. Requests approval for controlled exchange from higher headquarters for required repair parts that were not available. i. Performs controlled exchange in accordance with instructions from higher headquarters. j. Performs final inspection to ensure quality control of repairs. k. Conducts inventory of PLL to confirm shortages in accordance with supported unit PLL listing. l. Submits request for PLL replenishment to servicing supply support activity. m. Performs technical inspections of float and/or replacement equipment in accordance with appropriate technical manuals and manufacturer's instructions. n. Releases equipment to appropriate elements. o. Employs safety procedures. p. Employs environmental stewardship procedures. <p>4. Unit headquarters conducts transactions with MSTs.</p> <ul style="list-style-type: none"> a. Identifies vehicles and equipment that require MST support. 		

TASK STEPS AND PERFORMANCE MEASURES	GO	NO-GO
<ul style="list-style-type: none"> b. Prepares required documentation for submission to MST. c. Delivers vehicles and equipment to MST. d. Picks up equipment from MST upon notification of completed repairs. e. Notifies owning element to pick up vehicles and equipment. <p>* 5. Supervise predeployment operator maintenance activities.</p> <ul style="list-style-type: none"> a. Monitor performance of preventive maintenance checks and services and predeployment maintenance for compliance with maintenance standing operating procedures, appropriate technical manual, and commander's guidance. b. Inspect vehicles, weapons, and equipment to ensure compliance with maintenance standing operating procedures, appropriate technical manual, and commander's guidance. c. Provide input for material condition status report to maintenance control section. d. Enforce safety procedures. e. Enforce environmental stewardship procedures. <p>6. Perform predeployment operator maintenance.</p> <ul style="list-style-type: none"> a. Perform preventive maintenance checks and services in accordance with appropriate technical manual(s). b. Notify supervisor of maintenance problems beyond operator's capabilities. c. Employ safety procedures. d. Employ environmental stewardship procedures. 		

TASK PERFORMANCE / EVALUATION SUMMARY BLOCK							
ITERATION	1	2	3	4	5	M	TOTAL
TOTAL TASK STEPS EVALUATED							
TOTAL TASK STEPS "GO"							
TRAINING STATUS "GO"/"NO-GO"							

"*" indicates a leader task step.

SUPPORTING INDIVIDUAL TASKS

Task Number	Task Title	References
091-CLT-3009(SL4)	Supervise Maintenance Operations	STP 21-24-SMCT
091-CLT-4029(SL2)	Supervise Preventive Maintenance Checks and Services (PMCS)	STP 21-24-SMCT
850-001-2000(SL2)	Employ Accident Prevention Measures and Risk Mgt Process	STP 21-24-SMCT
850-001-3001(SL3)	Control Mission Safety Hazard	STP 21-24-SMCT
850-001-4001(SL4)	Integrate Risk Mgt Into Platoon	STP 21-24-SMCT

SUPPORTING COLLECTIVE TASKS: NONE

OPFOR TASKS AND STANDARDS: NONE

ELEMENTS: COLL & JAM PLT HQ
 OPS SPT PLT HQ
 COMPANY HEADQUARTERS
 SVC PLT HQ
 COMPANY
 ACE HEADQUARTERS

TASK: Prepare Vehicles and Equipment for Deployment (63-2-8006.34-0001)
 (FM 100-17) (HANDBOOK REF 97-1)

ITERATION: 1 2 3 4 5 M (Circle)
COMMANDER/LEADER ASSESSMENT: T P U (Circle)

CONDITIONS: The unit receives a movement directive to deploy to an overseas site. A railhead is available on the installation. Packing and crating; weighing and loading; and rail loading teams have been designated. The movement directive, movement plan, deployment standing operating procedures, and deployment operations order are available. The unit has officers or noncommissioned officers appointed as unit movement officer and alternate unit movement officer. The unit is deploying as part of a higher headquarters deployment. Equipment preparation is performed day or night under all environmental conditions. Some iterations of this task should be performed in MOPP4.

TASK STANDARDS: Vehicles and equipment to be deployed were prepared for deployment and loaded for movement to the aerial/seaport of embarkation in accordance with the deployment standing operating procedures, movement plan, and commander's guidance.

TASK STEPS AND PERFORMANCE MEASURES	GO	NO-GO
<p>* 1. Commander directs vehicle and equipment preparation activities.</p> <ul style="list-style-type: none"> a. Identifies vehicles, equipment, and supplies to be deployed based on movement directive; movement plan; deployment operations order; higher headquarters commander's guidance; and mission, enemy, troops, terrain-time available and civilian consideration. b. Identifies personnel, equipment, and vehicles scheduled to move to the aerial/seaport of embarkation by road or rail by reviewing movement plan and higher headquarters commander's guidance. c. Designates a unit marshalling area. d. Designates storage areas for equipment not to be deployed. e. Coordinates with S4 for disposition of equipment not to be deployed or stored by the unit. f. Provides unit leaders with disposition instructions for equipment not being deployed. g. Coordinates with S4 for transportation support to the aerial/seaport of embarkation. h. Inspects area to ensure all excess vehicles, equipment, and supplies have been turned-in or placed in a designated holding area. i. Notifies higher headquarters S2/S3 when vehicles and containers are loaded and ready to move. <p>* 2. Unit Movement Officer (UMO) supervises vehicle and equipment preparation activities.</p> <ul style="list-style-type: none"> a. Updates Automated Unit Equipment List (AUEL) to reflect vehicles, equipment, and supplies to be deployed based on physical inventory and commander's guidance. 		

TASK STEPS AND PERFORMANCE MEASURES	GO	NO-GO
<p>b. Updates AUDEL to reflect actual weights based on results of weighing and any dimensions beyond those listed in current technical publications for equipment table of organization and equipment line item number/index number.</p> <p>c. Inputs updated AUDEL into the installation transportation office or field movement control element transportation coordinator automated command and control information system station.</p> <p>NOTE: When verified by the UMO, the updated AUDEL becomes the deployment equipment list produced by the transportation coordinator automated command and control information system.</p> <p>d. Provides Unit Movement Coordinator (UMC) and/or S4 with information on oversize and overweight vehicles, equipment, and cargo requiring special handling.</p> <p>e. Coordinates with UMC for deployment equipment list, blocking, bracing, packing, crating, and tie-down material requirements lists; vehicle/rail loading plans and schedules; special hauling permit requests; military shipping labels; and convoy clearance requests produced by the transportation coordinator automated command and control information system.</p> <p>f. Coordinates with S4 for radio frequency tags for in-transit visibility of sensitive/classified cargo.</p> <p>g. Coordinates with S4 for packing materials, weighing scales, material handling equipment, containers, inserts, pallets, and other equipment preparation and loading materials.</p> <p>h. Coordinates with S4 for customs inspection per unit standing operating procedures.</p> <p>i. Provides unit leaders with deployment forms, shipping labels, and documents.</p> <p>j. Coordinates container pick-up with higher headquarters staff element.</p> <p>k. Provides special instructions to packing and crating teams.</p> <p>l. Provides container packing schedule to unit leaders.</p> <p>m. Identifies transportation support requirements by reviewing movement plan and current vehicle status reports.</p> <p>n. Coordinates with S4 for movement of vehicles and equipment to rail loading site.</p> <p>o. Provides rail loading plan to rail loading team chief.</p> <p>p. Provides rail loading team proper tools to conduct rail load out.</p> <p>q. Coordinates with UMC for port call message and verification of movement plan aerial/seaport of embarkation requirements and procedures.</p> <p>r. Conducts risk assessment considering factors such as time, duration, and cargo to ensure the mission is completed safely.</p> <p>s. Briefs commander on status of preparation of vehicles and equipment for deployment.</p> <p>* 3. Unit leaders supervise preparation of unit elements for deployment.</p> <p>a. Verify adequate space has been allowed for personnel items and secondary loads by reviewing loading plans.</p> <p>b. Revise loading plans.</p> <p>c. Monitor packing and loading for compliance with deployment standing operating procedures, movement plan, and UMO's instructions.</p> <p>d. Inspect area to ensure all equipment to be deployed has been packed and/or loaded.</p> <p>e. Inspect area to ensure all excess vehicles, equipment, and supplies have been turned-in or placed in a designated holding area.</p>		

TASK STEPS AND PERFORMANCE MEASURES	GO	NO-GO
<p>f. Inspect internal loads to ensure loads are secure and in compliance with loading plans.</p> <p>g. Notify UMO of any load plan revisions.</p> <p>* 4. UMO maintains an up-to-date AUDEL.</p> <p>a. Conducts physical inventory of vehicles and equipment to be deployed to verify accuracy of AUDEL.</p> <p>b. Revises AUDEL.</p> <p>c. Submits AUDEL changes to UMC.</p> <p>5. Packing and crating teams prepare equipment for deployment.</p> <p>a. Pack containers in accordance with load plans, deployment equipment list, and UMO's instructions.</p> <p>b. Pack hazardous materials in accordance with deployment standing operating procedures, UMO's instructions, and applicable publications.</p> <p>c. Prepare container packing lists and shipping documents in accordance with UMO's instructions, and applicable publications.</p> <p>d. Distribute container packing lists and shipping documents in accordance with UMO's instructions, and applicable publications.</p> <p>e. Place military shipping labels and designated markings on containers in accordance with movement plan, deployment standing operating procedures, and UMO's instructions.</p> <p>f. Assist container pick-up crew in loading operations.</p> <p>g. Employ safety procedures.</p> <p>h. Employ environmental stewardship protective procedures.</p> <p>6. Prepare vehicles, equipment, and personal gear for deployment.</p> <p>a. Place equipment not being deployed in designated storage area in accordance with movement plan and commander's instructions.</p> <p>b. Turn-in excess vehicles, equipment, and supplies to supply sergeant in accordance with deployment standing operating procedures and/or commander's instructions.</p> <p>c. Pack personal gear in accordance with movement plan.</p> <p>d. Mark and/or tag vehicles, equipment, and personal gear in accordance with deployment standing operating procedures, movement plan, and UMO's instructions.</p> <p>e. Place military shipping labels on vehicles and equipment in accordance with movement plan and UMO's instructions.</p> <p>f. Move equipment to be packed in containers, to the container packing area.</p> <p>g. Load vehicles in accordance with deployment standing operating procedures, movement plan, load plans, and UMO's instructions.</p> <p>h. Move vehicles to designated area for marshaling or rail loading site.</p> <p>i. Employ safety procedures.</p> <p>7. Weighing and marking team weighs and marks vehicles for deployment.</p> <p>a. Sets up weighing and marking area in designated area.</p> <p>b. Guides vehicles onto scales as they arrive.</p> <p>c. Identifies vehicle gross weight.</p> <p>d. Identifies vehicle axle weights (air movement only).</p> <p>e. Computes vehicle center of balance based on axle weights (air movement only).</p> <p>f. Marks center of balance on vehicles in accordance with FM 55-12 (air movement only).</p> <p>g. Reports gross weights for each deploying vehicle to UMO.</p> <p>h. Tears down weighing and marking area.</p>		

TASK STEPS AND PERFORMANCE MEASURES	GO	NO-GO
<p>i. Returns vehicle weighing scales in accordance with UMO or owning facility officials' instructions.</p> <p>* 8. Rail loading team officer/noncommissioned officer in charge supervises rail loading activities.</p> <p>a. Conducts safety briefing for all unit personnel at the rail loading site.</p> <p>b. Coordinates with UMO for rail loading plans.</p> <p>c. Coordinates with installation UMC to identify special rail loading requirements.</p> <p>d. Verifies the presence of all rail guards by conducting roll call.</p> <p>e. Verifies the presence of manifested vehicles and equipment by conducting physical inventory.</p> <p>f. Inspects vehicles and equipment for military shipping labels and proper markings.</p> <p>g. Provides a cargo manifest to conductor.</p> <p>h. Notifies commander when rail loading is complete.</p> <p>i. Enforces safety procedures.</p> <p>j. Enforces environmental stewardship protection procedures.</p> <p>9. Rail loading team performs rail loading.</p> <p>a. Stages vehicles in accordance with rail loading plan.</p> <p>b. Loads vehicles and equipment on railcars in accordance with rail loading plan and UMO's instructions.</p> <p>c. Secures vehicles and equipment in accordance with rail loading plan and UMO's instructions.</p> <p>d. Notifies rail loading team chief when rail loading is complete.</p> <p>e. Employs safety procedures.</p> <p>f. Employs environmental stewardship procedures.</p>		

TASK PERFORMANCE / EVALUATION SUMMARY BLOCK							
ITERATION	1	2	3	4	5	M	TOTAL
TOTAL TASK STEPS EVALUATED							
TOTAL TASK STEPS "GO"							
TRAINING STATUS "GO"/"NO-GO"							

“*” indicates a leader task step.

SUPPORTING INDIVIDUAL TASKS

Task Number	Task Title	References
551-88N-0002(SL2)	Prepare for Unit Movement	STP 21-24-SMCT
551-88N-0003(SL4)	Plan Unit Move	STP 21-24-SMCT
551-88N-0004(SL3)	Coordinate Unit Movement	STP 21-24-SMCT
850-001-2000(SL2)	Employ Accident Prevention Measures and Risk Mgt Process	STP 21-24-SMCT
850-001-3001(SL3)	Control Mission Safety Hazard	STP 21-24-SMCT
850-001-4001(SL4)	Integrate Risk Mgt Into Platoon	STP 21-24-SMCT

SUPPORTING COLLECTIVE TASKS: NONE

ARTEP 34-144-30-MTP

OPFOR TASKS AND STANDARDS: NONE

- ELEMENTS:** COMPANY
 COMPANY HEADQUARTERS
 SVC PLT HQ
 COLL & JAM PLT HQ
 OPS SPT PLT HQ
 ACE HEADQUARTERS

TASK: Prepare Unit for Nontactical Move (63-2-8007.34-0001)
 (FM 55-30) (FM 55-10) (HANDBOOK REF 97-1)

ITERATION: 1 2 3 4 5 M (Circle)
COMMANDER/LEADER ASSESSMENT: T P U (Circle)

CONDITIONS: The unit receives a movement directive to move to the aerial/seaport of embarkation for deployment to an overseas site. Routes, scheduled halts, and logistics and administrative support are available in accordance with the movement plan. Higher headquarters has an advanced party at the aerial/seaport of embarkation and the advance party has conducted a route reconnaissance. The convoy, serial, and march commanders have been designated. Security for the move has been coordinated. The movement directive, movement plan, port call message, load plans, and strip maps are available. Vehicles are loaded and staged for movement in a designated area. The unit has an officer/noncommissioned officer appointed as unit movement officer and alternate unit movement officer. The unit is deploying as part of a higher headquarters deployment. Preparation for movement is performed day or night under all environmental conditions. Some iterations of this task should be performed in MOPP4.

TASK STANDARDS: Unit was ready to cross the start point no later than the time prescribed in the movement directive.

TASK STEPS AND PERFORMANCE MEASURES	GO	NO-GO
<p>* 1. Unit movement officer supervises preparation for movement to Aerial/Seaport of Embarkation (A/SPOE).</p> <ul style="list-style-type: none"> a. Coordinates with higher headquarters staff personnel to verify movement plan information for accuracy. b. Computes travel time and distance from proposed start point to release point. c. Compares travel time and start time to verify company will arrive at A/SPOE in accordance with port call message. d. Inspects vehicles and equipment for proper markings, and military shipping labels in accordance with FM 55-9, FM 55-12, movement plan, and current instructions. e. Notifies higher headquarters staff element that unit is ready to move using Force XXI Battle Command Brigade & Below (FBCB2), radio, telephone, or messenger. f. Briefs commander on preparations for movement. <p>2. Unit prepares vehicles and equipment for movement to A/SPOE.</p> <ul style="list-style-type: none"> a. Performs before-operations preventive maintenance checks and services on all vehicles and equipment. b. Corrects maintenance discrepancies within the operator's capabilities in accordance with applicable technical manual. c. Reports all maintenance deficiencies beyond operator's capability to immediate supervisor. d. Corrects loading deficiencies in accordance with loading plan. 		

TASK STEPS AND PERFORMANCE MEASURES	GO	NO-GO
<ul style="list-style-type: none"> e. Recomputes vehicle center of balance (APOE only). f. Re-marks center of balance on vehicle (APOE only). g. Marks vehicles for movement to A/SPOE in accordance with FM 55-12, FM 55-30, movement order, and unit movement officer's instructions. h. Places military shipping labels on vehicles and equipment in accordance with movement plan and unit movement officer's instructions. i. Employs safety procedures. <p>* 3. Convoy, serial, and march commanders and leaders organize convoy for movement to A/SPOE.</p> <ul style="list-style-type: none"> a. Assign vehicle positions with the heavier, slower vehicles placed first. b. Assign FBCB2 equipped vehicles as control vehicles. c. Assign recovery vehicle(s) positions, where they can move to disabled vehicles without disrupting convoy movement. d. Assign sufficient number of recovery vehicles and mechanics to trail party. e. Coordinate trail maintenance party with minimum quantities of petroleum, oil, lubricant supplies, and Class IX authorized stockage level/prescribed load list parts to support the convoy. f. Provide vehicle position listing with location of all vehicles to the trail party leader. g. Open FBCB2 and radio net(s) as specified in the movement plan. <p>* 4. Convoy, serial, and march commanders and leaders conduct premovement inspections.</p> <ul style="list-style-type: none"> a. Inspect personnel and their equipment for compliance with movement directive, movement plan, and commander's instructions. b. Inspect organizational equipment for accountability and serviceability. c. Inspect vehicles, trailers, and loads for serviceability, proper stowing, and security. d. Forward personnel and equipment status to unit headquarters and S2/S3. <p>* 5. Convoy commander conducts briefings for convoy personnel.</p> <ul style="list-style-type: none"> a. Provides strip maps to each vehicle driver. b. Briefs convoy chain of command. c. Briefs convoy route. d. Prescribes the rate of march and catch-up speeds. e. Briefs vehicle intervals. f. Identifies scheduled halts. g. Briefs safety, accident, and break-down procedures. h. Identifies location of maintenance support. i. Provides location and identification of destination. j. Briefs arm/hand signals, radio frequencies, and call signs. <p>6. Unit prepares to cross start point.</p> <ul style="list-style-type: none"> a. Stages vehicles for convoy in accordance with convoy commander's instructions. b. Notifies march commander vehicles are ready to cross start point for convoy to A/SPOE using FBCB2, movement tracking system, radio, or messenger. 		

TASK PERFORMANCE / EVALUATION SUMMARY BLOCK							
ITERATION	1	2	3	4	5	M	TOTAL
TOTAL TASK STEPS EVALUATED							
TOTAL TASK STEPS "GO"							
TRAINING STATUS "GO"/"NO-GO"							

"**" indicates a leader task step.

SUPPORTING INDIVIDUAL TASKS

Task Number	Task Title	References
071-329-1030(SL1)	Navigate from One Point on the Ground to Another Point While Mounted	STP 21-1-SMCT
091-CLT-3009(SL4)	Supervise Maintenance Operations	STP 21-24-SMCT
091-CLT-4029(SL2)	Supervise Preventive Maintenance Checks and Services (PMCS)	STP 21-24-SMCT
101-92Y-0006(SL2)	Inspect equipment for accountability, cleanliness, and serviceability	STP 21-24-SMCT
191-379-4407(SL2)	PLAN CONVOY SECURITY OPERATIONS	STP 21-24-SMCT
191-379-4412(SL2)	PLAN STRAGGLER CONTROL OPERATIONS	STP 21-24-SMCT
551-721-4326(SL4)	PERFORM DUTIES AS CONVOY COMMANDER	STP 21-24-SMCT
551-88M-0001(SL3)	Lead a Convoy Serial/March Unit	STP 21-24-SMCT
551-88M-0005(SL1)	Operate a Vehicle in a Convoy	STP 21-1-SMCT
551-88N-0002(SL2)	Prepare for Unit Movement	STP 21-24-SMCT
551-88N-0003(SL4)	Plan Unit Move	STP 21-24-SMCT
551-88N-0004(SL3)	Coordinate Unit Movement	STP 21-24-SMCT
850-001-2000(SL2)	Employ Accident Prevention Measures and Risk Mgt Process	STP 21-24-SMCT
850-001-3001(SL3)	Control Mission Safety Hazard	STP 21-24-SMCT
850-001-4001(SL4)	Integrate Risk Mgt Into Platoon	STP 21-24-SMCT

SUPPORTING COLLECTIVE TASKS: NONE

OPFOR TASKS AND STANDARDS

TASK: Conduct Air Attacks (34-OPFOR-1006)

CONDITION: OPFOR elements in the rear area have forwarded the coordinates of enemy facilities/elements. OPFOR aircraft have been dispatched to attack enemy installations or convoys.

STANDARD: Support sites, command and control facilities, and/or convoys were located. Attack runs on designated targets were conducted. Enemy equipment, supplies, and vehicles were destroyed and enemy personnel were killed.

- ELEMENTS:** COMPANY
 COMPANY HEADQUARTERS
 SVC PLT HQ
 COLL & JAM PLT HQ
 OPS SPT PLT HQ
 ACE HEADQUARTERS

TASK: Conduct Nontactical Road March (63-2-8008.34-0001)
 (FM 55-10) (FM 55-30) (HANDBOOK REF 97-1)

ITERATION: 1 2 3 4 5 (Circle)
COMMANDER/LEADER ASSESSMENT: T P U (Circle)

CONDITIONS: Time specified to cross start point for convoy to aerial/seaport of embarkation has arrived. All equipment to be moved by convoy is loaded and vehicles are positioned for departure. The route of march is identified and has been traveled by a reconnaissance party. The convoy, serial, and march commanders have been designated. All weight, height, and width restrictions along route of march have been verified. Coordination for rest stops, convoy support facilities, and personnel and maintenance support has been accomplished. A security element has been assigned. Release point is within the aerial/seaport of embarkation marshalling area. Convoy operations may be performed during daylight or darkness. Force XXI battle command brigade & below system, radio, and visual signals are used for march column control. The movement plan and deployment operations order are available. Map and overlays with checkpoints, start point, release point, and critical points are available. Column may conduct halts during movement. This task should not be trained in MOPP4.

TASK STANDARDS: Start point, checkpoints, and release point were crossed at times specified in the movement plan or at times adjusted on the road movement table by the convoy commander.

TASK STEPS AND PERFORMANCE MEASURES	GO	NO-GO
<ul style="list-style-type: none"> * 1. Convoy commander initiates convoy. <ul style="list-style-type: none"> a. Directs lead vehicle to cross start point at specified time. b. Verifies vehicles have crossed the start point. c. Forwards crossing report to S2/S3 when unit elements have crossed the start point. * 2. Convoy commander reports convoy information to higher headquarters staff using Force XXI Battle Command Brigade & Below (FBCB2) or radio. <ul style="list-style-type: none"> a. Forwards checkpoint(s) clearance report as they are crossed. b. Employs current signal operating instructions/signal supplemental instructions in all transmissions. * 3. Convoy commander enforces march discipline using FBCB2 or radio. <ul style="list-style-type: none"> a. Places directional guides at all critical intersections along route. b. Assumes position(s) along march route that provides command presence at critical turns or other points of decision. c. Enforces all movement policies defined in the movement plan, with emphasis on formation, distances, speeds, passing procedures, and halts. d. Adjusts formation distances and speed consistent with roads and speed limits. e. Enforces security measures to protect equipment and cargo during halts. f. Communicates to unit leaders and operators, by radio or proper visual signals, any violations of march discipline or changes to current orders. 4. Employ march discipline. 		

TASK STEPS AND PERFORMANCE MEASURES	GO	NO-GO
<ul style="list-style-type: none"> a. Maintain designated march speed specified in movement plan or as prescribed by the convoy commander. b. Maintain proper vehicle interval as specified in movement plan or as adjusted by the convoy, serial, or march commander. c. Obey vehicle driving regulations and safe driving procedures based on conditions. d. Cross all check points as scheduled. e. React correctly to convoy, serial, or march commander's arm/hand signals. <p>5. Conduct scheduled halt(s).</p> <ul style="list-style-type: none"> a. Stop column at prescribed time and location. b. Report scheduled halt to higher headquarters staff element using FBCB2 or radio. c. Perform during-operation preventive maintenance checks and services on vehicles. d. Inspect vehicle loads for safety and security. e. Begin departure at specified time in the movement plan or convoy commander's instructions. f. Report resumption of march to higher headquarters staff element using FBCB2 or radio. <p>6. Conduct unscheduled halt(s).</p> <ul style="list-style-type: none"> a. Alert march column with prescribed arm/hand signal. b. Report halt and circumstances to higher headquarters staff element. c. Resume march as soon as reason for halt is rectified. d. Report resumption of march to higher headquarters staff element using FBCB2 or radio. <p>7. Trail party recovers disabled vehicle.</p> <ul style="list-style-type: none"> a. Inspects disabled vehicle for reparability. b. Repairs disabled vehicle, when possible. c. Reports vehicle status to convoy commander using FBCB2 or radio. d. Tows disabled vehicle to applicable maintenance facility or destination based on convoy commander's instructions. <p>* 8. Convoy commander monitors unit crossing release point.</p> <ul style="list-style-type: none"> a. Verifies lead vehicle has crossed release point at specified time. b. Verifies the vehicles have crossed release point. c. Forwards situation report to higher headquarters staff element using FBCB2 or radio. 		

TASK PERFORMANCE / EVALUATION SUMMARY BLOCK							
ITERATION	1	2	3	4	5		TOTAL
TOTAL TASK STEPS EVALUATED							
TOTAL TASK STEPS "GO"							
TRAINING STATUS "GO"/"NO-GO"							

“*” indicates a leader task step.

SUPPORTING INDIVIDUAL TASKS

Task Number	Task Title	References
071-329-1030(SL1)	Navigate from One Point on the Ground to Another Point While Mounted	STP 21-1-SMCT
091-CLT-3009(SL4)	Supervise Maintenance Operations	STP 21-24-SMCT
091-CLT-4029(SL2)	Supervise Preventive Maintenance Checks and Services (PMCS)	STP 21-24-SMCT
113-637-2001(SL1)	Communicate via a Tactical Radio	STP 21-1-SMCT
191-376-4110(SL2)	Provide In-Transit Security	STP 21-24-SMCT
191-379-4407(SL2)	PLAN CONVOY SECURITY OPERATIONS	STP 21-24-SMCT
191-379-4412(SL2)	PLAN STRAGGLER CONTROL OPERATIONS	STP 21-24-SMCT
551-721-4326(SL4)	PERFORM DUTIES AS CONVOY COMMANDER	STP 21-24-SMCT
551-88M-0001(SL3)	Lead a Convoy Serial/March Unit	STP 21-24-SMCT
551-88M-0005(SL1)	Operate a Vehicle in a Convoy	STP 21-1-SMCT
850-001-2000(SL2)	Employ Accident Prevention Measures and Risk Mgt Process	STP 21-24-SMCT
850-001-3001(SL3)	Control Mission Safety Hazard	STP 21-24-SMCT
850-001-4001(SL4)	Integrate Risk Mgt Into Platoon	STP 21-24-SMCT

SUPPORTING COLLECTIVE TASKS: NONE**OPFOR TASKS AND STANDARDS**

TASK: Conduct Air Attacks (34-OPFOR-1006)

CONDITION: OPFOR elements in the rear area have forwarded the coordinates of enemy facilities/elements. OPFOR aircraft have been dispatched to attack enemy installations or convoys.

STANDARD: Support sites, command and control facilities, and/or convoys were located. Attack runs on designated targets were conducted. Enemy equipment, supplies, and vehicles were destroyed and enemy personnel were killed.

TASK: Conduct Aerial Reconnaissance (34-OPFOR-1007)

CONDITION: OPFOR HQ requires intelligence on the location and identification of enemy elements. Aircraft is dispatched to take photographs and conduct a visual inspection of enemy area.

STANDARD: Located and photographed enemy positions in assigned sectors, to include: support and storage bases and command and control facilities. Visual checks were conducted when possible. The enemy was not engaged. Priority Intelligence Requests and other Information Requirements were reported to OPFOR HQ.

ELEMENTS: COMPANY
 COMPANY HEADQUARTERS
 SVC PLT HQ

TASK: Perform Sea Port of Embarkation Activities for Deployment (63-2-8009.34-0001)
 (FM 100-17) (FM 55-50) (HANDBOOK REF 97-1)

ITERATION: 1 2 3 4 5 M (Circle)

COMMANDER/LEADER ASSESSMENT: T P U (Circle)

CONDITIONS: The unit's wheeled-vehicle convoy crosses the release point and is in the Seaport of Embarkation (SPOE) marshalling area. The commander has designated a unit liaison team, unit SPOE team and OIC. Higher headquarters, supporting installation, and port commander representatives have been notified of the unit's arrival. Port support activity officials have requested unit vehicle operators' assistance in offloading unit vehicles deployed to the SPOE by rail. The railhead is located in the SPOE area of operations and the unit's equipment has arrived. Transportation, maintenance, and logistics support is available. The movement plan, deployment standing operating procedures, marshalling area plan, and deployment operations order are available. The unit has a unit movement officer and alternate. The unit is deploying as part of a higher headquarters deployment. SPOE activities are performed day or night under all environmental conditions.

NOTE: The SPOE team is a group of personnel designated by the unit commander to accompany unit equipment to the port and prepare it to be turned-in to the port support activity. The SPOE team OIC is often the unit movement officer. Some iterations of this task should be performed in MOPP4.

TASK STANDARDS: Seaport of embarkation activities were performed in accordance with movement plan and higher headquarters staff and port support activity officials' instructions.

TASK STEPS AND PERFORMANCE MEASURES	GO	NO-GO
* 1. Commander or Seaport of Embarkation (SPOE) team OIC directs activities. <ul style="list-style-type: none"> a. Directs team to perform after-operation preventive maintenance checks and services of vehicles upon arrival in the SPOE marshalling area. b. Identifies transportation requirements for return to unit area. c. Coordinates with supporting installation officials for transportation, maintenance, and logistics support. d. Coordinates with port support activity officials to verify SPOE movement schedules, procedures, and requirements. e. Briefs team leaders on SPOE movement schedules, procedures, and requirements. f. Briefs unit movement officer on point of contact for maintenance support. g. Directs team to offload and inspect equipment arriving by rail. h. Coordinates with port support activity to identify number of supercargoes authorized and point of contact for supercargoes. i. Inspects supercargoes to ensure they are prepared for sea movement, to include proper orders and equipment. j. Briefs supercargoes on boarding schedule, responsibilities, and point of contact during sea movement. k. Conducts acceptance inspection of vehicles, equipment, and cargo. l. Directs team to correct deficiencies noted during port support activity acceptance inspection. m. Transfers custody of vehicles, equipment, and cargo to SPOE officials. n. Briefs the higher headquarters commander on status of SPOE activities. 		

TASK STEPS AND PERFORMANCE MEASURES	GO	NO-GO
<p>2. Supercargoes perform SPOE activities.</p> <ul style="list-style-type: none"> a. Report to port commander's representative. b. Perform SPOE activities in accordance with port commander's instructions. c. Coordinate with vessel point of contact for instructions on responsibilities and accommodations. d. Load baggage. e. Board ship. f. Employ safety procedures. <p>* 3. Unit movement officer coordinates SPOE activities.</p> <ul style="list-style-type: none"> a. Coordinates with port support activity officials to verify loading sequence of vehicles and equipment (ship stow plan). b. Monitors port support activity acceptance inspection of vehicles and cargo to determine deficiencies. c. Coordinates with maintenance support POC for disposition of excess fuel, petroleum, oil, lubricant products, and maintenance support. d. Inspects military shipping labels and markings on vehicles and equipment for compliance with deployment standard operating procedures and port support activity officials' instructions. e. Coordinates with port support activity officials to correct deficiencies in military shipping labels and markings on vehicles and equipment. f. Briefs commander and/or SPOE team OIC on status of SPOE activities. <p>* 4. Unit movement officer coordinates rail offloading.</p> <ul style="list-style-type: none"> a. Coordinates with port support activity officials and intermediate command unit movement officer for rail offloading schedule and requirements. b. Designates personnel to assist in rail offloading activities. c. Briefs personnel designated to perform rail offloading activities on schedule and requirements. d. Supervises rail offloading activities. e. Assumes custody of equipment deployed by rail by signing appropriate shipping documents. f. Notifies SPOE team leaders equipment deployed by rail has arrived in the marshalling area. g. Briefs commander/SPOE team OIC on status of rail offloading activities. <p>5. SPOE team performs rail offloading operations.</p> <ul style="list-style-type: none"> a. Reports to the railhead. b. Offloads equipment from railcars. c. Moves equipment to SPOE. d. Employs safety procedures. e. Employs environmental stewardship procedures. <p>6. SPOE team performs SPOE marshalling area maintenance.</p> <ul style="list-style-type: none"> a. Performs after operation preventive maintenance checks and services. b. Notifies supervisor of maintenance problems beyond operator's capability. c. Checks vehicles, cargo, and personal gear for completeness, damage, proper markings, and compliance with loading plans. d. Conducts final preparation of vehicles and equipment. e. Adjusts vehicle fuel levels in accordance with port support activity officials' instructions. f. Turns in excess fuel and petroleum, oil, and lubricant products. g. Verifies placement of placards, labels, and certification documents on hazardous material. h. Corrects deficiencies on vehicles, cargo, and personal gear. 		

TASK STEPS AND PERFORMANCE MEASURES	GO	NO-GO
<ul style="list-style-type: none"> i. Moves to SPOE staging area. j. Employs safety procedures. k. Employs environmental stewardship procedures. <p>* 7. SPOE team leaders supervise final preparation of vehicles, equipment, cargo, and personal gear for deployment.</p> <ul style="list-style-type: none"> a. Inspect military shipping labels and markings on vehicles, cargo, and equipment for compliance with port call message. b. Inspect vehicles and cargo to ensure deficiencies noted during acceptance inspection have been corrected. c. Coordinate for maintenance assistance. d. Enforce safety procedures. e. Enforce environmental stewardship procedures. <p>8. SPOE team performs final preparation of vehicles, equipment, cargo, and personal gear for deployment.</p> <ul style="list-style-type: none"> a. Moves vehicles and equipment to SPOE staging area. b. Stages vehicles for loading. c. Corrects deficiencies in military shipping labels and markings on vehicles and equipment. d. Drives vehicles to call forward area. e. Employs safety procedures. f. Employs environmental stewardship procedures. <p>* 9. Unit movement officer updates transportation documentation.</p> <ul style="list-style-type: none"> a. Verifies deployment equipment list by conducting physical inspection of equipment. b. Updates deployment equipment list. c. Verifies the presence of supercargoes by conducting roll call. d. Updates supercargo manifest. <p>10. SPOE team returns to unit area.</p> <ul style="list-style-type: none"> a. Assembles personnel for return to unit area. b. Reports to transportation loading area. c. Loads baggage on vehicles. d. Boards transportation to return to unit. 		

TASK PERFORMANCE / EVALUATION SUMMARY BLOCK							
ITERATION	1	2	3	4	5	M	TOTAL
TOTAL TASK STEPS EVALUATED							
TOTAL TASK STEPS "GO"							
TRAINING STATUS "GO"/"NO-GO"							

"*" indicates a leader task step.

SUPPORTING INDIVIDUAL TASKS

Task Number	Task Title	References
101-92Y-0006(SL2)	Inspect equipment for accountability, cleanliness, and serviceability	STP 21-24-SMCT
551-88N-0002(SL2)	Prepare for Unit Movement	STP 21-24-SMCT
551-88N-0004(SL3)	Coordinate Unit Movement	STP 21-24-SMCT

SUPPORTING INDIVIDUAL TASKS

Task Number	Task Title	References
850-001-2000(SL2)	Employ Accident Prevention Measures and Risk Mgt Process	STP 21-24-SMCT
850-001-3001(SL3)	Control Mission Safety Hazard	STP 21-24-SMCT
850-001-4001(SL4)	Integrate Risk Mgt Into Platoon	STP 21-24-SMCT

SUPPORTING COLLECTIVE TASKS: NONE

OPFOR TASKS AND STANDARDS

TASK: Conduct Air Attacks (34-OPFOR-1006)

CONDITION: OPFOR elements in the rear area have forwarded the coordinates of enemy facilities/elements. OPFOR aircraft have been dispatched to attack enemy installations or convoys.

STANDARD: Support sites, command and control facilities, and/or convoys were located. Attack runs on designated targets were conducted. Enemy equipment, supplies, and vehicles were destroyed and enemy personnel were killed.

TASK: Conduct Aerial Reconnaissance (34-OPFOR-1007)

CONDITION: OPFOR HQ requires intelligence on the location and identification of enemy elements. Aircraft is dispatched to take photographs and conduct a visual inspection of enemy area.

STANDARD: Located and photographed enemy positions in assigned sectors, to include: support and storage bases and command and control facilities. Visual checks were conducted when possible. The enemy was not engaged. Priority Intelligence Requests and other Information Requirements were reported to OPFOR HQ.

ELEMENTS: COMPANY
 COMPANY HEADQUARTERS
 SVC PLT HQ

TASK: Perform Aerial Port of Embarkation Activities for Deployment (63-2-8010.34-0001)
 (FM 100-17) (FM 55-10) (FM 55-12)
 (FM 55-9) (HANDBOOK REF 97-1)

ITERATION: 1 2 3 4 5 M (Circle)
COMMANDER/LEADER ASSESSMENT: T P U (Circle)

CONDITIONS: The unit arrives at the aerial port of embarkation marshalling area for aerial deployment. Equipment and vehicles not deploying by air have been moved to the seaport of embarkation. Equipment to accompany troops by air is present. The installation transportation office or theater army movement control activity /movement control team has a unit movement coordinator and advance party at the aerial port of embarkation to assist in deployment activities. Transportation support is available. The deployment standing operating procedures, movement plan, port call message, and higher headquarters deployment operations order are available. The unit has a unit movement officer and alternate. The unit is deploying as part of a higher headquarters deployment. Aerial port of embarkation activities are performed day or night under all environmental conditions. Some iterations of this task should be performed in MOPP4.

TASK STANDARDS: Aerial port of embarkation activities were performed in accordance with deployment standing operating procedures, movement plan, departure airfield control group officials, and commander's instructions.

TASK STEPS AND PERFORMANCE MEASURES	GO	NO-GO
<ul style="list-style-type: none"> * 1. Commander directs Aerial Port of Embarkation (APOE) activities. <ul style="list-style-type: none"> a. Notifies unit movement coordinator and Departure Airfield Control Group (DACG) officials that the unit has arrived at the APOE. b. Verifies APOE movement schedules, procedures, and requirements. c. Provides manifest of personnel and equipment to accompany troops and shipper's declaration of dangerous goods to higher headquarters for review by DACG or port movement control team d. Briefs unit on APOE duties and responsibilities. e. Directs unit to conduct final preparation of deploying vehicles and equipment. f. Conducts acceptance inspection of vehicles and equipment with DACG officials at the alert holding area. g. Directs unit to correct deficiencies noted during acceptance inspection. h. Transfers custody of equipment and cargo to DACG officials. i. Briefs the higher headquarters commander on status of APOE activities. * 2. Unit movement officer supervises APOE activities. <ul style="list-style-type: none"> a. Coordinates with DACG and/or supporting installation officials for transportation, maintenance, logistics, and other support. b. Coordinates with DACG officials to verify APOE movement schedules, procedures, and requirements. c. Coordinates with S4 representative to ensure adequate shoring, dunnage, and floor protection are on hand and readily available for loading. d. Verifies unit vehicles, equipment, cargo, and secondary loads are properly marked and prepared for airlift. 		

TASK STEPS AND PERFORMANCE MEASURES	GO	NO-GO
<ul style="list-style-type: none"> e. Coordinates with DACG to verify loading sequence of vehicles and equipment. f. Verifies that deficiencies noted during DACG acceptance inspection have been corrected. g. Verifies the presence of all manifested personnel by conducting roll call. h. Provides verified personnel and cargo manifest to DACG at the alert holding area. i. Provides load teams to load and tie down unit equipment. <p>* 3. Supervise final preparation of vehicles, equipment, cargo, and personal gear for deployment.</p> <ul style="list-style-type: none"> a. Inspect vehicles, equipment, cargo, and personal gear for completeness, damage, and compliance with loading plans. b. Inspect vehicles, equipment, cargo, and personal gear for proper marking and documentation. c. Inspect vehicles and cargo to ensure deficiencies noted during acceptance inspection have been corrected. d. Coordinate with the unit movement officer for maintenance assistance. e. Enforce safety procedures. f. Enforce environmental stewardship procedures. <p>4. Perform APOE marshalling activities.</p> <ul style="list-style-type: none"> a. Perform after operations preventive maintenance checks and services. b. Notify supervisor of maintenance problems beyond operator's capability to repair. c. Conduct final preparation of vehicles and equipment. d. Adjust vehicle fuel levels in accordance with TM 38-250. e. Turn-in excess fuel. f. Correct deficiencies on vehicles, cargo, and personal gear. g. Correct deficiencies on placement of placards, labels, and certification documents on hazardous material. h. Move to APOE alert holding area. i. Employ safety procedures. <p>5. Perform APOE alert holding area activities.</p> <ul style="list-style-type: none"> a. Correct deficiencies in shipping documents, markings, custom labels, and decontamination tags on vehicles and equipment. b. Drive vehicles to call forward area. <p>6. Perform APOE passenger activities.</p> <ul style="list-style-type: none"> a. Report to designated location for DACG safety and anti-terrorism briefing. b. Provide baggage detail to load unit baggage on aircraft. c. Complete security screen. d. Board aircraft. 		

TASK PERFORMANCE / EVALUATION SUMMARY BLOCK							
ITERATION	1	2	3	4	5	M	TOTAL
TOTAL TASK STEPS EVALUATED							
TOTAL TASK STEPS "GO"							
TRAINING STATUS "GO"/"NO-GO"							

"*" indicates a leader task step.

SUPPORTING INDIVIDUAL TASKS

Task Number	Task Title	References
101-92Y-0006(SL2)	Inspect equipment for accountability, cleanliness, and serviceability	STP 21-24-SMCT
551-88N-0002(SL2)	Prepare for Unit Movement	STP 21-24-SMCT
551-88N-0003(SL4)	Plan Unit Move	STP 21-24-SMCT
551-88N-0004(SL3)	Coordinate Unit Movement	STP 21-24-SMCT
850-001-2000(SL2)	Employ Accident Prevention Measures and Risk Mgt Process	STP 21-24-SMCT
850-001-3001(SL3)	Control Mission Safety Hazard	STP 21-24-SMCT
850-001-4001(SL4)	Integrate Risk Mgt Into Platoon	STP 21-24-SMCT

SUPPORTING COLLECTIVE TASKS: NONE**OPFOR TASKS AND STANDARDS**

TASK: Conduct Air Attacks (34-OPFOR-1006)

CONDITION: OPFOR elements in the rear area have forwarded the coordinates of enemy facilities/elements. OPFOR aircraft have been dispatched to attack enemy installations or convoys.

STANDARD: Support sites, command and control facilities, and/or convoys were located. Attack runs on designated targets were conducted. Enemy equipment, supplies, and vehicles were destroyed and enemy personnel were killed.

TASK: Conduct Aerial Reconnaissance (34-OPFOR-1007)

CONDITION: OPFOR HQ requires intelligence on the location and identification of enemy elements. Aircraft is dispatched to take photographs and conduct a visual inspection of enemy area.

STANDARD: Located and photographed enemy positions in assigned sectors, to include: support and storage bases and command and control facilities. Visual checks were conducted when possible. The enemy was not engaged. Priority Intelligence Requests and other Information Requirements were reported to OPFOR HQ.

ELEMENTS: COMPANY
 SVC PLT HQ
 COMPANY HEADQUARTERS

TASK: Perform Aerial Port of Debarkation Activities for Deployment (63-2-8011.34-0001)
 (FM 100-17) (FM 55-10) (FM 55-12)
 (FM 55-9) (HANDBOOK REF 97-1)

ITERATION: 1 2 3 4 5 M (Circle)
COMMANDER/LEADER ASSESSMENT: T P U (Circle)

CONDITIONS: Aircraft carrying main body lands at the Aerial Port of Debarkation (APOD). The unit has advance party personnel at the APOD to assist the unit. Representatives from the unit advance party and arrival airfield control group meet the aircraft. Unit personnel assist in offloading vehicles. The arrival airfield control group has designated a holding area and a marshalling area for the unit to complete APOD activities. Transportation is available to move the unit to the marshalling area and theater staging base. The commander has designated an equipment reception team to travel to the seaport of debarkation to receive unit vehicles and equipment deployed by ship. The deployment standing operating procedures is available. APOD activities are performed day or night under all environmental conditions.

NOTE: The equipment reception team is an ad hoc group of personnel designated by the unit commander to receive the unit's equipment upon arrival at the port. Some iterations of this task should be performed in MOPP4.

TASK STANDARDS: Aerial port of debarkation activities were performed in accordance with deployment standing operating procedures, arrival airfield control group officials and commander's instructions.

TASK STEPS AND PERFORMANCE MEASURES	GO	NO-GO
* 1. Commander coordinates arrival of personnel. <ul style="list-style-type: none"> a. Coordinates with unit advance party and movement control team upon arrival for location of holding area, marshalling area, maintenance support, movement, security, and other special Aerial Port of Debarkation (APOD) requirements. b. Assembles unit in holding area. c. Directs unit leaders to establish security. d. Coordinates with higher headquarters or movement control team for transportation support to marshalling area. e. Coordinates with S2/S3 for tactical intelligence. f. Briefs unit leaders on tactical situation, security requirements, movement schedule, and any special requirements. g. Directs unit leaders to prepare unit for movement. * 2. Unit movement officer supervises unit movement activities at APOD. <ul style="list-style-type: none"> a. Coordinates with arrival airfield control group for offloading and movement schedules. b. Briefs unit leaders on offloading and movement schedules. c. Provides arrival airfield control group, supporting installation officials, and S2/S3 a copy of deployment equipment list. d. Coordinates with S2/S3 for convoy routes, maps, and timetable for road movements. e. Coordinates with S4 representatives for fuel and supplies for road movements. f. Briefs commander on APOD activities. 		

TASK STEPS AND PERFORMANCE MEASURES	GO	NO-GO
<p>* 3. Unit leaders supervise unit activities at APOD.</p> <ul style="list-style-type: none"> a. Inspect personnel and weapons for accountability as they exit aircraft. b. Brief personnel on location of holding area, marshalling area, movement requirements, and special APOD requirements. c. Establish security in accordance with commander's instructions. d. Designate personnel to assist in offloading aircraft. e. Inspect personnel and personal gear at the holding area and marshalling area to ensure all personnel have arrived with required personal gear and baggage. f. Brief commander on unit activities at APOD. g. Enforce safety procedures. h. Enforce environmental stewardship procedures. <p>4. Unit headquarters prepares soldiers for movement.</p> <ul style="list-style-type: none"> a. Issues individual supplies as needed, such as ammunition, food, water, health, and comfort items. b. Coordinates with the arrival airfield control group for life support for unit personnel in the transit holding area. c. Maintains daily personnel accountability. <p>5. Main body performs unit activities at the APOD.</p> <ul style="list-style-type: none"> a. Disembarks aircraft in accordance with loadmaster's instructions. b. Assembles in APOD holding area. c. Performs offloading activities. d. Performs security functions. e. Moves to APOD marshalling area. f. Performs security functions. g. Ensures all equipment and vehicles are offloaded and serviceable. h. Notifies unit leaders of vehicle and/or equipment deficiencies that can not be corrected. i. Reconfigures vehicles and cargo for road movement. j. Loads baggage on transportation for movement to holding area or main body area. k. Fuels vehicles for convoy. l. Boards transportation for movement to seaport of debarkation holding area or main body area. m. Employs safety procedures. n. Employs environmental stewardship procedures. 		

TASK PERFORMANCE / EVALUATION SUMMARY BLOCK							
ITERATION	1	2	3	4	5	M	TOTAL
TOTAL TASK STEPS EVALUATED							
TOTAL TASK STEPS "GO"							
TRAINING STATUS "GO"/"NO-GO"							

"*" indicates a leader task step.

SUPPORTING INDIVIDUAL TASKS

Task Number	Task Title	References
101-92Y-0006(SL2)	Inspect equipment for accountability, cleanliness, and serviceability	STP 21-24-SMCT

SUPPORTING INDIVIDUAL TASKS

Task Number	Task Title	References
551-88N-0002(SL2)	Prepare for Unit Movement	STP 21-24-SMCT
551-88N-0004(SL3)	Coordinate Unit Movement	STP 21-24-SMCT
850-001-2000(SL2)	Employ Accident Prevention Measures and Risk Mgt Process	STP 21-24-SMCT
850-001-3001(SL3)	Control Mission Safety Hazard	STP 21-24-SMCT
850-001-4001(SL4)	Integrate Risk Mgt Into Platoon	STP 21-24-SMCT

SUPPORTING COLLECTIVE TASKS: NONE

OPFOR TASKS AND STANDARDS

TASK: Conduct Air Attacks (34-OPFOR-1006)

CONDITION: OPFOR elements in the rear area have forwarded the coordinates of enemy facilities/elements. OPFOR aircraft have been dispatched to attack enemy installations or convoys.

STANDARD: Support sites, command and control facilities, and/or convoys were located. Attack runs on designated targets were conducted. Enemy equipment, supplies, and vehicles were destroyed and enemy personnel were killed.

TASK: Conduct Aerial Reconnaissance (34-OPFOR-1007)

CONDITION: OPFOR HQ requires intelligence on the location and identification of enemy elements. Aircraft is dispatched to take photographs and conduct a visual inspection of enemy area.

STANDARD: Located and photographed enemy positions in assigned sectors, to include: support and storage bases and command and control facilities. Visual checks were conducted when possible. The enemy was not engaged. Priority Intelligence Requests and other Information Requirements were reported to OPFOR HQ.

TASK: Conduct Raid (34-OPFOR-1009)

CONDITION: OPFOR element has occupied an objective rally point and has orders to conduct a raid on a rear area base.

STANDARD: Enemy forces were surprised. Assaulted enemy support base and accomplished assigned tasks. Specified equipment and supplies were destroyed. Decisive engagement was avoided. All personnel were withdrawn from the area within the prescribed time. The collected intelligence data satisfied the Priority Intelligence Requirements.

ELEMENTS: COMPANY
 COMPANY HEADQUARTERS
 SVC PLT HQ

TASK: Perform Seaport of Debarkation Activities for Deployment (63-2-8012.34-0001)
 (FM 100-17) (FM 55-50) (HANDBOOK REF 97-1)

ITERATION: 1 2 3 4 5 M (Circle)

COMMANDER/LEADER ASSESSMENT: T P U (Circle)

CONDITIONS: Unit equipment and supercargoes have arrived at the Seaport of Debarkation (SPOD). The equipment reception team has been briefed on their duties and responsibilities. The battalion headquarters has deployed and the battalion commander/staff are located in the SPOD. A rail loading team has been designated. Transportation support is available and security is provided. The port support activity has designated an area for equipment to be inventoried and inspected as it is offloaded. Rail and road marshalling area have been designated for the unit to complete SPOD activities and prepare for movement to the theater staging base. Sufficient railcars and vehicles are available to move the unit to the theater staging base. The unit's main body is located in the theater staging base. The deployment standing operating procedures is available. SPOD activities are performed day or night under all environmental conditions. Some iterations of this task should be performed in MOPP4.

TASK STANDARDS: Seaport of debarkation activities were performed in accordance with deployment standing operating procedures and commander's guidance.

TASK STEPS AND PERFORMANCE MEASURES	GO	NO-GO
<p>* 1. Equipment reception team directs unit activities at the Seaport of Debarkation (SPOD).</p> <ul style="list-style-type: none"> a. Coordinates with higher headquarters staff personnel and/or port support activity officials upon arrival for location of holding area, marshalling area, maintenance, logistics, movement support, security, and other special requirements. b. Coordinates with S4 and/or port support activity officials for needed support while at the SPOD. c. Identifies amount of prepositioned stocks required by the unit. d. Assembles equipment reception team in holding area. e. Conducts acceptance inspection with port support activity officials. f. Notifies battalion commander and S4 of missing or damaged equipment. g. Assumes custody of equipment and cargo. h. Coordinates with S4 for transportation support to theater staging base. i. Coordinates with S2/S3 and movement control team for movement schedules to the theater staging base. j. Verifies arrival, morale, and welfare of supercargoes. k. Reestablishes accountability and responsibility for supercargoes. l. Directs convoy and rail loading parties to proceed to rail loading or road convoy marshalling area. m. Monitors preparation of equipment for road convoy or rail movement to ensure compliance with tactical standing operating procedures. n. Briefs unit leaders on SPOD requirements. o. Advises unit commander and battalion representative on SPOD activities. <p>* 2. Unit movement officer supervises unit activities at SPOD.</p>		

TASK STEPS AND PERFORMANCE MEASURES	GO	NO-GO
<ul style="list-style-type: none"> a. Coordinates with S4 to identify offloading schedules, location of holding area and marshalling area, location of prepositioned vehicles and materiel, and other SPOD information. b. Briefs personnel on offloading schedules, drawing prepositioned vehicles and materiel, special SPOD requirements, and location of marshalling area. c. Coordinates with S2/S3 to identify equipment, loading times and sites, and unit loading requirements to prepare designated equipment for rail movement to theater staging base. d. Coordinates with S2/S3 for convoy routes, maps, tactical intelligence, and timetable for road move to theater staging base. e. Coordinates with S4 for fuel, ammunition, and supplies for road move to theater staging base. f. Provides rail loading plan to rail loading team chief. g. Monitors rail loading procedures to ensure compliance with movement control team's instructions. h. Monitors preparation of equipment for road convoy to ensure compliance with tactical standing operating procedures. i. Briefs equipment reception party on rail loading and convoy requirements. j. Briefs commander on SPOD activities. k. Enforces safety procedures. l. Enforces environmental stewardship procedures. <p>3. Supercargoes perform SPOD activities.</p> <ul style="list-style-type: none"> a. Disembark ship. b. Report to equipment reception team for instructions. <p>4. Equipment reception team performs equipment reception activities.</p> <ul style="list-style-type: none"> a. Offloads vehicles. b. Inspects equipment to be sure it is operational. c. Moves vehicles and materiel from prepositioned locations to rail or convoy marshalling area. d. Moves unit vehicles and cargo to SPOD rail or convoy marshalling area. e. Performs before-operations preventive maintenance checks and services on all vehicles and equipment. f. Corrects all vehicle and equipment discrepancies within the operator's capabilities. g. Reports all deficiencies beyond operator's capability to immediate supervisor. h. Reconfigures vehicles and cargo for road movement. i. Fuels vehicles for convoy to theater staging base. j. Draws weapons, ammunition, and other tactical supplies from S4. k. Notifies unit movement officer that vehicles are offloaded and operational. l. Employs safety procedures. m. Employs environmental stewardship procedures. <p>* 5. Rail loading team chief supervises rail loading activities.</p> <ul style="list-style-type: none"> a. Coordinates with unit movement officer for rail loading plans. b. Coordinates with unit movement officer to identify special rail loading requirements. c. Verifies the presence of all rail guards by conducting roll call. d. Verifies the presence of manifested vehicles and equipment by conducting physical inventory. e. Provides a copy of the personnel and cargo manifest to conductor. f. Notifies commander when rail loading is completed. g. Enforces safety procedures. 		

TASK STEPS AND PERFORMANCE MEASURES	GO	NO-GO
6. Rail loading team performs rail loading. <ul style="list-style-type: none"> a. Stages vehicles. b. Loads vehicles and equipment on railcar. c. Secures vehicles and equipment. d. Notifies rail loading team chief when rail loading is completed. e. Employs safety procedures. 		

TASK PERFORMANCE / EVALUATION SUMMARY BLOCK							
ITERATION	1	2	3	4	5	M	TOTAL
TOTAL TASK STEPS EVALUATED							
TOTAL TASK STEPS "GO"							
TRAINING STATUS "GO"/"NO-GO"							

"*" indicates a leader task step.

SUPPORTING INDIVIDUAL TASKS

Task Number	Task Title	References
101-92Y-0006(SL2)	Inspect equipment for accountability, cleanliness, and serviceability	STP 21-24-SMCT
551-88N-0002(SL2)	Prepare for Unit Movement	STP 21-24-SMCT
551-88N-0004(SL3)	Coordinate Unit Movement	STP 21-24-SMCT

SUPPORTING COLLECTIVE TASKS: NONE

OPFOR TASKS AND STANDARDS

TASK: Conduct Air Attacks (34-OPFOR-1006)

CONDITION: OPFOR elements in the rear area have forwarded the coordinates of enemy facilities/elements. OPFOR aircraft have been dispatched to attack enemy installations or convoys.

STANDARD: Support sites, command and control facilities, and/or convoys were located. Attack runs on designated targets were conducted. Enemy equipment, supplies, and vehicles were destroyed and enemy personnel were killed.

TASK: Conduct Aerial Reconnaissance (34-OPFOR-1007)

CONDITION: OPFOR HQ requires intelligence on the location and identification of enemy elements. Aircraft is dispatched to take photographs and conduct a visual inspection of enemy area.

STANDARD: Located and photographed enemy positions in assigned sectors, to include: support and storage bases and command and control facilities. Visual checks were conducted when possible. The enemy was not engaged. Priority Intelligence Requests and other Information Requirements were reported to OPFOR HQ.

ELEMENTS: COMPANY
COMPANY HEADQUARTERS

TASK: Prepare Equipment Reception Team for Tactical Road March (63-2-8013.34-0001)
(FM 100-14) (FM 55-10) (FM 63-2-2)
(HANDBOOK REF 97-1)

ITERATION: 1 2 3 4 5 M (Circle)

COMMANDER/LEADER ASSESSMENT: T P U (Circle)

CONDITIONS: The unit has received a movement order from S2/S3 to move from the seaport of debarkation marshaling area to the theater staging base or tactical assembly area. The unit's vehicles have been offloaded and are operational. Movement can occur in a field or military operations on urbanized terrain environment. The movement control team has provided routes of march and a movement schedule. Area reconnaissance and coordination for fire support and medical evacuation support has been accomplished by S2/S3. Higher headquarters and unit tactical standing operating procedures are available. The unit march commander has been designated. Strip maps are provided by higher headquarters staff element. Some iterations of this task should be performed in MOPP4.

TASK STANDARDS: Equipment reception team was ready to cross start point no later than time prescribed in movement order.

TASK STEPS AND PERFORMANCE MEASURES	GO	NO-GO
<p>1. Equipment reception team prepares vehicles and equipment.</p> <ul style="list-style-type: none"> a. Removes all unit identification markings on vehicles. b. Covers all reflective surfaces of all vehicles or cargo with available materials. c. Hardens all vehicles using sandbags and/or other authorized materials. d. Places antennas at lowest height. e. Turns radio volume and squelch to lowest operational setting consistent with operational requirements. f. Sets squelch setting "on" and call-light "off" when operating at night. g. Attaches radio frequency tags to vehicles. <p>* 2. Convoy commander and leaders organize convoy.</p> <ul style="list-style-type: none"> a. Assign vehicle positions with the heavier, slower vehicles placed first. b. Assign Force XXI battle command brigade & below equipped vehicles as control vehicles without setting a pattern. c. Assign recovery vehicle(s) positions where they can move to disabled vehicles without disrupting convoy movement. d. Assign hardened vehicle(s) with crew-served weapons interspersed throughout the convoy. e. Assign passenger locations where all unit personnel have a position and semi-automatic and automatic weapons are alternated throughout the convoy to cover front, rear, and flanks. f. Assign soldiers to air guard duties with specific search sectors covering 360 degrees. g. Request sufficient number of recovery vehicles and mechanics to assign to trail party element. h. Provide vehicle position listing with locations of all vehicles to the trail party leader. i. Open Force XXI battle command brigade & below and radio net(s). <p>* 3. March commander and leaders conduct premovement inspections.</p>		

TASK STEPS AND PERFORMANCE MEASURES	GO	NO-GO
<ul style="list-style-type: none"> a. Inspect personnel and equipment for compliance with commander's guidance. b. Inspect organizational equipment for accountability and serviceability. c. Inspect vehicles, trailers, and loads for serviceability, proper stowing, and security. d. Forward personnel and equipment status to commander and higher headquarters staff element. <p>* 4. Convoy commander conducts briefings for convoy personnel.</p> <ul style="list-style-type: none"> a. Provides strip maps to each vehicle driver. b. Briefs convoy chain of command. c. Briefs convoy route. d. Prescribes the rate of march and catch-up speeds. e. Briefs vehicle intervals. f. Identifies scheduled halts, to include convoy support centers. g. Briefs safety, accident, and breakdown procedures. h. Briefs immediate action security measures. i. Briefs blackout condition procedures. j. Identifies location of medical support. k. Identifies location of maintenance support. l. Provides location and identification of destination. m. Briefs arm and hand signals. n. Briefs radio frequencies and call signs for control personnel, fire support elements, and medical evacuation support. <p>5. Equipment reception team prepares to cross start point.</p> <ul style="list-style-type: none"> a. Positions all vehicles in accordance with convoy commander's instructions. b. Clears all individual and crew-served weapons. c. Posts air guards in positions designated by march commander. d. Posts security guards to maintain 360-degree surveillance. e. Forwards movement readiness report to S2/S3 using Force XXI battle command brigade & below, radio, or messenger. 		

TASK PERFORMANCE / EVALUATION SUMMARY BLOCK							
ITERATION	1	2	3	4	5	M	TOTAL
TOTAL TASK STEPS EVALUATED							
TOTAL TASK STEPS "GO"							
TRAINING STATUS "GO"/"NO-GO"							

"**" indicates a leader task step.

SUPPORTING INDIVIDUAL TASKS

Task Number	Task Title	References
551-88N-0002(SL2)	Prepare for Unit Movement	STP 21-24-SMCT
551-88N-0004(SL3)	Coordinate Unit Movement	STP 21-24-SMCT
850-001-2000(SL2)	Employ Accident Prevention Measures and Risk Mgt Process	STP 21-24-SMCT

SUPPORTING COLLECTIVE TASKS: NONE

OPFOR TASKS AND STANDARDS

TASK: Conduct Air Attacks (34-OPFOR-1006)

CONDITION: OPFOR elements in the rear area have forwarded the coordinates of enemy facilities/elements. OPFOR aircraft have been dispatched to attack enemy installations or convoys.

STANDARD: Support sites, command and control facilities, and/or convoys were located. Attack runs on designated targets were conducted. Enemy equipment, supplies, and vehicles were destroyed and enemy personnel were killed.

TASK: Conduct Aerial Reconnaissance (34-OPFOR-1007)

CONDITION: OPFOR HQ requires intelligence on the location and identification of enemy elements. Aircraft is dispatched to take photographs and conduct a visual inspection of enemy area.

STANDARD: Located and photographed enemy positions in assigned sectors, to include: support and storage bases and command and control facilities. Visual checks were conducted when possible. The enemy was not engaged. Priority Intelligence Requests and other Information Requirements were reported to OPFOR HQ.

ELEMENTS: COMPANY HEADQUARTERS
 COMPANY
 SVC PLT HQ
 COLL & JAM PLT HQ
 OPS SPT PLT HQ
 ACE HEADQUARTERS

TASK: Perform Redeployment Personnel and Administrative Actions (63-2-8014.34-0001)
 (FM 100-17) (HANDBOOK REF 97-1)

ITERATION: 1 2 3 4 5 M (Circle)
COMMANDER/LEADER ASSESSMENT: T P U (Circle)

CONDITIONS: The unit is located in the tactical assembly area and receives a warning order to redeploy to home station. Some personnel and administrative actions are initiated in the tactical assembly area and completed in the redeployment assembly area. The unit is redeploying as part of a higher headquarters redeployment. The S1 has provided a soldier readiness processing schedule to the commander. The S1 has coordinated for area support group contact team support. The redeployment movement plan is available. The unit has a unit movement officer. Preparation activities for redeployment are performed day or night under all environmental conditions. Some iterations of this task should be performed in MOPP4.

TASK STANDARDS: Redeployment soldier readiness processing activities were accomplished in accordance with redeployment movement plan, S1 soldier readiness processing schedule, and commander's guidance.

TASK STEPS AND PERFORMANCE MEASURES	GO	NO-GO
<p>* 1. Commander directs personnel and administrative redeployment activities.</p> <ul style="list-style-type: none"> a. Coordinates with S1 to identify personnel and administrative requirements for redeployment. b. Designates higher headquarters advance party representatives and seaport of embarkment team. c. Briefs unit leaders on personnel and administrative requirements for redeployment. d. Provides personnel and administrative processing schedule to unit headquarters. e. Directs the unit headquarters to develop a unit personnel and administrative processing schedule. f. Forwards list of personnel unable to redeploy to S1. g. Forwards list of personnel redeploying as individuals. h. Directs personnel to complete personnel and administrative requirements for redeployment. i. Approves award and decoration recommendations. j. Coordinates with S1 for personnel and administrative support. k. Briefs higher headquarters commander on status of personnel and administrative actions. <p>2. Headquarters supervises redeployment personnel and administrative actions.</p> <ul style="list-style-type: none"> a. Develops unit personnel and administrative processing schedule based on the redeployment movement plan, S1 soldier readiness processing schedule, and commander's guidance. b. Distributes unit personnel and administrative processing schedule to platoons and sections. 		

TASK STEPS AND PERFORMANCE MEASURES	GO	NO-GO
<p>c. Monitors personnel and administrative processing to ensure personnel complete actions.</p> <p>d. Verifies redeployment records are updated prior to soldier's departure from theater.</p> <p>3. Headquarters performs personnel redeployment processing functions.</p> <p>a. Identifies course of action for soldiers not eligible for redeployment, to include temporary gaining command, transfer procedures, and administrative requirements.</p> <p>b. Provides list of soldiers eligible and not eligible for redeployment.</p> <p>c. Provides redeploying soldiers medical, dental, and personnel records for redeployment processing.</p> <p>d. Provides necessary forms to unit personnel for redeployment processing.</p> <p>e. Dispatches all soldiers updated records back to the unit's home station before soldiers depart.</p> <p>f. Sends records to home station on different conveyance as soldiers.</p> <p>g. Completes personnel and administrative requirements for deployment.</p> <p>h. Prepares passenger manifest.</p> <p>i. Processes recommendations for decorations and awards.</p> <p>j. Completes evaluation reports for eligible soldiers who are scheduled to redeploy individually.</p> <p>k. Inputs status changes and other actions to pay and personnel systems.</p> <p>l. Coordinates with the S1 for personnel and administrative support.</p> <p>m. Briefs commander on personnel and administrative actions.</p> <p>* 4. Supervise personnel and administrative actions.</p> <p>a. Direct personnel to complete personnel and administrative actions.</p> <p>b. Monitor personnel and administrative processing to ensure personnel complete all administrative actions.</p> <p>c. Submit performance reports, award and decoration recommendations, and other personnel actions to the commander for approval/certification.</p> <p>d. Coordinate with unit headquarters for personnel and administrative support.</p> <p>e. Submit records and reports to unit headquarters in accordance with the redeployment movement plan.</p> <p>f. Brief commander on personnel and administrative actions.</p> <p>g. Brief personnel on personnel and administrative requirements.</p>		

TASK PERFORMANCE / EVALUATION SUMMARY BLOCK							
ITERATION	1	2	3	4	5	M	TOTAL
TOTAL TASK STEPS EVALUATED							
TOTAL TASK STEPS "GO"							
TRAINING STATUS "GO"/"NO-GO"							

"*" indicates a leader task step.

SUPPORTING INDIVIDUAL TASKS

Task Number	Task Title	References
805C-PAD-2044(SL2	Recommend Individual for Award and/or Decoration	STP 21-24-SMCT
805C-PAD-2461(SL2	Maintain Accountability of Personnel (Status Report)	STP 21-24-SMCT

SUPPORTING COLLECTIVE TASKS: NONE

OPFOR TASKS AND STANDARDS

TASK: Conduct Aerial Reconnaissance (34-OPFOR-1007)

CONDITION: OPFOR HQ requires intelligence on the location and identification of enemy elements. Aircraft is dispatched to take photographs and conduct a visual inspection of enemy area.

STANDARD: Located and photographed enemy positions in assigned sectors, to include: support and storage bases and command and control facilities. Visual checks were conducted when possible. The enemy was not engaged. Priority Intelligence Requests and other Information Requirements were reported to OPFOR HQ.

ELEMENTS: COMPANY
 COMPANY HEADQUARTERS
 SVC PLT HQ
 COLL & JAM PLT HQ
 OPS SPT PLT HQ
 ACE HEADQUARTERS

TASK: Perform Redeployment Training Activities (63-2-8015.34-0001)
 (FM 100-17) (HANDBOOK REF 97-1)

ITERATION: 1 2 3 4 5 M (Circle)
COMMANDER/LEADER ASSESSMENT: T P U (Circle)

CONDITIONS: The unit is preparing for redeployment to home station. Sufficient time exists for the unit to conduct redeployment training. Training support is available to train unit personnel in customs, US Department of Agriculture, and other redeployment requirements. Training is conducted in the tactical assembly area/redeployment assembly area. The redeployment movement plan, higher headquarters redeployment operations order, and training records are available. The unit has a movement officer and alternate. The unit is redeploying as part of a higher headquarters redeployment. Redeployment training activities are performed day or night under all environmental conditions. Some iterations of this task should be performed in MOPP4.

TASK STANDARDS: Redeployment training was accomplished in accordance with the training schedule and commander's guidance.

TASK STEPS AND PERFORMANCE MEASURES	GO	NO-GO
<ul style="list-style-type: none"> * 1. Commander directs redeployment training activities. <ul style="list-style-type: none"> a. Identifies redeployment training requirements by reviewing the redeployment movement plan and higher headquarters redeployment operations order in coordination with the higher headquarters staff personnel. b. Directs training officer to develop a unit training schedule to correct training deficiencies. c. Designates personnel to receive redeployment training. d. Briefs higher headquarters commander on status of redeployment training. e. Completes verification statement and checklists indicating the status of the unit. * 2. Training officer/noncommissioned officer supervises redeployment training activities. <ul style="list-style-type: none"> a. Develops training schedule based on redeployment operations order, specialized training requirements identified by higher headquarters, and commander's guidance. b. Coordinates with S2/S3 for training support. c. Provides training schedule to S2/S3 and unit leaders. d. Provides stress control and family support reorientation briefings and higher headquarters directives. e. Ensures appropriate training is provided to personnel. f. Briefs commander on status of redeployment training. * 3. Perform redeployment training activities. <ul style="list-style-type: none"> a. Coordinate with unit movement officer for required training support. b. Conduct training in accordance with training schedule. c. Annotate training results on individual and team training records. 		

TASK PERFORMANCE / EVALUATION SUMMARY BLOCK							
ITERATION	1	2	3	4	5	M	TOTAL
TOTAL TASK STEPS EVALUATED							
TOTAL TASK STEPS "GO"							
TRAINING STATUS "GO"/"NO-GO"							

"*" indicates a leader task step.

SUPPORTING INDIVIDUAL TASKS

Task Number	Task Title	References
805C-PAD-1245(SL4	Support Unit And Family Readiness Through The Army Family Team Building (AFTB) Program	STP 21-24-SMCT
805C-PAD-2461(SL2	Maintain Accountability of Personnel (Status Report)	STP 21-24-SMCT

SUPPORTING COLLECTIVE TASKS: NONE

OPFOR TASKS AND STANDARDS

TASK: Conduct Aerial Reconnaissance (34-OPFOR-1007)

CONDITION: OPFOR HQ requires intelligence on the location and identification of enemy elements. Aircraft is dispatched to take photographs and conduct a visual inspection of enemy area.

STANDARD: Located and photographed enemy positions in assigned sectors, to include: support and storage bases and command and control facilities. Visual checks were conducted when possible. The enemy was not engaged. Priority Intelligence Requests and other Information Requirements were reported to OPFOR HQ.

ELEMENTS: COMPANY
 SVC PLT HQ
 COMPANY HEADQUARTERS

TASK: Perform Redeployment Supply Activities (63-2-8016.34-0001)
 (FM 100-17) (HANDBOOK REF 97-1)

ITERATION: 1 2 3 4 5 M (Circle)

COMMANDER/LEADER ASSESSMENT: T P U (Circle)

CONDITIONS: The unit is preparing for redeployment to home station. Vehicles, equipment, and supplies are available to resupply units redeploying. Redeployment supply activities are accomplished in the tactical assembly area and redeployment assembly area. The tactical standing operating procedure, redeployment movement plan, and higher headquarters redeployment operations order are available. The unit is redeploying as part of a higher headquarters deployment. Redeployment supply activities are performed day or night under all environmental conditions. Some iterations of this task should be performed in MOPP4.

TASK STANDARDS: Redeployment supply activities were accomplished in accordance with the redeployment movement plan, tactical standing operating procedures, higher headquarters redeployment operations order, and commander's guidance.

TASK STEPS AND PERFORMANCE MEASURES	GO	NO-GO
<p>* 1. Commander directs redeployment supply activities.</p> <ul style="list-style-type: none"> a. Identifies vehicles and equipment to be left in-country. b. Identifies vehicles and equipment required to reconstitute the unit before or after redeployment. c. Coordinates with S4 for issue of vehicles, equipment, and supplies required to resupply the unit. d. Identifies supplies and equipment needed to redeploy to home station by reviewing the redeployment movement plan, redeployment operations order, and coordination with S4. e. Directs unit leaders to turn-in vehicles, ammunition, supplies, and equipment to be left in-country. f. Directs unit leaders to provide supply and equipment requests to supply section. g. Directs supply section to turn-in excess supplies and equipment. h. Inspects area and facilities to ensure excess vehicles, equipment, and supplies have been turned-in. i. Briefs higher headquarters commander on supply status. <p>2. Perform redeployment supply activities.</p> <ul style="list-style-type: none"> a. Identify shortages of vehicles, supplies, and equipment by conducting inventories and reviewing deployment equipment list. b. Identify shortages by inventorying organizational clothing and individual equipment. c. Submit requests for vehicles, supplies, and equipment to supply section. <p>3. Headquarters provides supply support.</p> <ul style="list-style-type: none"> a. Provides a copy of the deployment equipment list to platoons and sections. b. Submits request for supplies and equipment to S4. c. Coordinates with S4 to resolve, cancel, or validate outstanding requisitions. d. Submits changes of the "ship to" address to reflect home station address for all outstanding requisitions. 		

TASK STEPS AND PERFORMANCE MEASURES	GO	NO-GO
e. Coordinates with commander or S4 for transportation and material handling equipment support to turn-in, pick-up, issue, and/or pack ammunition, equipment, and supplies. f. Coordinates with S4 for customs and US Department of Agriculture inspection schedule and procedures. g. Inspects issued vehicles and equipment for serviceability and completeness. h. Issues vehicles, equipment, and supplies to appropriate platoons/sections. i. Secures unissued supplies and equipment. j. Turns in equipment, supplies, and hazardous material to designated facility. k. Briefs commander on supply status.		

TASK PERFORMANCE / EVALUATION SUMMARY BLOCK							
ITERATION	1	2	3	4	5	M	TOTAL
TOTAL TASK STEPS EVALUATED							
TOTAL TASK STEPS "GO"							
TRAINING STATUS "GO"/"NO-GO"							

"**" indicates a leader task step.

SUPPORTING INDIVIDUAL TASKS

Task Number	Task Title	References
091-CLT-3009(SL4)	Supervise Maintenance Operations	STP 21-24-SMCT
091-CLT-4029(SL2)	Supervise Preventive Maintenance Checks and Services (PMCS)	STP 21-24-SMCT
101-92Y-0001(SL4)	Supervise Supply Activities	STP 21-24-SMCT

SUPPORTING COLLECTIVE TASKS: NONE

OPFOR TASKS AND STANDARDS

TASK: Conduct Aerial Reconnaissance (34-OPFOR-1007)

CONDITION: OPFOR HQ requires intelligence on the location and identification of enemy elements. Aircraft is dispatched to take photographs and conduct a visual inspection of enemy area.

STANDARD: Located and photographed enemy positions in assigned sectors, to include: support and storage bases and command and control facilities. Visual checks were conducted when possible. The enemy was not engaged. Priority Intelligence Requests and other Information Requirements were reported to OPFOR HQ.

ELEMENTS: COMPANY
 COMPANY HEADQUARTERS
 SVC PLT HQ
 COLL & JAM PLT HQ
 OPS SPT PLT HQ
 ACE HEADQUARTERS

TASK: Perform Redeployment Maintenance Activities (63-2-8017.34-0001)
 (FM 100-17) (HANDBOOK REF 97-1)

ITERATION: 1 2 3 4 5 M (Circle)
COMMANDER/LEADER ASSESSMENT: T P U (Circle)

CONDITIONS: The unit is preparing for redeployment to home station. A motor officer has been designated by the commander. Required tools, equipment, and personnel are available. Maintenance support teams are available in the tactical assembly area and redeployment assembly area. The maintenance standing operating procedures is available. The unit is redeploying as part of a higher headquarters redeployment. Redeployment maintenance is performed day or night under all environmental conditions. Some iterations of this task should be performed in MOPP4.

TASK STANDARDS: Redeployment maintenance was accomplished in accordance with the maintenance standing operating procedures and commander's guidance.

TASK STEPS AND PERFORMANCE MEASURES	GO	NO-GO
<ul style="list-style-type: none"> * 1. Commander directs redeployment maintenance activities. <ul style="list-style-type: none"> a. Identifies redeployment maintenance requirements. b. Monitors maintenance activities for compliance with the maintenance standing operating procedures and commander's guidance. c. Approves the use of controlled exchange when required repair parts are not available. d. Checks material condition status report for accuracy and completeness. e. Forwards material condition status report to the S4. f. Coordinates with S4 for maintenance support. g. Prioritizes repair of vehicles and equipment. h. Enforces safety procedures. i. Enforces environmental stewardship procedures. * 2. Motor officer and/or motor sergeant supervises redeployment maintenance activities. <ul style="list-style-type: none"> a. Identifies unit operational readiness levels by reviewing vehicle and equipment status reports, preventive maintenance checks and services, and redeployment maintenance checks. b. Prepares material condition status report in accordance with AR 220-1 and AR 700-138. c. Submits current material condition status report to commander. d. Submits request for Maintenance Support Teams (MSTs) to commander. e. Submits request for controlled exchanges to commander for approval. f. Designates unit maintenance personnel to assist MSTs. g. Directs calibration of tools. h. Verifies prescribed load list inventory by conducting spot checks. i. Verifies completion of repairs by reviewing maintenance records. j. Coordinates with S4 to identify status of vehicles and equipment in support maintenance. 		

TASK STEPS AND PERFORMANCE MEASURES	GO	NO-GO
<ul style="list-style-type: none"> k. Coordinates with S4 for disposition instructions for nonrepairable vehicles. l. Briefs the commander on maintenance status of vehicles and equipment. m. Issues and/or reissues military drivers and equipment licenses to unit personnel. n. Enforces safety procedures. o. Enforces environmental stewardship procedures. <p>3. Headquarters performs organizational maintenance activities.</p> <ul style="list-style-type: none"> a. Calibrates tools. b. Inspects equipment in accordance with technical manuals. c. Records all deficiencies on equipment inspection worksheets. d. Corrects unit-level maintenance deficiencies. e. Forwards requests for direct support maintenance to the supporting maintenance facility. f. Requests required repair. g. Repairs equipment. h. Requests approval for controlled exchange through motor officer or sergeant when required repair parts are not available. i. Performs controlled exchange. j. Performs final inspection to ensure quality control of repairs. k. Conducts inventory of prescribed load list to confirm shortages. l. Submits request for prescribed load list replenishment to motor sergeant. m. Performs technical inspections of replacement equipment. n. Releases equipment to appropriate platoon or section. o. Employs safety procedures. p. Employs environmental stewardship procedures. <p>4. Headquarters conducts transactions with MST.</p> <ul style="list-style-type: none"> a. Identifies vehicles and equipment that require MST support. b. Prepares required documentation for submission to MST. c. Delivers vehicles and equipment to MST. d. Picks up equipment from MST upon notification repairs are completed. e. Notifies owning element to pick up vehicles and equipment. <p>* 5. Supervise redeployment operator maintenance activities.</p> <ul style="list-style-type: none"> a. Monitor performance of preventive maintenance checks and services and redeployment maintenance. b. Inspect vehicles, weapons, and equipment to ensure compliance with appropriate technical manuals and commander's guidance. c. Provide input for material condition status report to motor officer. d. Enforce safety procedures. e. Enforce environmental stewardship procedures. 		

TASK PERFORMANCE / EVALUATION SUMMARY BLOCK							
ITERATION	1	2	3	4	5	M	TOTAL
TOTAL TASK STEPS EVALUATED							
TOTAL TASK STEPS "GO"							
TRAINING STATUS "GO"/"NO-GO"							

"*" indicates a leader task step.

SUPPORTING INDIVIDUAL TASKS

Task Number	Task Title	References
091-CLT-3009(SL4)	Supervise Maintenance Operations	STP 21-24-SMCT
091-CLT-4029(SL2)	Supervise Preventive Maintenance Checks and Services (PMCS)	STP 21-24-SMCT
850-001-2000(SL2)	Employ Accident Prevention Measures and Risk Mgt Process	STP 21-24-SMCT

SUPPORTING COLLECTIVE TASKS: NONE

OPFOR TASKS AND STANDARDS

TASK: Conduct Aerial Reconnaissance (34-OPFOR-1007)

CONDITION: OPFOR HQ requires intelligence on the location and identification of enemy elements. Aircraft is dispatched to take photographs and conduct a visual inspection of enemy area.

STANDARD: Located and photographed enemy positions in assigned sectors, to include: support and storage bases and command and control facilities. Visual checks were conducted when possible. The enemy was not engaged. Priority Intelligence Requests and other Information Requirements were reported to OPFOR HQ.

ELEMENTS: COMPANY
 COMPANY HEADQUARTERS
 SVC PLT HQ
 COLL & JAM PLT HQ
 OPS SPT PLT HQ
 ACE HEADQUARTERS

TASK: Prepare Vehicles and Equipment for Redeployment (63-2-8018.34-0001)
 (FM 100-17) (HANDBOOK REF 97-1)

ITERATION: 1 2 3 4 5 M (Circle)
COMMANDER/LEADER ASSESSMENT: T P U (Circle)

CONDITIONS: The unit receives a movement directive to redeploy to home station. Preparation of vehicles and equipment for redeployment is performed in the tactical/redeployment assembly area and aerial/seaport of embarkation unit marshalling area. A railhead is available. Packing and crating; weighing and loading; vehicle and equipment cleaning; and rail loading teams have been designated. Transportation support, railcars, weighing scales, packing materials, material handling equipment, shipping containers, inserts, pallets and other equipment preparation and loading materials are available. The movement directive, redeployment movement plan and higher headquarters redeployment operations order are available. The unit has a Unit movement officer and alternate. The unit is redeploying as part of a higher headquarters redeployment. Equipment preparation is performed day or night under all environmental conditions. Some iterations of this task should be performed in MOPP4.

TASK STANDARDS: Vehicles and equipment were prepared for redeployment and loaded for movement to aerial/seaport of embarkation in accordance with the redeployment movement plan and commander's guidance.

TASK STEPS AND PERFORMANCE MEASURES	GO	NO-GO
<p>* 1. Commander directs vehicle and equipment preparation activities.</p> <ul style="list-style-type: none"> a. Identifies equipment and supplies to be redeployed. b. Identifies personnel, equipment, and vehicles scheduled to move to the aerial/seaport of embarkation (A/SPOE) by road or rail. c. Designates a unit marshalling area. d. Coordinates with S2/S3 for US Department of Agriculture and customs contact team support. e. Coordinates with S4 for transportation support to A/SPOE. f. Inspects area to ensure all excess vehicles, equipment, and supplies have been turned-in. g. Notifies S2/S3 when vehicles and containers are loaded and ready to move. <p>* 2. Unit movement officer supervises vehicle and equipment preparation activities.</p> <ul style="list-style-type: none"> a. Coordinates with theater army movement control activity/movement control team and the transportation coordinator's automated command & control information system site for deployment equipment list, military shipping labels, and documents. <p>NOTE: If the unit did not deploy with a deployment equipment list produced by the transportation coordinator's automated command & control information system, a deployment equipment list will be generated based on the unit property book and vehicle and secondary load lists.</p> <ul style="list-style-type: none"> b. Updates automated unit equipment list (AUEL) to reflect vehicles, equipment, and supplies to be redeployed. c. Updates AUEL to reflect actual weights. 		

TASK STEPS AND PERFORMANCE MEASURES	GO	NO-GO
<p>d. Inputs updated AUDEL into the transportation coordinator's automated command & control information system.</p> <p>e. Provides theater army movement control activity/movement control team and/or S4 with information on oversize and overweight vehicles, equipment, and cargo requiring special handling.</p> <p>f. Coordinates with transportation coordinator's automated command & control information system site for deployment equipment list, blocking, bracing, packing, crating, and tie-down material requirements lists; vehicle/rail loading plans and schedules; special hauling permit requests; military shipping labels; and convoy clearance requests.</p> <p>g. Coordinates with S4 for packing materials, weighing scales, material handling equipment, containers, inserts, pallets, and other equipment preparation and loading materials.</p> <p>h. Coordinates with S4 for radio frequency tags for sensitive/classified cargo.</p> <p>i. Coordinates with US Department of Agriculture and customs contact team leaders for vehicle and equipment packing, loading, and cleaning instructions early in the preparation process.</p> <p>j. Provides unit leaders with a vehicle and equipment cleaning schedule.</p> <p>k. Provides unit leaders with redeployment forms, shipping labels, and documents.</p> <p>l. Coordinates container pick-up with S4.</p> <p>m. Provides special instructions to packing and crating teams.</p> <p>n. Provides container packing schedule to unit leaders and customs contact team.</p> <p>o. Identifies transportation support requirements.</p> <p>p. Coordinates with S4 for movement of vehicles and equipment to rail loading site.</p> <p>q. Provides rail loading plan to rail loading team chief.</p> <p>r. Provides rail loading team proper tools to conduct rail load out.</p> <p>s. Coordinates with S4 or theater army movement control activity/movement control team officials for port call message and verification of redeployment movement plan A/SPOE requirements and procedures.</p> <p>t. Briefs commander on status of preparation of vehicles and equipment for deployment.</p> <p>* 3. Supervise preparation of unit elements for redeployment.</p> <p>a. Verify adequate space has been allowed for personal items and secondary loads by reviewing loading plans.</p> <p>b. Revise loading plans.</p> <p>c. Monitor packing and loading.</p> <p>d. Direct personnel to deliver vehicles and equipment to the vehicle and equipment cleaning site.</p> <p>e. Monitor vehicle and equipment cleaning operations to ensure vehicles and equipment are cleaned.</p> <p>f. Inspect area to ensure all equipment to be redeployed has been packed and/or loaded.</p> <p>g. Inspect area to ensure all excess vehicles, equipment, and supplies have been turned-in.</p> <p>h. Inspect internal loads to ensure loads are secure.</p> <p>i. Notify unit movement officer of any load plan revisions.</p> <p>j. Enforce safety procedures.</p> <p>k. Enforce environmental stewardship protective procedures.</p> <p>* 4. Movement officer maintains an up-to-date AUDEL.</p>		

TASK STEPS AND PERFORMANCE MEASURES	GO	NO-GO
<p>a. Conducts physical inventory of vehicles and equipment to be redeployed to verify accuracy of AUEL.</p> <p>b. Revises AUEL.</p> <p>c. Submits AUEL changes to theater army movement control activity/movement control team.</p> <p>5. Packing and crating teams prepare equipment for redeployment.</p> <p>a. Pack hazardous materials.</p> <p>b. Prepare container packing lists and shipping documents.</p> <p>c. Distribute container packing lists and shipping documents.</p> <p>d. Mark containers.</p> <p>e. Assist container pick-up crew in loading operations.</p> <p>f. Employ safety procedures.</p> <p>g. Employ environmental stewardship protective procedures.</p> <p>6. Vehicle and equipment cleaning team cleans vehicles and equipment for redeployment.</p> <p>a. Guides vehicles into cleaning site.</p> <p>b. Cleans vehicles and equipment.</p> <p>c. Reports completion of vehicle and equipment cleaning operations to unit movement officer.</p> <p>7. Prepare vehicles, equipment, and personal gear for redeployment.</p> <p>a. Turn in excess vehicles, equipment, and supplies to supply sergeant.</p> <p>b. Pack personal gear.</p> <p>c. Mark and/or tag personal gear and equipment.</p> <p>d. Move equipment to be packed in containers to the container packing area.</p> <p>e. Load vehicles.</p> <p>f. Place radio frequency tags on sensitive/classified cargo and/or vehicles.</p> <p>g. Deliver vehicles and equipment to the vehicle and equipment cleaning site.</p> <p>h. Move vehicles to marshalling area.</p> <p>i. Employ safety procedures.</p> <p>j. Employ environmental stewardship protective procedures.</p> <p>8. Weighing and marking team weighs and marks vehicles for deployment.</p> <p>a. Sets up weighing and marking.</p> <p>b. Guides vehicles onto scales as they arrive.</p> <p>c. Identifies vehicle gross weight.</p> <p>d. Identifies vehicle axle weights (air movement only).</p> <p>e. Computes vehicle center of balance based on axle weights (air movement only).</p> <p>f. Marks center of balance on vehicles.</p> <p>g. Reports gross weights for each deploying vehicle to movement officer.</p> <p>h. Tears down weighing and marking area.</p> <p>i. Returns vehicle weighing scales.</p> <p>9. Prepare vehicles and equipment for movement to A/SPOE or rail loading site.</p> <p>a. Stage vehicles for convoy.</p> <p>b. Correct loading deficiencies.</p> <p>c. Recompute center of gravity (air movement only).</p> <p>d. Re-mark center of gravity on vehicles (air movement only).</p> <p>e. Mark vehicles for movement to A/SPOE.</p> <p>f. Place military shipping labels on vehicles and equipment.</p> <p>g. Move designated vehicles and equipment to the rail loading site.</p> <p>h. Prepare convoy for movement to A/SPOE.</p>		

TASK STEPS AND PERFORMANCE MEASURES	GO	NO-GO
i. Notify movement officer that vehicles are ready to cross start point for convoy to A/SPOE. *10. Rail loading team supervises rail loading activities. a. Conducts safety briefing for unit personnel at the rail loading site. b. Coordinates with unit movement officer for rail loading plans. c. Coordinates with unit movement officer to identify special rail loading requirements. d. Verifies the presence of rail guards by conducting roll call. e. Verifies the presence of manifested vehicles and equipment by conducting physical inventory. f. Provides cargo manifest to conductor. g. Inspects vehicles and equipment for military shipping labels and proper markings h. Notifies commander when rail loading is complete. i. Enforces safety procedures. j. Enforces environmental stewardship protective procedures. 11. Rail loading team performs rail loading. a. Stages vehicles. b. Loads vehicles and equipment on railcars. c. Secures vehicles and equipment. d. Notifies rail loading team loading is complete. e. Employs safety procedures. f. Employs environmental stewardship protective procedures.		

TASK PERFORMANCE / EVALUATION SUMMARY BLOCK							
ITERATION	1	2	3	4	5	M	TOTAL
TOTAL TASK STEPS EVALUATED							
TOTAL TASK STEPS "GO"							
TRAINING STATUS "GO"/"NO-GO"							

"*" indicates a leader task step.

SUPPORTING INDIVIDUAL TASKS

Task Number	Task Title	References
091-CLT-3009(SL4)	Supervise Maintenance Operations	STP 21-24-SMCT
091-CLT-4029(SL2)	Supervise Preventive Maintenance Checks and Services (PMCS)	STP 21-24-SMCT
101-92Y-0006(SL2)	Inspect equipment for accountability, cleanliness, and serviceability	STP 21-24-SMCT
850-001-2000(SL2)	Employ Accident Prevention Measures and Risk Mgt Process	STP 21-24-SMCT

SUPPORTING COLLECTIVE TASKS: NONE

OPFOR TASKS AND STANDARDS

TASK: Conduct Aerial Reconnaissance (34-OPFOR-1007)

CONDITION: OPFOR HQ requires intelligence on the location and identification of enemy elements. Aircraft is dispatched to take photographs and conduct a visual inspection of enemy area.

STANDARD: Located and photographed enemy positions in assigned sectors, to include: support and storage bases and command and control facilities. Visual checks were conducted when possible. The enemy was not engaged. Priority Intelligence Requests and other Information Requirements were reported to OPFOR HQ.

TASK: Conduct Raid (34-OPFOR-1009)

CONDITION: OPFOR element has occupied an objective rally point and has orders to conduct a raid on a rear area base.

STANDARD: Enemy forces were surprised. Assaulted enemy support base and accomplished assigned tasks. Specified equipment and supplies were destroyed. Decisive engagement was avoided. All personnel were withdrawn from the area within the prescribed time. The collected intelligence data satisfied the Priority Intelligence Requirements.

ELEMENTS: COMPANY
 COMPANY HEADQUARTERS
 SVC PLT HQ

TASK: Perform Sea Port of Embarkation Activities for Redeployment (63-2-8019.34-0001)
 (FM 100-17) (FM 55-1) (FM 55-10)
 (FM 55-50) (HANDBOOK REF 97-1)

ITERATION: 1 2 3 4 5 M (Circle)
COMMANDER/LEADER ASSESSMENT: T P U (Circle)

CONDITIONS: The unit's wheeled-vehicle convoy crosses the release point in the Seaport of Embarkation (SPOE) marshalling area. The commander has designated a unit SPOE team. Commercial support is not available. The commander or SPOE team has notified higher headquarters and port support activity officials of the unit's arrival. Port support activity officials have requested unit vehicle operators' assistance in offloading unit vehicles deployed to the SPOE by rail. Transportation, maintenance, logistics, and equipment cleaning support is available. A SPOE sterile area has been designated. The redeployment movement plan/operations order are available. The unit is redeploying as part of a higher headquarters deployment and has a unit movement officer. A theater support command is in place and has assumed overall responsibility for all logistics in the theater, to include port operations. SPOE activities are performed day or night under all environmental conditions. Some iterations of this task should be performed in MOPP4.

TASK STANDARDS: Seaport of embarkation activities were performed in accordance with the redeployment movement plan and higher headquarters staff and port support activity officials' instructions.

TASK STEPS AND PERFORMANCE MEASURES	GO	NO-GO
* 1. Commander or Seaport of Embarkation team directs SPOE activities. <ul style="list-style-type: none"> a. Directs team to perform after-operations preventive maintenance checks and services on vehicles. b. Identifies transportation requirements for return to unit area. c. Coordinates with theater support command for transportation, maintenance, and logistics support. d. Coordinates with Port Support Activity (PSA) officials to verify SPOE movement schedules, procedures, safety guidelines, and requirements. e. Briefs team leaders on SPOE movement schedules, procedures, and requirements. f. Directs team to offload and inspect equipment arriving by rail. g. Coordinates with PSA to identify number of supercargoes authorized and the point of contact for supercargoes. h. Inspects supercargoes to ensure they are prepared for redeployment by sea movement, to include proper orders and equipment. i. Briefs supercargoes on boarding schedule and responsibilities. j. Conducts acceptance inspection of vehicles, equipment, and cargo. k. Directs team to correct deficiencies noted during PSA acceptance inspection. l. Transfers custody of vehicles, equipment, and cargo to SPOE officials. m. Briefs the higher headquarters commander on status of SPOE activities. 2. Supercargoes perform SPOE activities. <ul style="list-style-type: none"> a. Report to port commander's representative. b. Perform SPOE activities. 		

TASK STEPS AND PERFORMANCE MEASURES	GO	NO-GO
<ul style="list-style-type: none"> c. Coordinate with vessel point of contact for instructions on responsibilities and accommodations. d. Report to the customs inspector. e. Load baggage. f. Board ship. <p>* 3. Unit movement officer coordinates SPOE activities.</p> <ul style="list-style-type: none"> a. Coordinates with PSA officials to verify loading sequence of vehicles and equipment (ship stow plan). b. Monitors PSA acceptance inspection of vehicles and cargo to identify deficiencies. c. Coordinates with maintenance support for disposition of excess fuel, petroleum, oil, lubricant products, and maintenance support. d. Coordinates with PSA officials for vehicle cleaning support and location of SPOE sterile area. e. Inspects shipping documents and labels, markings, customs labels, and decontamination tags on vehicles and equipment for compliance with theater army movement control activity/movement control team, customs, and US Department of Agriculture officials' instructions. f. Coordinates with theater army movement control activity/movement control team, US Department of Agriculture and/or customs officials to correct deficiencies in shipping documents and labels, customs labels, and decontamination tags. g. Briefs commander on status of SPOE activities. <p>* 4. Unit movement officer coordinates rail offloading.</p> <ul style="list-style-type: none"> a. Coordinates with PSA officials for rail offloading schedule and requirements. b. Designates personnel to assist in rail offloading activities. c. Briefs personnel designated to assist in rail offloading activities on schedule and requirements. d. Supervises rail offloading activities. e. Assumes custody of equipment deployed by rail by signing appropriate shipping documents. f. Notifies SPOE team leaders, equipment deployed by rail has arrived in the marshalling area. g. Briefs commander and/or SPOE team OIC on status of rail offloading activities. <p>5. SPOE team performs rail offloading operations.</p> <ul style="list-style-type: none"> a. Reports to the railhead in accordance with unit movement officer's instructions. b. Offloads equipment from railcars in accordance with PSA officials' instructions. c. Moves equipment to SPOE marshalling area in accordance with PSA officials' instructions. d. Employs safety procedures. <p>6. SPOE team performs SPOE marshalling area maintenance.</p> <ul style="list-style-type: none"> a. Performs after-operations preventive maintenance checks and services in accordance with the redeployment movement plan and appropriate technical manuals. b. Notifies supervisor of maintenance problems beyond operator's capability. c. Checks vehicles, cargo, and personal gear for completeness, damage, proper markings and compliance with loading plans. d. Conducts final preparation of vehicles and equipment in accordance with the redeployment movement plan. 		

TASK STEPS AND PERFORMANCE MEASURES	GO	NO-GO
<p>e. Adjusts vehicle fuel levels in accordance with port call message and PSA officials and unit movement officer's instructions.</p> <p>f. Turns in excess fuel and petroleum, oil, and lubricant products in accordance with unit movement officer's instructions.</p> <p>g. Verifies placement of placards, labels, and certification documents on hazardous material in accordance with PSA officials and unit movement officer's instructions.</p> <p>h. Corrects deficiencies on vehicles, cargo, and personal gear in accordance with SPOE team leaders' instructions.</p> <p>i. Moves to SPOE vehicle and equipment cleaning site.</p> <p>j. Employs safety procedures.</p> <p>k. Employs environmental stewardship procedures.</p> <p>7. SPOE team performs US Department of Agriculture cleaning activities.</p> <p>a. Performs vehicle cleaning in accordance with instructions from cleaning site personnel.</p> <p>b. Corrects US Department of Agriculture inspection deficiencies in accordance with US Department of Agriculture officials' instructions.</p> <p>c. Moves vehicles and equipment to designated sterile area in accordance with unit leaders' instructions.</p> <p>* 8. SPOE team leaders supervise final preparation of vehicles, equipment, cargo, and personal gear for redeployment by sealift.</p> <p>a. Inspect military shipping labels, markings, customs labels, and decontamination tags on vehicles and equipment for compliance with redeployment standing operating procedures, port call message, and unit movement officer's instructions.</p> <p>b. Monitor customs inspection to ensure deficiencies are corrected.</p> <p>c. Inspect vehicles and cargo to ensure deficiencies noted during acceptance inspection have been corrected.</p> <p>d. Coordinate maintenance assistance with commander and/or SPOE team OIC.</p> <p>e. Enforce safety procedures.</p> <p>f. Enforce environmental stewardship procedures.</p> <p>9. SPOE team performs final preparation of vehicles, equipment, cargo and personal gear for redeployment.</p> <p>a. Moves vehicles and equipment to SPOE staging area.</p> <p>b. Stages vehicles for loading.</p> <p>c. Corrects deficiencies in shipping documents, markings, customs labels, and decontamination tags on vehicles and equipment.</p> <p>d. Corrects deficiencies noted during customs inspection.</p> <p>e. Drives vehicles to call forward area.</p> <p>f. Employs safety procedures.</p> <p>g. Employs environmental stewardship procedures.</p> <p>*10. Unit movement officer updates transportation documentation.</p> <p>a. Verifies deployment equipment list by conducting physical inspection of equipment.</p> <p>b. Updates deployment equipment list.</p> <p>c. Verifies the presence of supercargoes by conducting roll call.</p> <p>d. Updates supercargo manifest.</p> <p>e. Provides changes to deployment equipment list and supercargo manifest to PSA officials.</p> <p>11. SPOE team returns to unit area.</p>		

TASK STEPS AND PERFORMANCE MEASURES	GO	NO-GO
a. Assembles personnel for return to unit area in accordance with commander or SPOE team OIC's instructions. b. Reports to transportation loading area. c. Loads baggage on vehicles. d. Boards transportation to return to unit.		

TASK PERFORMANCE / EVALUATION SUMMARY BLOCK							
ITERATION	1	2	3	4	5	M	TOTAL
TOTAL TASK STEPS EVALUATED							
TOTAL TASK STEPS "GO"							
TRAINING STATUS "GO"/"NO-GO"							

"*" indicates a leader task step.

SUPPORTING INDIVIDUAL TASKS

Task Number	Task Title	References
091-CLT-3009(SL4)	Supervise Maintenance Operations	STP 21-24-SMCT
091-CLT-4029(SL2)	Supervise Preventive Maintenance Checks and Services (PMCS)	STP 21-24-SMCT
101-92Y-0004(SL2)	Enforce Property Accountability Policies	STP 21-24-SMCT
101-92Y-0005(SL2)	Enforce Compliance with Property Accountability Policies	STP 21-24-SMCT
101-92Y-0006(SL2)	Inspect equipment for accountability, cleanliness, and serviceability	STP 21-24-SMCT
850-001-2000(SL2)	Employ Accident Prevention Measures and Risk Mgt Process	STP 21-24-SMCT
850-001-3001(SL3)	Control Mission Safety Hazard	STP 21-24-SMCT
850-001-4001(SL4)	Integrate Risk Mgt Into Platoon	STP 21-24-SMCT

SUPPORTING COLLECTIVE TASKS: NONE

OPFOR TASKS AND STANDARDS

TASK: Conduct Air Attacks (34-OPFOR-1006)

CONDITION: OPFOR elements in the rear area have forwarded the coordinates of enemy facilities/elements. OPFOR aircraft have been dispatched to attack enemy installations or convoys.

STANDARD: Support sites, command and control facilities, and/or convoys were located. Attack runs on designated targets were conducted. Enemy equipment, supplies, and vehicles were destroyed and enemy personnel were killed.

TASK: Conduct Aerial Reconnaissance (34-OPFOR-1007)

CONDITION: OPFOR HQ requires intelligence on the location and identification of enemy elements. Aircraft is dispatched to take photographs and conduct a visual inspection of enemy area.

STANDARD: Located and photographed enemy positions in assigned sectors, to include: support and storage bases and command and control facilities. Visual checks were conducted when possible. The enemy was not engaged. Priority Intelligence Requests and other Information Requirements were reported to OPFOR HQ.

TASK: Conduct Raid (34-OPFOR-1009)

CONDITION: OPFOR element has occupied an objective rally point and has orders to conduct a raid on a rear area base.

STANDARD: Enemy forces were surprised. Assaulted enemy support base and accomplished assigned tasks. Specified equipment and supplies were destroyed. Decisive engagement was avoided. All personnel were withdrawn from the area within the prescribed time. The collected intelligence data satisfied the Priority Intelligence Requirements.

ELEMENTS: COMPANY HEADQUARTERS
 COMPANY
 SVC PLT HQ

TASK: Perform Aerial Port of Embarkation Activities for Redeployment (63-2-8020.34-0001)
 (FM 100-17) (FM 55-1) (FM 55-10)
 (FM 55-60) (FM 55-9) (HANDBOOK REF 97-1)

ITERATION: 1 2 3 4 5 M (Circle)
COMMANDER/LEADER ASSESSMENT: T P U (Circle)

CONDITIONS: The unit arrives at the aerial port of embarkation marshalling area for aerial redeployment. The higher headquarters has an advance party to assist in coordinating aerial port of embarkation activities. Transportation support is available. The redeployment movement plan and port call message are available. The unit has a unit movement officer and alternate. The unit is redeploying as part of higher headquarters redeployment. A theater support command is in place and has assumed overall responsibility for all logistics operations in the theater, to include port operations. Aerial port of embarkation activities are performed day or night under all environmental conditions. Some iterations of this task should be performed in MOPP4.

TASK STANDARDS: Aerial port of embarkation activities are performed in accordance with the redeployment movement plan and departure airfield control group instructions.

TASK STEPS AND PERFORMANCE MEASURES	GO	NO-GO
<ul style="list-style-type: none"> * 1. Commander directs aerial port of embarkation activities. <ul style="list-style-type: none"> a. Notifies higher headquarters advance party that the unit has arrived at the aerial port of embarkation. b. Coordinates with S2/S3, departure airfield control group, or theater support command to verify movement schedules, procedures, and requirements. c. Provides manifest of unit personnel and shipper's declaration of dangerous goods to higher headquarters for review. d. Briefs unit on duties and responsibilities, to include reverse manifesting schedule, customs requirements, and transportation of personnel and baggage. e. Directs unit to conduct final preparation of vehicles and equipment. f. Conducts acceptance inspection of vehicles and equipment with departure airfield control group officials at the alert holding area. g. Directs unit to correct deficiencies noted during acceptance inspection. h. Transfers custody of equipment and cargo to departure airfield control group officials. i. Briefs the higher headquarters commander on status of aerial port of embarkation activities. * 2. Unit movement officer supervises aerial port of embarkation activities. <ul style="list-style-type: none"> a. Coordinates with S2/S3 for transportation, maintenance, logistics support. b. Coordinates with S2/S3 or departure airfield control group to verify movement schedules, procedures, and requirements. c. Coordinates with S4 to ensure adequate shoring, dunnage, and floor protection is on hand and readily available for loading. d. Verifies unit vehicles, equipment, cargo, and secondary loads are properly marked and prepared for redeployment. e. Coordinates with S2/S3 or site coordinator for equipment cleaning support. 		

TASK STEPS AND PERFORMANCE MEASURES	GO	NO-GO
<ul style="list-style-type: none"> f. Coordinates with departure airfield control group to verify loading sequence of vehicles and equipment. g. Designates personnel to verify weight and center of balance marks. h. Briefs designated personnel on weight and center of balance marks verification requirements. i. Verifies that deficiencies noted during inspection have been corrected. j. Verifies the presence of all manifested personnel by conducting roll call. k. Provides verified personnel and cargo manifest to departure airfield control group at the alert holding area. l. Provides load teams to load and tie down unit equipment. <p>3. Unit performs departure airfield control group marshalling activities.</p> <ul style="list-style-type: none"> a. Performs after-operations PMCS IAW appropriate TMs. b. Notifies supervisor of maintenance problems beyond operator's capability to repair. c. Conducts final preparation of vehicles and equipment IAW FM 55-12 and UMO's instructions. d. Adjusts vehicle fuel levels IAW TM 38-250 and DACG officials' instructions. e. Turns-in excess fuel and POL products IAW UMO's instructions. f. Corrects deficiencies on vehicles, cargo and personal gear IAW unit leaders' instructions. g. Corrects deficiencies on placement of placards, labels and certification documents on hazardous material IAW UMO/NCO, unit leaders' and customs and USDA officials' instructions, if necessary. h. Moves vehicles and equipment to APOE cleaning site or alert holding area, as directed. i. Employs safety procedures. j. Employs environmental stewardship procedures. <p>4. Unit processes vehicles and equipment through the APOE cleaning site.</p> <ul style="list-style-type: none"> a. Delivers vehicles to APOE cleaning site IAW UMO's instructions. b. Performs vehicle cleaning IAW DACG officials' instructions. c. Returns vehicles and equipment to unit area IAW unit leaders' instructions. <p>* 5. Unit leaders supervise final preparation of vehicles, equipment, cargo and personal gear for redeployment.</p> <ul style="list-style-type: none"> a. Inspect shipping documents, markings, customs labels and decontamination tags on vehicles, equipment, cargo and personal gear for compliance with the redeployment movement plan and UMO's instructions. b. Monitor customs inspection to ensure deficiencies are corrected. c. Inspect vehicles and cargo to ensure deficiencies noted during acceptance inspection have been corrected. d. Coordinate with the UMO for assistance in correcting shipping documentation and maintenance deficiencies, as required. e. Enforce safety procedures. f. Enforce environmental stewardship procedures. <p>6. Unit performs APOE alert holding area activities.</p> <ul style="list-style-type: none"> a. Drives vehicles to call forward area, as directed. b. Boards transportation to terminal, as directed. c. Employs safety procedures. <p>7. Unit performs APOE passenger activities.</p>		

TASK STEPS AND PERFORMANCE MEASURES	GO	NO-GO
a. Reports to designated location for safety and antiterrorism briefing, security screen, and customs inspection IAW UMO's instructions. b. Remains in quarantined area IAW DACG officials' instructions. c. Provides baggage detail, as directed, to load unit baggage on aircraft. d. Boards aircraft IAW loadmaster's instructions.		

TASK PERFORMANCE / EVALUATION SUMMARY BLOCK							
ITERATION	1	2	3	4	5	M	TOTAL
TOTAL TASK STEPS EVALUATED							
TOTAL TASK STEPS "GO"							
TRAINING STATUS "GO"/"NO-GO"							

"*" indicates a leader task step.

SUPPORTING INDIVIDUAL TASKS

Task Number	Task Title	References
091-CLT-3009(SL4)	Supervise Maintenance Operations	STP 21-24-SMCT
091-CLT-4029(SL2)	Supervise Preventive Maintenance Checks and Services (PMCS)	STP 21-24-SMCT
551-88N-0004(SL3)	Coordinate Unit Movement	STP 21-24-SMCT
850-001-2000(SL2)	Employ Accident Prevention Measures and Risk Mgt Process	STP 21-24-SMCT
850-001-3001(SL3)	Control Mission Safety Hazard	STP 21-24-SMCT
850-001-4001(SL4)	Integrate Risk Mgt Into Platoon	STP 21-24-SMCT

SUPPORTING COLLECTIVE TASKS: NONE

OPFOR TASKS AND STANDARDS

TASK: Conduct Air Attacks (34-OPFOR-1006)

CONDITION: OPFOR elements in the rear area have forwarded the coordinates of enemy facilities/elements. OPFOR aircraft have been dispatched to attack enemy installations or convoys.

STANDARD: Support sites, command and control facilities, and/or convoys were located. Attack runs on designated targets were conducted. Enemy equipment, supplies, and vehicles were destroyed and enemy personnel were killed.

TASK: Conduct Aerial Reconnaissance (34-OPFOR-1007)

CONDITION: OPFOR HQ requires intelligence on the location and identification of enemy elements. Aircraft is dispatched to take photographs and conduct a visual inspection of enemy area.

STANDARD: Located and photographed enemy positions in assigned sectors, to include: support and storage bases and command and control facilities. Visual checks were conducted when possible. The enemy was not engaged. Priority Intelligence Requests and other Information Requirements were reported to OPFOR HQ.

TASK: Conduct Raid (34-OPFOR-1009)

CONDITION: OPFOR element has occupied an objective rally point and has orders to conduct a raid on a rear area base.

STANDARD: Enemy forces were surprised. Assaulted enemy support base and accomplished assigned tasks. Specified equipment and supplies were destroyed. Decisive engagement was avoided. All personnel were withdrawn from the area within the prescribed time. The collected intelligence data satisfied the Priority Intelligence Requirements.

ELEMENTS: COMPANY
 COMPANY HEADQUARTERS
 SVC PLT HQ

TASK: Perform Aerial Port of Debarkation Activities for Redeployment (63-2-8021.34-0001)
 (FM 55-1) (FM 55-10) (FM 55-60)
 (FM 55-9) (HANDBOOK REF 97-1)

ITERATION: 1 2 3 4 5 (Circle)
COMMANDER/LEADER ASSESSMENT: T P U (Circle)

CONDITIONS: Aircraft carrying main body lands at the APOD. The higher HQ has an advance party at the APOD to assist in coordinating APOD activities. Representatives from the higher HQ advance party, supporting installation and AACG meet the aircraft. AACG officials request that unit personnel assist in offloading the aircraft. The AACG has designated a holding area and an MA for the unit to complete APOD activities. Transportation is available to move the unit to the MA and home station. The Redeployment Movement Plan is available. APOD activities are performed day or night under all environmental conditions. This task should not be trained in MOPP4.

TASK STANDARDS: APOD activities are performed IAW the Redeployment Movement Plan and AACG officials and commander's instructions.

NOTE: RC-specific tasks and performance measures are annotated "RC".

TASK STEPS AND PERFORMANCE MEASURES	GO	NO-GO
<ul style="list-style-type: none"> * 1. Commander coordinates arrival of personnel. <ul style="list-style-type: none"> a. Coordinates with higher HQ advance party and AACG officials upon arrival for USDA and customs inspections, location of holding and marshalling areas, maintenance support, movement support, security and other special APOD requirements. b. Assembles unit in holding area. c. Coordinates with S2/S3 to verify arrangements for movement to home station or demobilization station (RC). d. Coordinates with S2/S3 Section to verify demobilization station reporting procedures and POC (RC). e. Briefs unit leaders on APOD requirements and movement arrangements. f. Briefs higher HQ advance party OIC on APOD activities, as required. * 2. UMO coordinates APOD activities. <ul style="list-style-type: none"> a. Coordinates with AACG for offloading and movement schedules. b. Briefs unit leaders on offloading and movement schedules. c. Provides AACG, supporting installation officials and higher HQ staff personnel representative a copy of DEL. d. Coordinates with S2/S3 representatives for convoy routes, maps and timetable for road move to home station or designated demobilization station (RC). e. Coordinates with S4 representatives for fuel and supplies for road move to home station or demobilization station (RC). f. Briefs commander on APOD activities. * 3. Unit leaders supervise APOD activities. <ul style="list-style-type: none"> a. Inspects personnel and weapons for accountability as they exit aircraft. b. Briefs personnel on APOD requirements based on commander's instructions. 		

TASK STEPS AND PERFORMANCE MEASURES	GO	NO-GO
c. Monitors USDA and customs inspections to ensure personnel comply with USDA and customs officials' instructions. d. Designates personnel to assist in offloading aircraft, as required. e. Inspects personnel and personal gear at the holding area and MA to ensure all personnel have arrived with required personal gear. f. Briefs commander on APOD activities. 4. Unit performs APOD activities. a. Disembarks aircraft IAW loadmaster's instructions. b. Assembles in APOD holding area, as directed. c. Performs offloading activities IAW AACG officials and loadmaster's instructions. d. Moves to APOD MA IAW commander's instructions. e. Inspects vehicles and equipment to ensure all equipment is offloaded and serviceable. f. Notifies unit leaders of vehicle and/or equipment deficiencies that can not be corrected. g. Reconfigures vehicles and cargo for road movement, if necessary. h. Prepares convoy for movement to home station or demobilization station, if necessary. NOTE: See task steps two through five of Task 63-2-8008 for detailed convoy preparation procedures. i. Loads baggage on transportation for movement to home station or demobilization station (RC), as directed. j. Boards transportation for movement to home station or demobilization station (RC), as directed. k. Employs safety procedures.		

TASK PERFORMANCE / EVALUATION SUMMARY BLOCK							
ITERATION	1	2	3	4	5		TOTAL
TOTAL TASK STEPS EVALUATED							
TOTAL TASK STEPS "GO"							
TRAINING STATUS "GO"/"NO-GO"							

"*" indicates a leader task step.

SUPPORTING INDIVIDUAL TASKS

Task Number	Task Title	References
101-92Y-0006(SL2)	Inspect equipment for accountability, cleanliness, and serviceability	STP 21-24-SMCT
551-88N-0002(SL2)	Prepare for Unit Movement	STP 21-24-SMCT
551-88N-0004(SL3)	Coordinate Unit Movement	STP 21-24-SMCT
850-001-2000(SL2)	Employ Accident Prevention Measures and Risk Mgt Process	STP 21-24-SMCT
850-001-3001(SL3)	Control Mission Safety Hazard	STP 21-24-SMCT
850-001-4001(SL4)	Integrate Risk Mgt Into Platoon	STP 21-24-SMCT

SUPPORTING COLLECTIVE TASKS: NONE

OPFOR TASKS AND STANDARDS

TASK: Conduct Air Attacks (34-OPFOR-1006)

CONDITION: OPFOR elements in the rear area have forwarded the coordinates of enemy facilities/elements. OPFOR aircraft have been dispatched to attack enemy installations or convoys.

STANDARD: Support sites, command and control facilities, and/or convoys were located. Attack runs on designated targets were conducted. Enemy equipment, supplies, and vehicles were destroyed and enemy personnel were killed.

TASK: Conduct Aerial Reconnaissance (34-OPFOR-1007)

CONDITION: OPFOR HQ requires intelligence on the location and identification of enemy elements. Aircraft is dispatched to take photographs and conduct a visual inspection of enemy area.

STANDARD: Located and photographed enemy positions in assigned sectors, to include: support and storage bases and command and control facilities. Visual checks were conducted when possible. The enemy was not engaged. Priority Intelligence Requests and other Information Requirements were reported to OPFOR HQ.

ELEMENTS: COMPANY
COMPANY HEADQUARTERS

TASK: Perform Home Station Activities (63-2-8022.34-0001)
(FM 100-17) (DA PAM 360-525)

ITERATION: 1 2 3 4 5 (Circle)

COMMANDER/LEADER ASSESSMENT: T P U (Circle)

CONDITIONS: The unit main body arrives at home station. The higher HQ main body has arrived and the higher echelon HQ is operational. Unit main body arrives at home station prior to equipment arrival at SPOD. The unit receives notification of ship arrival schedule from the ITO. The Redeployment Movement Plan is available. Unit's welcome home reception activities have been coordinated with higher HQ support installations and rear detachment OIC prior to the unit's arrival. RC units have processed through a designated demobilization station prior to arrival at home station. Home station activities are performed day or night under all environmental conditions. This task should not be trained in MOPP4.

TASK STANDARDS: Home Station activities are accomplished IAW the Redeployment Movement Plan and commander's instructions.

NOTE: RC-specific tasks and performance measures are annotated "RC".

TASK STEPS AND PERFORMANCE MEASURES	GO	NO-GO
<p>* 1. Commander directs home station activities.</p> <ul style="list-style-type: none"> a. Coordinates with higher HQ commander and staff to identify requirements prior to arrival of equipment. b. Directs personnel to complete redeployment requirements based on the Redeployment Movement Plan and higher HQ commander's instructions. c. Coordinates with S2/S3 or ITO to identify unit's SPOD requirements for returning equipment. d. Designates an Equipment Reception Team to receive vehicles and equipment at SPOD. e. Directs personnel to inventory, clean and inspect vehicles, equipment, weapons and personal gear, as it is redeployed to home station. f. Coordinates with S4 for procedures to turn-in float and replacement equipment. g. Coordinates with battalion commander and staff for guidance on reception activities. h. Approves after action reports. i. Briefs unit on reception activities. <p>2. UMO performs home station activities.</p> <ul style="list-style-type: none"> a. Coordinates with ITO for transportation support. b. Briefs Equipment Reception Team Leader on SPOD requirements. c. Verifies that all DEL listed vehicles and equipment have been redeployed, by conducting physical inventory. d. Notifies commander of discrepancies in DEL, if necessary. e. Updates AUDEL, as required. <p>3. Unit HQ performs home station personnel and administrative actions.</p> <ul style="list-style-type: none"> a. Debriefs personnel IAW commander's instructions. b. Coordinates reception activities IAW commander's guidance. c. Consolidates unit after action reports. 		

TASK STEPS AND PERFORMANCE MEASURES	GO	NO-GO
<ul style="list-style-type: none"> d. Prepares after action reports IAW the Redeployment Movement Plan and commander's instructions. e. Submits after action reports to commander for approval. f. Distributes after action reports IAW the Redeployment Movement Plan and commander's instructions. g. Maintains after action reports and records IAW the Redeployment Movement Plan and commander's instructions. h. Briefs redeploying personnel on all entitlements resulting from AD tour (RC). i. Identifies pending personnel actions of redeploying soldiers to determine unit and/or soldier actions needed, if any, such as ratings, awards, financial actions, UCMJ actions, LOD investigations, physicals, and etc. <p>4. Unit HQ performs home station supply activities.</p> <ul style="list-style-type: none"> a. Turns in float and replacement equipment, IAW commander's instructions. b. Inspects weapons, basic loads and CTA items for accountability and serviceability. <p>* 5. Unit leaders supervise home station activities.</p> <ul style="list-style-type: none"> a. Inspects vehicles, equipment, weapons and personal gear for accountability compliance with the Redeployment Movement Plan, Maintenance SOP and commander's instructions. b. Directs personnel to correct deficiencies in vehicles, equipment, weapons and personal gear, as required. c. Submits after action reports to unit HQ, IAW commander's instructions. <p>6. Equipment Reception Team Leader performs home station equipment reception activities.</p> <ul style="list-style-type: none"> a. Coordinates with UMO or ITO for transportation support to SPOD. b. Briefs Equipment Reception Team on equipment reception schedule and requirements. c. Supervises movement to SPOD IAW UMO's instructions. <p>7. Unit performs home station activities.</p> <ul style="list-style-type: none"> a. Completes redeployment personnel and administrative requirements based on the Redeployment Movement Plan and commander's instructions. b. Inventories, cleans and inspects vehicles, equipment, weapons and personal gear, IAW the Redeployment Movement Plan, Maintenance SOP and commander's instructions. 		

TASK PERFORMANCE / EVALUATION SUMMARY BLOCK							
ITERATION	1	2	3	4	5		TOTAL
TOTAL TASK STEPS EVALUATED							
TOTAL TASK STEPS "GO"							
TRAINING STATUS "GO"/"NO-GO"							

“*” indicates a leader task step.

SUPPORTING INDIVIDUAL TASKS

Task Number	Task Title	References
091-CLT-4029(SL2)	Supervise Preventive Maintenance Checks and Services (PMCS)	STP 21-24-SMCT

SUPPORTING INDIVIDUAL TASKS

Task Number	Task Title	References
101-92Y-0004(SL2)	Enforce Property Accountability Policies	STP 21-24-SMCT
101-92Y-0005(SL2)	Enforce Compliance with Property Accountability Policies	STP 21-24-SMCT
101-92Y-0006(SL2)	Inspect equipment for accountability, cleanliness, and serviceability	STP 21-24-SMCT

SUPPORTING COLLECTIVE TASKS: NONE

OPFOR TASKS AND STANDARDS: NONE

ELEMENTS: COMPANY
 COMPANY HEADQUARTERS
 SVC PLT HQ

TASK: Perform Sea Port of Debarkation Activities for Redeployment (63-2-8023.34-0001)
 (FM 100-17) (FM 55-1) (FM 55-10)
 (FM 55-50) (HANDBOOK REF 97-1)

ITERATION: 1 2 3 4 5 M (Circle)
COMMANDER/LEADER ASSESSMENT: T P U (Circle)

CONDITIONS: Unit equipment and supercargoes have arrived at the Seaport of Debarkation (SPOD). The commander has designated an OIC/NCOIC to accompany the unit equipment reception team to the SPOD holding area. The equipment reception team has been trained and briefed on duties and responsibilities. The redeployment movement plan is available. Higher headquarters staff element is located in the SPOD to assist in coordinating SPOD activities. Transportation support is available. The port support authority has coordinated for ship offloading and designated an area for equipment to be inventoried and inspected as it is offloaded. Rail and road marshalling areas have been designated to prepare vehicles and equipment for movement. Sufficient railcars and vehicles are available to move the unit equipment and designated personnel to home station. SPOD activities are performed day or night under all environmental conditions.

NOTE: If SPOD is a military seaport, the commander may designate a rail loading team chief and rail loading team to perform rail loading activities. Some iterations of this task should be performed in MOPP4.

TASK STANDARDS: Seaport of debarkation activities were performed in accordance with the redeployment movement plan and port support activity officials and commander's guidance.

TASK STEPS AND PERFORMANCE MEASURES	GO	NO-GO
* 1. Equipment reception team OIC/NCOIC directs Seaport of Debarkation (SPOD) activities. <ul style="list-style-type: none"> a. Coordinates with higher headquarters staff element and port support activity officials upon arrival for US Department of Agriculture and customs inspections, location of holding and marshalling areas, maintenance support, movement, security, and other special SPOD requirements. b. Coordinates with higher headquarters S4 and/or port support activity officials for support for unit personnel while at the SPOD. c. Assembles equipment reception team in holding area. d. Conducts acceptance inspection with port support activity officials. e. Notifies higher headquarters staff element OIC and S4 representative of missing or damaged equipment. f. Assumes custody of equipment and cargo in accordance with higher headquarters staff personnel representatives and port support activity officials' instructions. g. Coordinates with S2/S3 to verify arrangements for movement to home station. h. Verifies arrival, morale, and welfare of supercargoes. i. Reestablishes accountability and responsibility for supercargoes. j. Directs equipment reception team to proceed to convoy marshalling area, in accordance with S2/S3's instructions. k. Monitors preparation of equipment for road convoy or rail movement to ensure compliance with tactical standing operating procedures. 		

TASK STEPS AND PERFORMANCE MEASURES	GO	NO-GO
<p>l. Briefs equipment reception team leaders on SPOD requirements. m. Briefs unit commander and higher headquarters staff element OIC on SPOD activities.</p> <p>* 2. Unit movement officer supervises unit activities at SPOD.</p> <p>a. Coordinates with S4 representative to identify offloading schedules, location of holding and marshalling areas, and other SPOD information. b. Briefs personnel on offloading schedules, location of marshalling areas, and US Department of Agriculture, customs, and other special SPOD requirements. c. Coordinates with S4 representative and/or port support activity officials to identify loading plans, schedules, and sites for rail movement. d. Provides rail loading plans to rail loading team chief. e. Monitors rail loading procedures to ensure compliance with port support activity officials' instructions. f. Monitors preparation of equipment for road convoy to ensure compliance with movement plan. g. Coordinates with S2/S3 representatives for convoy routes, maps, and timetable for road move. h. Coordinates with S4 representatives for fuel and supplies for road move. i. Briefs equipment reception team on convoy requirements. j. Briefs commander on SPOD activities.</p> <p>3. Supercargoes perform SPOD activities.</p> <p>a. Disembark ship. b. Report to customs inspection site. c. Report to equipment reception team OIC upon completion of customs inspection.</p> <p>4. Equipment reception team performs equipment reception activities.</p> <p>a. Offloads vehicles and equipment in accordance with port support activity officials' instructions. b. Inspects equipment to ensure all equipment is offloaded and operational. c. Notifies unit movement officer of deficiencies that can not be corrected. d. Moves vehicles to US Department of Agriculture and customs inspection site(s) in accordance with unit movement officer's instructions. e. Moves vehicles to rail loading site. f. Performs rail loading activities.</p> <p>NOTE: See task steps 10 and 11 of task 63-2-8018 for detailed rail loading procedures.</p> <p>g. Moves vehicles and cargo to SPOD rail or convoy marshalling area. h. Reconfigures vehicles and cargo for road movement. i. Fuels vehicles for convoy. j. Prepares convoy for movement.</p> <p>NOTE: See task steps two through five of task 63-2-8007 for detailed convoy preparation procedures.</p> <p>k. Notifies commander when equipment reception team is prepared to move.</p>		

TASK PERFORMANCE / EVALUATION SUMMARY BLOCK							
ITERATION	1	2	3	4	5	M	TOTAL
TOTAL TASK STEPS EVALUATED							
TOTAL TASK STEPS "GO"							
TRAINING STATUS "GO"/"NO-GO"							

"*" indicates a leader task step.

SUPPORTING INDIVIDUAL TASKS

Task Number	Task Title	References
101-92Y-0006(SL2)	Inspect equipment for accountability, cleanliness, and serviceability	STP 21-24-SMCT
551-88N-0002(SL2)	Prepare for Unit Movement	STP 21-24-SMCT
551-88N-0004(SL3)	Coordinate Unit Movement	STP 21-24-SMCT
850-001-2000(SL2)	Employ Accident Prevention Measures and Risk Mgt Process	STP 21-24-SMCT
850-001-3001(SL3)	Control Mission Safety Hazard	STP 21-24-SMCT
850-001-4001(SL4)	Integrate Risk Mgt Into Platoon	STP 21-24-SMCT

SUPPORTING COLLECTIVE TASKS: NONE

OPFOR TASKS AND STANDARDS

TASK: Conduct Air Attacks (34-OPFOR-1006)

CONDITION: OPFOR elements in the rear area have forwarded the coordinates of enemy facilities/elements. OPFOR aircraft have been dispatched to attack enemy installations or convoys.

STANDARD: Support sites, command and control facilities, and/or convoys were located. Attack runs on designated targets were conducted. Enemy equipment, supplies, and vehicles were destroyed and enemy personnel were killed.

TASK: Conduct Aerial Reconnaissance (34-OPFOR-1007)

CONDITION: OPFOR HQ requires intelligence on the location and identification of enemy elements. Aircraft is dispatched to take photographs and conduct a visual inspection of enemy area.

STANDARD: Located and photographed enemy positions in assigned sectors, to include: support and storage bases and command and control facilities. Visual checks were conducted when possible. The enemy was not engaged. Priority Intelligence Requests and other Information Requirements were reported to OPFOR HQ.

ELEMENTS: COMPANY
 COMPANY HEADQUARTERS
 SVC PLT HQ
 COLL & JAM PLT HQ
 OPS SPT PLT HQ
 ACE HEADQUARTERS

TASK: Perform Demobilization Station Activities (63-2-8024.34-0001)
 (FM 100-17)

ITERATION: 1 2 3 4 5 (Circle)
COMMANDER/LEADER ASSESSMENT: T P U (Circle)

CONDITIONS: The unit has redeployed to CONUS via airlift and arrived at the designated demobilization station via prearranged transportation. Aerial port of debarkation activities (63-2-8021) have been completed. The higher headquarters has an advance party at the demobilization station to assist in coordinating demobilization activities. Transportation support is available. The redeployment movement plan and port call message are available. The unit has a trained officer and/or NCO appointed as unit movement officer and alternate unit movement officer. The unit is deploying as part of a higher headquarters redeployment. Demobilization station activities are performed day or night. This task should not be trained in MOPP4.

TASK STANDARDS: Demobilization station activities were performed in accordance with the redeployment movement plan and higher headquarters guidance.

TASK STEPS AND PERFORMANCE MEASURES	GO	NO-GO
<p>* 1. Commander directs demobilization station activities.</p> <ul style="list-style-type: none"> a. Verifies accountability of personnel, weapons, and equipment. b. Notifies higher headquarters' advance party representative the unit has arrived at the demobilization station. c. Directs unit headquarters to coordinate with demobilization station operations section to verify support for unit personnel, processing schedules, procedures, and requirements. d. Briefs unit on demobilization station duties and responsibilities. e. Directs convoy preparation activities. f. Verifies unit personnel have been fully briefed on entitlements. g. Verifies unit has completed arrangements for holdover personnel. h. Coordinates with higher headquarters staff elements and rear detachment, if applicable, on status of welcome home activities at home station. i. Verifies unit convoy is prepared to cross start point. j. Briefs the higher headquarters commander or designated representative on status of demobilization station activities. <p>* 2. Unit movement officer supervises demobilization station movement activities.</p> <ul style="list-style-type: none"> a. Prepares and/or updates movement plans for all modes of transportation. b. Coordinates with S4 and/or arrival airfield control group officials for transportation, maintenance, logistics, and other support. c. Coordinates with S2/S3 representative, air terminal movement control team, or arrival airfield control group to verify movement schedules, procedures, and requirements. d. Supervises off-loading and staging of unit vehicles in accordance with arrival airfield control group guidance. e. Coordinates with S2/S3 representative for convoy clearance. 		

TASK STEPS AND PERFORMANCE MEASURES	GO	NO-GO
f. Supervises preparation of convey for movement to home station, if necessary. g. Enforces safety procedures. NOTE: See task steps two through five of task 63-2-8008 for detailed convoy preparation procedures. 3. Headquarters supervises demobilization station activities. a. Establishes accountability of personnel, weapons and equipment. b. Verifies life support and logistical support for unit personnel with demobilization station staff elements. c. Directs unit to secure weapons in designated arms room. d. Directs unit to report to designated location for reverse soldier readiness processing briefing. e. Monitors reverse soldier readiness processing for unit personnel to resolve problems if they occur. f. Verifies unit personnel have completed all reverse soldier readiness processing stations. g. Verifies transportation arrangements for all unit personnel. 4. Perform demobilization station activities. a. Assemble in designated location for reverse soldier readiness processing briefings. b. Perform reverse soldier readiness processing activities. c. Prepare for departure via convoy and/or government transportation to home station. d. Prepare convoy for movement to home station, if necessary. NOTE: See task steps two through five of task 63-2-8008 for detailed convoy preparation. e. Load baggage on transportation for movement to home station. f. Board transportation for movement to home station. g. Employ safety procedures.		

TASK PERFORMANCE / EVALUATION SUMMARY BLOCK							
ITERATION	1	2	3	4	5		TOTAL
TOTAL TASK STEPS EVALUATED							
TOTAL TASK STEPS "GO"							
TRAINING STATUS "GO"/"NO-GO"							

"*" indicates a leader task step.

SUPPORTING INDIVIDUAL TASKS

Task Number	Task Title	References
101-92Y-0004(SL2)	Enforce Property Accountability Policies	STP 21-24-SMCT
101-92Y-0006(SL2)	Inspect equipment for accountability, cleanliness, and serviceability	STP 21-24-SMCT
551-88N-0002(SL2)	Prepare for Unit Movement	STP 21-24-SMCT
551-88N-0003(SL4)	Plan Unit Move	STP 21-24-SMCT
551-88N-0004(SL3)	Coordinate Unit Movement	STP 21-24-SMCT
805C-PAD-2461(SL2)	Maintain Accountability of Personnel (Status Report)	STP 21-24-SMCT

SUPPORTING COLLECTIVE TASKS: NONE

OPFOR TASKS AND STANDARDS

TASK: Conduct Air Attacks (34-OPFOR-1006)

CONDITION: OPFOR elements in the rear area have forwarded the coordinates of enemy facilities/elements. OPFOR aircraft have been dispatched to attack enemy installations or convoys.

STANDARD: Support sites, command and control facilities, and/or convoys were located. Attack runs on designated targets were conducted. Enemy equipment, supplies, and vehicles were destroyed and enemy personnel were killed.

ELEMENTS: COMPANY
 OPS SPT PLT HQ
 ACE HEADQUARTERS
 COMPANY HEADQUARTERS
 SVC PLT HQ
 COLL & JAM PLT HQ

TASK: Conduct Integration Activities (63-2-8025.34-0001)
 (FM 100-17-3)

ITERATION: 1 2 3 4 5 M (Circle)
COMMANDER/LEADER ASSESSMENT: T P U (Circle)

CONDITIONS: Unit is in the process of deploying following receipt of an operations order. The unit has arrived at the port of debarkation, moved through the designated staging site and has closed in the theater assembly area. Prior to onward movement from the staging area, the unit verified that it met mission readiness criteria. The unit initiates command and control procedures with the gaining command. The unit security plan, unit access rosters, tactical standing operating procedures and current maps are available. The unit is deploying as part of a higher echelon deployment. Integration activities are performed day or night under all environmental conditions. Some iterations of this task should be performed in MOPP4.

TASK STANDARDS: Personnel and equipment were combat ready and integrated into the operational mission of the gaining tactical force commander.

TASK STEPS AND PERFORMANCE MEASURES	GO	NO-GO
* 1. Commander supervises integration activities. <ul style="list-style-type: none"> a. Directs communications link-up into gaining command net. b. Directs unit to occupy area designated by gaining command. c. Directs unit headquarters to integrate unit security plan into gaining command's operational force protection measures. d. Directs unit headquarters to integrate into the gaining command's combat service support system. e. Directs unit headquarters to submit reports in accordance with gaining command standing operating procedures/operations plans. 2. Headquarters completes integration actions. <ul style="list-style-type: none"> a. Enters tactical communications net. b. Integrates unit into theater assembly area security plan. c. Clarifies operational mission parameters with S2/S3. d. Submits required reports to gaining command. e. Conducts training as directed by gaining command. f. Coordinates support requirements with gaining command. g. Establishes direct support relationships with various support elements in the support structure to include supply, services, maintenance, and medical. h. Assumes missions as directed by gaining command. 		

TASK PERFORMANCE / EVALUATION SUMMARY BLOCK							
ITERATION	1	2	3	4	5	M	TOTAL
TOTAL TASK STEPS EVALUATED							
TOTAL TASK STEPS "GO"							
TRAINING STATUS "GO"/"NO-GO"							

"*" indicates a leader task step.

SUPPORTING INDIVIDUAL TASKS

Task Number	Task Title	References
113-637-2001(SL1)	Communicate via a Tactical Radio	STP 21-1-SMCT
151-357-0002(SL4)	Coordinate Combat Service Support (CSS) Operations	STP 21-24-SMCT
159-200-2020(SL4)	Integrate threat capabilities into mission planning.	STP 21-24-SMCT
805C-PAD-2461(SL2)	Maintain Accountability of Personnel (Status Report)	STP 21-24-SMCT

SUPPORTING COLLECTIVE TASKS: NONE

OPFOR TASKS AND STANDARDS: NONE

ELEMENTS: COMPANY
 COMPANY HEADQUARTERS
 SVC PLT HQ
 COLL & JAM PLT HQ
 OPS SPT PLT HQ
 ACE HEADQUARTERS

TASK: Conduct Staging Activities (63-2-8026.34-0001)
 (FM 100-17-3) (HANDBOOK REF 97-1)

ITERATION: 1 2 3 4 5 M (Circle)
COMMANDER/LEADER ASSESSMENT: T P U (Circle)

CONDITIONS: The unit is in the process of deploying following receipt of an operations order. The unit has arrived in-theater at the aerial port of debarkation and has moved to the theater staging base to reunite with unit equipment. The unit's equipment reception team has just arrived at the theater staging base from the sea port of debarkation with the equipment. The unit movement plan, security plan, unit access roster, tactical standing operating procedures, and current maps are available. The unit has a trained officer/NCO appointed as unit movement officer and alternate unit movement officer. The unit is deploying as part of a higher echelon deployment. Staging activities are performed day or night under all environmental conditions. Some iterations of this task should be performed in MOPP4.

TASK STANDARDS: Personnel and equipment were mission capable, configured for the specific mission, and prepared for onward movement to the tactical assembly area.

NOTE: Since staging bases are not always available, units should be prepared to move directly to the tactical assembly area or into their area of operations from the port staging area. When this is necessary, the marshaling/staging functions are performed in a designated staging area in the vicinity of the port.

TASK STEPS AND PERFORMANCE MEASURES	GO	NO-GO
<p>* 1. Commander supervises staging activities.</p> <ul style="list-style-type: none"> a. Directs accountability be established for unit personnel and equipment b. Marshals unit personnel and equipment in preparation for onward movement. c. Notifies command and control element of the theater staging base of unit arrival. d. Files initial unit status report as directed. e. Conducts "Road-to-War" brief. f. Conducts threat brief for all soldiers. g. Conducts rules of engagement brief. h. Directs movement planning. i. Notifies higher headquarters on status of unit. j. Receives daily situational briefings from unit leaders. k. Notifies theater staging base when readiness is achieved. <p>2. Headquarters performs staging activities.</p> <ul style="list-style-type: none"> a. Establishes command post. b. Verifies accountability of personnel and equipment. c. Coordinates for life support. d. Provides information concerning staging area activities based on standing operating procedures to element leaders. e. Conducts risk assessment for onward movement. 		

TASK STEPS AND PERFORMANCE MEASURES	GO	NO-GO
<ul style="list-style-type: none"> f. Establishes communications with reception, staging, onward movement, and integration providers and higher-level commands. g. Establishes training objectives to be completed in the staging area. h. Verifies routes of march and support arrangements. i. Reports incremental buildup of combat power in accordance with theater staging base standing operating procedures. j. Conducts daily meetings with staging base operators. <p>* 3. Unit movement officer performs staging activities.</p> <ul style="list-style-type: none"> a. Stages equipment in correct configuration for onward movement. b. Plans onward movement to the tactical assembly area. c. Coordinates with movement control team for onward movement. d. Prepares vehicles and equipment for movement. e. Verifies equipment is properly loaded on vehicles. f. Identifies convoy support centers. g. Prepares movement order. h. Briefs convoy personnel. i. Verifies start point time is established. <p>4. Conduct staging activities.</p> <ul style="list-style-type: none"> a. Verify support needs are met for unit personnel. b. Perform maintenance activities to ensure all equipment is serviceable and operational, to include refueling and preventive maintenance checks and services. c. Upload equipment and supplies onto vehicles. d. Inventory all property. e. Identify all shortages. f. Sign hand receipts. g. Maintain personnel accountability. h. Draw basic loads of Class I, II, V and VIII. i. Initiate security measures as directed. j. Perform force protection operations. k. Conduct training. l. Conduct test driving, bore sighting, and range activities. 		

TASK PERFORMANCE / EVALUATION SUMMARY BLOCK							
ITERATION	1	2	3	4	5	M	TOTAL
TOTAL TASK STEPS EVALUATED							
TOTAL TASK STEPS "GO"							
TRAINING STATUS "GO"/"NO-GO"							

"*" indicates a leader task step.

SUPPORTING INDIVIDUAL TASKS

Task Number	Task Title	References
071-331-0815(SL1)	Practice Noise, Light, and Litter Discipline	STP 21-1-SMCT
805C-PAD-2461(SL2)	Maintain Accountability of Personnel (Status Report)	STP 21-24-SMCT

SUPPORTING COLLECTIVE TASKS: NONE

OPFOR TASKS AND STANDARDS

TASK: Conduct Air Attacks (34-OPFOR-1006)

CONDITION: OPFOR elements in the rear area have forwarded the coordinates of enemy facilities/elements. OPFOR aircraft have been dispatched to attack enemy installations or convoys.

STANDARD: Support sites, command and control facilities, and/or convoys were located. Attack runs on designated targets were conducted. Enemy equipment, supplies, and vehicles were destroyed and enemy personnel were killed.

TASK: Conduct Aerial Reconnaissance (34-OPFOR-1007)

CONDITION: OPFOR HQ requires intelligence on the location and identification of enemy elements. Aircraft is dispatched to take photographs and conduct a visual inspection of enemy area.

STANDARD: Located and photographed enemy positions in assigned sectors, to include: support and storage bases and command and control facilities. Visual checks were conducted when possible. The enemy was not engaged. Priority Intelligence Requests and other Information Requirements were reported to OPFOR HQ.

ELEMENTS: COMPANY
COMPANY HEADQUARTERS

TASK: Plan Unit Mobilization in a Peacetime Environment (63-2-8027.34-0001)
(FM 100-17) (FM 100-23) (HANDBOOK REF 97-1)

ITERATION: 1 2 3 4 5 (Circle)

COMMANDER/LEADER ASSESSMENT: T P U (Circle)

CONDITIONS: The unit is operating in a normal peacetime environment at a normal state of readiness. The unit has a wartime mission with a corresponding operations plan on file. Unit is conducting its operational mission and mission essential task list training. The unit mobilization plan, movement plan, recall plan, security plan, unit access rosters, and current maps are available. The unit is deploying as part of a higher echelon deployment. Training requirements identified during this task are performed in the task: Perform Predeployment Training Activities. Peacetime deployment planning activities are performed day or night under all environmental conditions, except nuclear, biological, and chemical.

NOTE: Mobilization plans are required only for reserve components units. Reserve component-specific task steps and performance measures are annotated "reserve component". This task should not be trained in MOPP4.

TASK STANDARDS: Mobilization plan (reserve component), movement plan, and readiness standing operating procedures were completed in accordance with governing regulations and higher headquarters directions.

TASK STEPS AND PERFORMANCE MEASURES	GO	NO-GO
<p>* 1. Commander analyzes mission.</p> <ul style="list-style-type: none"> a. Identifies tasks in the operations plan/concept plan. b. Identifies documented deployment policies and procedures from the readiness standing operating procedures. Mobilization plan (reserve component) and movement plan. c. Updates unit mission essential task list to reflect current mission. d. Verifies mission parameters and details with higher headquarters. e. Briefs unit leaders on deployment and mission requirements. <p>* 2. Commander directs deployment planning.</p> <ul style="list-style-type: none"> a. Directs mobilization officer to update mobilization plan (reserve component) based on current mission guidance. b. Directs unit movement officer to update the unit movement plan based on current mission guidance. c. Verifies unit movement officer and alternate unit movement officer are on orders and trained. d. Direct unit leaders to update unit readiness standing operating procedures. e. Directs unit leaders to update unit battle book, to include the unit missions, organization, locations of mobilization station and ports, and extracts from the applicable plans. f. Coordinates mission parameters and details with higher headquarters. g. Identifies deployment training requirements. h. Validates mobilization plan (reserve component). <p>* 3. Mobilization officer updates mobilization plan (reserve component).</p> <p>NOTE: Mobilization plan is updated annually or whenever a change occurs in unit mission or structure.</p> <ul style="list-style-type: none"> a. Revalidates support agreements. 		

TASK STEPS AND PERFORMANCE MEASURES	GO	NO-GO
<p>b. Updates annexes. c. Validates unit retrieval plan.</p> <p>* 4. Unit movement officer updates unit movement plan. NOTE: The unit movement plan is updated annually or whenever a change occurs in unit mission or structure.</p> <p>a. Identifies the administrative, logistics, and coordinating requirements for the plan. b. Verifies load plans are current and entered into the automated unit equipment list. c. Updates deployment equipment list based on current mission. d. Updates air load plan based on current mission. e. Prepares movement binders with key data, to include checklists, the current copy of the automated unit equipment list, the deployment equipment list, and strip maps. f. Identifies hazardous and sensitive/classified cargo and handling procedures. g. Identifies blocking, bracing, packing, and crating team material requirements. h. Coordinates ground movement plan to designated ports with supporting installation transportation office and local authorities. i. Verifies personnel identified for deployment equipment teams, super cargoes, and advance parties are deployable. j. Coordinates tactical information and security requirements with the S2/S3 Section.</p> <p>* 5. Commander reviews unit readiness status.</p> <p>a. Validates requisitions for all equipment shortages. b. Directs unit supply to conduct an inventory of unit basic load items. c. Identifies unit training status for deployment mission, to include individual/crew served weapons; nuclear, biological, and chemical team; driver certification; special equipment; rail teams; air load/pallet build team; blocking, bracing, packing, and crating team; and hazardous material handlers. d. Directs unit headquarters to coordinate unit soldier readiness processing with S1 or supporting installation. e. Directs unit to maintain mobilization packet for each soldier in accordance with directives (reserve component). f. Directs personnel section to screen members not available for deployment. g. Resolves nondeployable personnel issues. h. Maintains unit liaison with mobilization station. i. Directs maintenance section to identify maintenance affecting readiness. j. Initiates action to resolve unit maintenance problems affecting readiness. k. Directs unit safety officer to prepare risk assessment of the deployment operation.</p> <p>* 6. Prepare for mobilization.</p> <p>a. Update section portions of the readiness standing operating procedures and tactical standing operating procedures. b. Update section portions of the unit battle book, to include the unit mission, organization, locations of mobilization station and ports and extracts from the applicable operations plans. c. Provide input to commander for update of unit mission essential task list.</p> <p>7. Headquarters plans for deployment.</p> <p>a. Identifies rear detachment requirements.</p>		

TASK STEPS AND PERFORMANCE MEASURES	GO	NO-GO
b. Plans for property transfer, turnover, and control procedures. c. Verifies family support group program has been established and key personnel are available. d. Prepares plan for storing personnel property and privately owned vehicles. e. Coordinates accreditation of automated information systems (reserve component). f. Identifies key personnel to be ordered to duty in advance of the unit (reserve component). g. Coordinates with S1 for all unit personnel to go through soldier readiness processing. h. Maintains a mobilization packet for each soldier in accordance with directives (reserve component). i. Coordinates update of readiness standing operating procedures and tactical standing operating procedures by section. j. Prepares communications plan. k. Identifies force protection measures. l. Prepares risk assessment of the deployment operation. 8. Conduct deployment training. a. Conduct load out test as directed. b. Train load teams, such as rail loading teams, packing and crating teams, blocking and bracing teams, aerial/sea port load teams in specific team operations. c. Conduct mobilization status briefing for all unit personnel (reserve component). d. Conduct test of alert notification plan. e. Conduct hazardous material training as needed.		

TASK PERFORMANCE / EVALUATION SUMMARY BLOCK							
ITERATION	1	2	3	4	5		TOTAL
TOTAL TASK STEPS EVALUATED							
TOTAL TASK STEPS "GO"							
TRAINING STATUS "GO"/"NO-GO"							

"*" indicates a leader task step.

SUPPORTING INDIVIDUAL TASKS

Task Number	Task Title	References
551-88N-0002(SL2)	Prepare for Unit Movement	STP 21-24-SMCT
551-88N-0003(SL4)	Plan Unit Move	STP 21-24-SMCT
551-88N-0004(SL3)	Coordinate Unit Movement	STP 21-24-SMCT
850-001-2000(SL2)	Employ Accident Prevention Measures and Risk Mgt Process	STP 21-24-SMCT
850-001-4001(SL4)	Integrate Risk Mgt Into Platoon	STP 21-24-SMCT

SUPPORTING COLLECTIVE TASKS: NONE

OPFOR TASKS AND STANDARDS: NONE

ELEMENTS: COMPANY
COMPANY HEADQUARTERS

TASK: Plan Unit Deployment Activities Upon Receipt of a Warning Order (63-2-8028.34-0001)
(FM 100-17) (FM 55-10) (FM 55-312)
(FM 55-9) (HANDBOOK REF 97-1)

ITERATION: 1 2 3 4 5 (Circle)

COMMANDER/LEADER ASSESSMENT: T P U (Circle)

CONDITIONS: The unit is at a normal state of deployment readiness and receives a warning order to prepare for deployment. The charge of quarters or 1SG has notified the commander. This task occurs concurrently with the task perform deployment alert activities. The mobilization plan (reserve component), movement plan, recall plan, security plan, unit access rosters, and current maps are available. The unit has a trained officer and/or NCO appointed as unit movement officer and alternate unit movement officer. The unit is deploying as part of a higher echelon deployment. Deployment planning activities are performed day or night under all environment conditions, except nuclear, biological, and chemical.

NOTE: Mobilization plans are required only for reserve component units. Reserve component-specific task steps and performance measures are annotated "(reserve component)". This task should not be trained in MOPP4.

TASK STANDARDS: Mobilization plan (reserve component) and movement plan were completed in accordance with governing regulations and higher headquarters directions.

TASK STEPS AND PERFORMANCE MEASURES	GO	NO-GO
<ul style="list-style-type: none"> * 1. Commander analyzes mission. <ul style="list-style-type: none"> a. Identifies tasks in the deployment warning order. b. Identifies documented relocation policies and procedures form the tactical standing operating procedures, readiness standing operating procedures, mobilization plan (reserve component), and movement order. c. Issues warning notice to unit leaders. d. Coordinates mission parameters and details with higher headquarters. e. Briefs unit leaders on deployment and mission requirements. * 2. Commander reviews unit readiness status. <ul style="list-style-type: none"> a. Identifies equipment shortages. b. Requests assistance from higher headquarters to rectify equipment shortages. c. Directs unit supply to conduct an inventory of on-hand unit basic load items. d. Identifies unit training status for deployment mission, to include for individual/crew served weapons; nuclear, biological, and chemical teams; driver certification; special equipment; rail teams; air load/pallet build team; blocking, bracing, packing, and crating team; automated air load planning system; hazardous material certified personnel; and other automated systems operators. e. Directs unit headquarters to coordinate unit soldier readiness processing with S1 or with supporting installation. f. Directs maintenance section to identify maintenance issues affecting readiness. g. Initiates action to resolve unit maintenance problems affecting readiness. h. Directs unit headquarters to review personnel status. 		

TASK STEPS AND PERFORMANCE MEASURES	GO	NO-GO
<p>i. Initiates action to resolve nondeployable personnel issues.</p> <p>* 3. Commander directs deployment planning.</p> <ol style="list-style-type: none"> a. Directs mobilization officer to update mobilization plan based on current mission guidance (reserve component). b. Directs unit movement officer to update movement plan based on current mission guidance. c. Directs unit leaders to update battle book, to include the unit mission, organization, locations of mobilization stations, and ports and extracts from the applicable operations plans. d. Coordinates mission parameters and details with higher headquarters. e. Directs unit safety officer to prepare risk assessment of the deployment operation. f. Identifies deployment training requirements. <p>* 4. Mobilization officer updates mobilization plan (reserve component).</p> <ol style="list-style-type: none"> a. Validates support agreements. b. Updates mobilization plan annexes. <p>* 5. Unit movement officer updates unit movement plan.</p> <ol style="list-style-type: none"> a. Identifies the administrative, logistics, and coordinating requirements for the plan based on the current mission. b. Verifies load plans are current and entered into the automated unit equipment list. c. Updates deployment equipment list based on current mission. d. Updates air load plan based on current mission. e. Updates movement binders with current mission data. f. Identifies hazardous and sensitive cargo to be deployed. g. Verifies hazardous and sensitive/classified cargo handling procedures with installation unit movement coordinator. h. Updates blocking, bracing, packing and crating team materiel requirements. i. Verifies ground movement plan to designated ports is current. j. Verifies personnel listed for deployment equipment teams, supercargoes, and advance parties are deployable. k. Coordinates tactical information and security requirements with the S2/S3 Section. <p>6. Headquarters plans for deployment.</p> <ol style="list-style-type: none"> a. Identifies rear detachment requirements based on current mission. b. Identifies advance party personnel requirements. c. Plans for property transfer, turnover, and control procedures. d. Verifies family support group program key personnel are available. e. Verifies unit deployment team personnel are available. f. Requests commander assign additional and/or replacement personnel for deployment teams and advance party. g. Prepares plan for storing personal property and privately owned vehicles. h. Coordinates accreditation of automated information systems (reserve component). i. Identifies key personnel to be ordered to duty in advance of the unit (reserve component). j. Updates readiness standing operating procedures. k. Prepares communications plan. l. Identifies force protection measures for each step of the deployment process. m. Identifies required reports to higher headquarters during deployment process. 		

TASK STEPS AND PERFORMANCE MEASURES	GO	NO-GO
n. Identifies rules of engagement for gaining theater. o. Performs risk assessment of deployment operation.		

TASK PERFORMANCE / EVALUATION SUMMARY BLOCK							
ITERATION	1	2	3	4	5		TOTAL
TOTAL TASK STEPS EVALUATED							
TOTAL TASK STEPS "GO"							
TRAINING STATUS "GO"/"NO-GO"							

"*" indicates a leader task step.

SUPPORTING INDIVIDUAL TASKS

Task Number	Task Title	References
101-92Y-0001(SL4)	Supervise Supply Activities	STP 21-24-SMCT
101-92Y-0006(SL2)	Inspect equipment for accountability, cleanliness, and serviceability	STP 21-24-SMCT
551-88N-0002(SL2)	Prepare for Unit Movement	STP 21-24-SMCT
551-88N-0003(SL4)	Plan Unit Move	STP 21-24-SMCT
551-88N-0004(SL3)	Coordinate Unit Movement	STP 21-24-SMCT
850-001-2000(SL2)	Employ Accident Prevention Measures and Risk Mgt Process	STP 21-24-SMCT
850-001-4001(SL4)	Integrate Risk Mgt Into Platoon	STP 21-24-SMCT

SUPPORTING COLLECTIVE TASKS: NONE

OPFOR TASKS AND STANDARDS: NONE

ELEMENTS: COMPANY
COMPANY HEADQUARTERS

TASK: Plan Unit Redeployment (63-2-8029.34-0001)
(FM 100-17) (FM 55-1) (FM 55-10)
(HANDBOOK REF 97-1)

ITERATION: 1 2 3 4 5 (Circle)

COMMANDER/LEADER ASSESSMENT: T P U (Circle)

CONDITIONS: The unit receives a warning order to deploy to home station. The unit is located in the tactical assembly area. Some personnel and administrative actions are initiated in the tactical assembly area and completed in the rear assembly area. The unit is redeploying as part of a higher headquarters redeployment. The redeployment movement plan is available. The unit has a unit movement officer. Preparation activities for redeployment are performed day or night. This task should not be trained in MOPP4.

TASK STANDARDS: The redeployment movement plan was completed in accordance with governing regulations and higher headquarters directions.

TASK STEPS AND PERFORMANCE MEASURES	GO	NO-GO
<ul style="list-style-type: none"> * 1. Commander analyzes redeployment mission. <ul style="list-style-type: none"> a. Identifies tasks in the deployment warning order. b. Identifies documented redeployment policies and procedures from the tactical standing operating procedures, redeployment plan, movement order, operations plans, and operations orders. c. Issues warning notice to unit leaders. d. Coordinates mission parameters and details with higher headquarters. e. Identifies redeployment criteria required for unit validation. f. Verifies unit follow-on mission. g. Briefs unit leaders on redeployment and mission requirements. * 2. Commander reviews unit readiness status. <ul style="list-style-type: none"> a. Identifies equipment shortages. b. Inventories unit basic load items. c. Identifies training status of individual/crew-served weapons; nuclear, biological, and chemical teams; driver certification; special equipment; rail teams; air load/pallet build team; blocking, bracing, packing, and crating team; automated air land planning system; hazardous material certified personnel; and other automated system operators. d. Identifies unit maintenance problems. e. Directs unit headquarters to review personnel status. f. Requests support to correct readiness deficiencies. * 3. Commander directs redeployment planning. <ul style="list-style-type: none"> a. Directs unit movement officer to update redeployment movement plan based on current mission guidance and timeline from higher headquarters. b. Directs unit leaders to update battle book, to include the unit mission, organization, redeployment ports information, and extracts from the applicable operations plans. c. Directs unit safety officer to prepare a risk assessment of the deployment operation. d. Issues redeployment operations order. 		

TASK STEPS AND PERFORMANCE MEASURES	GO	NO-GO
<p>* 4. Unit movement officer updates redeployment movement plan.</p> <ul style="list-style-type: none"> a. Updates the administrative, logistics, and coordinating requirements for the plan based on current mission. b. Updates redeployment movement plan based on current mission guidance. c. Verifies load plans are current and entered into the automated unit equipment list. d. Updates deployment equipment list based on current missions. e. Updates movement binders with mission specific information. f. Identifies hazardous and sensitive/classified handling procedures for each mode of transport and each port. g. Updates blocking, bracing, packing, and crating team materiel requirements. h. Verifies status of personnel listed for redeployment equipment teams, supercargoes, and advance parties. i. Coordinates tactical information and security requirements with the operations section. <p>5. Headquarters plans for redeployment.</p> <ul style="list-style-type: none"> a. Plans steps to meet redeployment validation criteria. b. Identifies force protection measures in the assembly areas and marshaling areas. c. Incorporates redeployment family reunion requirements into planning timeline. d. Plans media contact for return to home station. e. Initiates planning for welcome home ceremony. f. Identifies requirements and plan for stress control briefings. g. Provides rear detachment with information on redeployment for dissemination to families. h. Performs risk assessment on redeployment operations. 		

TASK PERFORMANCE / EVALUATION SUMMARY BLOCK							
ITERATION	1	2	3	4	5		TOTAL
TOTAL TASK STEPS EVALUATED							
TOTAL TASK STEPS "GO"							
TRAINING STATUS "GO"/"NO-GO"							

"*" indicates a leader task step.

SUPPORTING INDIVIDUAL TASKS

Task Number	Task Title	References
551-88N-0003(SL4)	Plan Unit Move	STP 21-24-SMCT
551-88N-0004(SL3)	Coordinate Unit Movement	STP 21-24-SMCT
850-001-2000(SL2)	Employ Accident Prevention Measures and Risk Mgt Process	STP 21-24-SMCT
850-001-3001(SL3)	Control Mission Safety Hazard	STP 21-24-SMCT
850-001-4001(SL4)	Integrate Risk Mgt Into Platoon	STP 21-24-SMCT

SUPPORTING COLLECTIVE TASKS: NONE

OPFOR TASKS AND STANDARDS: NONE

ELEMENTS: COMPANY HEADQUARTERS
 SVC PLT HQ
 COLL & JAM PLT HQ
 OPS SPT PLT HQ
 ACE HEADQUARTERS
 COMPANY

TASK: Conduct a Chemical Survey (03-2-C310.34-0001)
 (FM 3-19) (FM 3-3)

ITERATION: 1M 2M 3M 4M 5M (Circle)

COMMANDER/LEADER ASSESSMENT: T P U (Circle)

CONDITIONS: Chemical contamination is present in an area of operational concern. Monitoring reports do not provide an accurate picture of the hazard area. Higher headquarters directs the area be surveyed. This task is always performed in MOPP4.

TASK STANDARDS: The unit moved to the suspected area of contamination, determined the initial limits, and defined the actual boundary of contamination within 50 meters accuracy. Results of the survey were submitted to higher headquarters.

TASK STEPS AND PERFORMANCE MEASURES	GO	NO-GO
<p>* 1. Commander issues guidance to survey team.</p> <p>2. Survey team prepares to conduct the survey.</p> <ul style="list-style-type: none"> a. Assume MOPP 4 before entering the suspected area of contamination. b. Attach M9 detection paper to personnel and vehicles. c. Load chemical agent detection equipment. <p>NOTE: Chemical detection equipment should include: Automatic chemical agent alarm; M256A1 detector kit; M8 and M9 detector paper; M272 water test kit; M34 sampling kit; chemical agent monitor (if available).</p> <p>3. Survey control party briefs survey team.</p> <ul style="list-style-type: none"> a. State the amount of time allowed for completion of survey. b. Describe the operational situation as it pertains to the conduct of the survey. c. Describe the opposing force and friendly situation. d. State any factual information available about the suspect contaminated area. <p>NOTE: Information should include source of contamination, terrain and weather, and how the contamination was delivered.</p> <ul style="list-style-type: none"> e. Issue a clear and concise statement of mission to include specific tasks to be accomplished. f. Brief the survey team on the concept of operation. g. State the specific coordinating instructions. h. Indicate the time of departure and return. i. Identify primary and alternate routes to and from the suspected area of contamination. j. Identify administrative and logistical requirements. k. Identify required forms. l. Identify required equipment. m. Identify command and signal procedures. <p>4. Survey team conducts the survey.</p> <ul style="list-style-type: none"> a. Move to the suspected area of contamination. 		

TASK STEPS AND PERFORMANCE MEASURES	GO	NO-GO
<p>b. Survey team leader identifies a starting point for the team IAW initial overlay.</p> <p>c. Survey team leader ensures the team conducts tests with a M256A1 detector kit at the initial testing point.</p> <p>d. Use detector paper and chemical agent monitor to take readings at every 200 meter interval until agent reacts with the detector paper or until each team member comes within 200 meters of the attack center.</p> <p>e. Collect samples at selected intervals.</p> <p>f. All team members reach the last test point at approximately the same time.</p> <p>g. Survey team leader determines the initial limits of contamination.</p> <p>h. Execute 180-degree turn and proceeds backward along the previously used path halfway to the last sampling point.</p> <p>i. Recheck again for contamination.</p> <p>j. Continue the bracketing technique to refine the initial limits of hazard.</p> <p>NOTE: Steps for bracketing technique: (1) Survey team leader analyzes the situation to approximate the suspected boundary of hazard. (2) From the initial point of contamination, the survey leader aligns the survey team perpendicular to the suspected boundary of contamination with 10 to 100 meter intervals (depending on terrain). (3) Survey team continues testing and collecting samples until the entire boundary of the contamination is defined.</p> <p>k. Survey team leader ensures all members exit the area using the route established.</p> <p>* 5. Team leader records the results of the chemical survey on DA Form 1971-2-R (Chemical Data Sheet Monitoring or Survey).</p> <p>a. Annotate the type of agents present within the area.</p> <p>b. Annotate the location of contamination.</p> <p>c. Annotate the type of detector used.</p> <p>6. Survey team completes survey.</p> <p>a. Survey team leader reports results to the control party.</p> <p>b. Mark contaminated area.</p> <p>c. Move to designated decontamination area.</p>		

TASK PERFORMANCE / EVALUATION SUMMARY BLOCK							
ITERATION	1M	2M	3M	4M	5M		TOTAL
TOTAL TASK STEPS EVALUATED							
TOTAL TASK STEPS "GO"							
TRAINING STATUS "GO"/"NO-GO"							

"*" indicates a leader task step.

SUPPORTING INDIVIDUAL TASKS

Task Number	Task Title	References
031-503-1013(SL1)	DECONTAMINATE YOURSELF AND INDIVIDUAL EQUIPMENT USING CHEMICAL DECONTAMINATING KITS	STP 21-1-SMCT
031-503-1015(SL1)	PROTECT YOURSELF FROM NBC INJURY/CONTAMINATION WITH THE APPROPRIATE MISSION-ORIENTED PROTECTIVE POSTURE (MOPP) GEAR	STP 21-1-SMCT

SUPPORTING INDIVIDUAL TASKS

Task Number	Task Title	References
031-503-1023(SL2)	PROTECT YOURSELF FROM NBC INJURY/CONTAMINATION WHEN CHANGING MISSION-ORIENTED PROTECTIVE POSTURE (MOPP) GEAR	STP 21-24-SMCT
031-503-1035(SL1)	PROTECT YOURSELF FROM CHEMICAL/BIOLOGICAL CONTAMINATION USING YOUR ASSIGNED PROTECTIVE MASK	STP 21-1-SMCT
031-503-1037(SL1)	DETECT CHEMICAL AGENTS USING M8 OR M9 DETECTOR PAPER	STP 21-1-SMCT
031-503-2001(SL2)	IDENTIFY CHEMICAL AGENTS USING M256-SERIES CHEMICAL AGENT DETECTOR KIT	STP 21-24-SMCT
031-503-3002(SL2)	CONDUCT UNMASKING PROCEDURES	STP 21-24-SMCT
031-503-3004(SL2)	SUPERVISE THE CROSSING OF A CONTAMINATED AREA	STP 21-24-SMCT
031-503-3008(SL2)	IMPLEMENT MISSION-ORIENTED PROTECTIVE POSTURE	STP 21-24-SMCT
031-506-2061(SL2)	CONDUCT A MASK FIT TEST	STP 21-24-SMCT
071-326-0503(SL1)	Move Over, Through, or Around Obstacles (Except Minefields)	STP 21-1-SMCT
850-001-2000(SL2)	Employ Accident Prevention Measures and Risk Mgt Process	STP 21-24-SMCT
850-001-3001(SL3)	Control Mission Safety Hazard	STP 21-24-SMCT
850-001-4001(SL4)	Integrate Risk Mgt Into Platoon	STP 21-24-SMCT

SUPPORTING COLLECTIVE TASKS: NONE**OPFOR TASKS AND STANDARDS**

TASK: Disrupt Enemy Movement and Operations Using Tactical Nuclear Weapons (34-OPFOR-1002)

CONDITION: Orders have been received to use tactical nuclear weapons in the enemy's rear. Key locations have been identified.

STANDARD: Tactical nuclear missiles were delivered on target. Movement of equipment and supplies was disrupted or delayed to forward areas. Enemy equipment and supplies were destroyed. A high rate of nuclear casualties was inflicted among enemy troops.

TASK: Disrupt Enemy Movement and Operations Using Persistent and Non-Persistent Chemical Weapons (34-OPFOR-1001)

CONDITION: Conventional artillery weapons or aircraft are available to deliver chemical weapons. Routes and key bases in the rear area have been selected.

STANDARD: Chemical agents were delivered into targeted areas. The movement of enemy supplies and equipment to forward areas was delayed by disrupting command and control systems. Enemy movement was successfully channeled into predesignated ambush areas. Enemy supplies and equipment were contaminated. A high rate of casualties were inflicted on enemy forces.

TASK: Conduct Air Attacks (34-OPFOR-1006)

CONDITION: OPFOR elements in the rear area have forwarded the coordinates of enemy facilities/elements. OPFOR aircraft have been dispatched to attack enemy installations or convoys.

STANDARD: Support sites, command and control facilities, and/or convoys were located. Attack runs on designated targets were conducted. Enemy equipment, supplies, and vehicles were destroyed and enemy personnel were killed.

TASK: Conduct Deliberate Ambush (34-OPFOR-1004)

CONDITION: OPFOR element is operating along an enemy major supply route. Intelligence has reported an enemy convoy approaching the element. Headquarters has ordered complete destruction of the march element. The march element is approximately fifteen minutes from the ambush point. OPFOR element possesses automatic weapons, anti-armor weapons, and command detonated mines.

STANDARD: Prepared ambush site before arrival of enemy convoy. Surprised enemy forces. Forced enemy march element to halt in kill zone. Killed, wounded, or captured enemy personnel and destroyed all vehicles and equipment. Consolidated and withdrew from the area on order. Results of the mission were reported to headquarters.

TASK: Conduct Hasty Ambush (34-OPFOR-1003)

CONDITION: OPFOR element is moving in a concealed area when an enemy element is reported moving along an adjacent route.

STANDARD: The ambush site was prepared before the arrival of enemy element. The enemy force was surprised and casualties were inflicted within the designated kill zone. Delayed enemy march element from reaching its specified destination. Withdrew, on order, within two minutes of ambush initiation. Reported results of mission to headquarters.

TASK: Conduct Raid (34-OPFOR-1009)

CONDITION: OPFOR element has occupied an objective rally point and has orders to conduct a raid on a rear area base.

STANDARD: Enemy forces were surprised. Assaulted enemy support base and accomplished assigned tasks. Specified equipment and supplies were destroyed. Decisive engagement was avoided. All personnel were withdrawn from the area within the prescribed time. The collected intelligence data satisfied the Priority Intelligence Requirements.

ELEMENTS: COMPANY HEADQUARTERS
 SVC PLT HQ
 COLL & JAM PLT HQ
 OPS SPT PLT HQ
 ACE HEADQUARTERS
 COMPANY

TASK: Conduct Thorough Decontamination Operations (03-2-C312.34-0001)
 (FM 3-5) (FM 3-100) (FM 3-3)
 (FM 3-4)

ITERATION: 1M 2M 3M 4M 5M (Circle)

COMMANDER/LEADER ASSESSMENT: T P U (Circle)

CONDITIONS: The unit has just completed operations in a contaminated area. The tactical situation allows the unit time to conduct deliberate decontamination enroute to a new location at the brigade support area. A chemical decontamination platoon is available to assist the company. This task is always performed in MOPP4.

TASK STANDARDS: Conducted deliberate decontamination of vehicles and personnel in order to continue the mission.

TASK STEPS AND PERFORMANCE MEASURES	GO	NO-GO
<ul style="list-style-type: none"> * 1. Company commander coordinates for deliberate decontamination. * 2. Unit leader determines extent of contamination and establishes decontamination priorities. <ul style="list-style-type: none"> a. Coordinate with higher headquarters and decontamination element for the location of the decontamination site. b. Receive input from subordinate leaders and/or staff. c. Coordinate with higher headquarters for routes to the decontamination site. d. Establish priorities of decontamination. e. Ensure basic skills decontamination is complete (personal wipe down and operator spray down) prior to leaving the area of operations. * 3. Send an advance party to rendezvous with the decontamination site. * 4. Submit request for decontamination to higher headquarters. Request should, at a minimum, include: <ul style="list-style-type: none"> a. Designation of the contaminated unit. b. Location of the contaminated unit. c. Frequency and call sign of the contaminated unit. d. Time the unit became contaminated. e. Number of vehicles/equipment, by type, that are contaminated. f. Type of contamination. g. Earliest possible time the unit can move/begin decontamination. h. Special requirements (patient decontamination station, recovery assets, unit decontamination team, etc.). 5. Unit's higher headquarters chemical staff: <ul style="list-style-type: none"> a. Issue a warning order to the supporting chemical unit. b. Coordinate the movement of the contaminated unit to the link -up point and decontamination site. 		

TASK STEPS AND PERFORMANCE MEASURES	GO	NO-GO
<p>c. Coordinate with supporting elements (medical, engineer, air defense, military police, smoke support, etc.).</p> <p>NOTE: The contaminated unit is responsible for providing security for the decontamination site. Security support must be coordinated prior to arriving at the link-up point.</p> <p>d. Ensure decontamination platoon set up the unit decontamination station.</p> <p>e. Ensure the contaminated unit's main body moved to pre-decontamination staging area.</p> <p>6. Unit arrives at the pre-decontamination staging area.</p> <p>a. Check personnel, vehicle, and equipment for contamination and segregates accordingly.</p> <p>b. Determine priorities and segregate vehicles based on mission requirements.</p> <p>c. Prepare vehicles for decontamination (for example, button up and remove items that cannot be contaminated using DS2).</p> <p>d. Ensure drivers moved vehicles/equipment through the site.</p> <p>e. Ensure dismounted crews moved to troop decontamination site.</p> <p>7. Prep for decontamination.</p> <p>a. Segregate contaminated vehicles/equipment from uncontaminated, if possible.</p> <p>b. Crews, except drivers, dismount the vehicles, ensuring they:</p> <ol style="list-style-type: none"> (1) Remove all equipment from the tops of the vehicles; (2) Do not reenter the vehicles once they have exited (to prevent further contamination of the interior of the vehicles). <p>c. Prepare vehicles for detailed equipment decontamination.</p> <ol style="list-style-type: none"> (1) Remove all heavy mud and debris from the vehicle using pioneer tools. (2) Remove and dispose of seat covers, canvas items, camouflage netting, and other materials which can absorb chemical contaminants. (3) Remove and dispose of nuclear, biological, and chemical covers as contaminated waste. <p>d. Move contaminated personnel and vehicles/equipment to the detailed troop and equipment decontamination lines.</p> <p>8. Process vehicle/equipment through the decontamination site stations.</p> <p>a. Ensure contaminated units follow directions of chemical unit personnel.</p> <p>b. Ensure contaminated unit provides traffic control.</p> <p>c. Ensure contaminated unit provides site security for decontamination site.</p> <p>NOTE: Halfway through the equipment decontamination site, a decontaminated assistant driver takes over for the contaminated driver who moves to the troop decontamination station. Assistant drivers should be the first through the troop decontamination site so they will be available for this exchange. After decontamination, soldiers from the troop area and vehicles from the equipment decontamination area are reunited.</p> <p>d. Provide guides to control vehicle traffic through the site.</p> <p>e. Drivers move the vehicles/equipment through the stations.</p> <p>f. Assistant drivers who have processed through the detailed troop decontamination stations replace the primary drivers at station three, once interior decontamination is completed.</p> <p>g. The primary drivers proceed to the detailed troop decontamination site to process through the stations.</p> <p>h. Soldiers from the detailed troop decontamination site and vehicles/equipment from the detailed equipment decontamination site reunite and move to the reconstitution area.</p>		

TASK STEPS AND PERFORMANCE MEASURES	GO	NO-GO
<p>9. Five basic vehicle decontamination site stations.</p> <ol style="list-style-type: none"> a. Station one: Initial wash. b. Station two: DS2 application. c. Station three: Wait/interior decontamination. d. Station four: Rinse. e. Station five: Check. <p>10. Details of the vehicle decontamination site stations.</p> <ol style="list-style-type: none"> a. Station one. <ol style="list-style-type: none"> (1) Decontaminate all equipment used at the station (PDDE, hoses, nozzles, etc). (2) Check all equipment for contamination, and decontamination again if necessary. (3) Drain water from blivets or fabric tanks. (4) Load equipment on vehicles. (5) Spread a can of sub tropical bleach in each sump and cover the sumps. (6) Mark the sumps. b. Station two (for chemical/biological only). <ol style="list-style-type: none"> (1) Apply DS2 to PDDE, mops, handles, decontamination apparatus, and containers. (2) Discard mop heads, brushes, and station sign into station four sump and then pull PDDE forward and wash entire application point. (3) Load unused decontaminants onto vehicles. (4) Mark the area and move all reusable equipment from station two to station three. c. Station three. <ol style="list-style-type: none"> (1) Inspect unused supplies for contamination; if uncontaminated, load onto vehicles. (2) Throw contaminated supplies into station four sump. d. Station four. <ol style="list-style-type: none"> (1) Spray vehicle from top to bottom with water. (2) Failure to remove all DS2 from the vehicle may cause false positive readings. (3) Use high water pressure systems, if available. e. Station five. <ol style="list-style-type: none"> (1) Decontaminate all equipment used at the station. (2) Load all reusable equipment onto vehicles. (3) Discard unusable items into station four sump. <p>11. Eight basic detailed troop decontamination site stations.</p> <ol style="list-style-type: none"> a. Station one: Individual gear decontamination. b. Station two: Over boot and hood decontamination. c. Station three: Overgarment removal. d. Station four: Over boot and glove removal. e. Station five: Monitor. f. Station six: Mask removal. g. Station seven: Mask decontamination point. h. Station eight: Reissue point. <p>* NOTE: The decontamination unit leader must establish a route to move vehicle operators from Station 3 of the detailed equipment decontamination site to the detailed troop decontamination site.</p> <p>12. Station operators clean up the detailed troop decontamination site.</p> <ol style="list-style-type: none"> a. Place all used supplies from station seven into the station seven sump. 		

TASK STEPS AND PERFORMANCE MEASURES	GO	NO-GO
b. Move all usable equipment and supplies from all stations to station one. c. Discard unusable supplies from stations five, four, and three into the sump at station one. d. Decontaminate all supplies and equipment collected at station one. e. Empty and rinse the decontaminant containers from station one into the sump at that station. f. Mark the area. g. Dispose of used overgarments into the station one sump. h. Decontaminate rubber gloves and move all equipment from station one upwind of the decontamination area (Keep this equipment separate from the equipment used to fill the sump). i. Spread a can of sub tropical bleach in each sump and cover the sumps. j. Mark the sumps. k. Move all equipment used to fill the sump upwind of the decontamination area. 13. After cleanup. a. Submit NBC-4 Report to higher headquarters defining the areas of contamination resulting from the decontamination operation. b. Coordinate for and request maintenance support. c. Coordinate for and establish logistical support for resupply activities.		

TASK PERFORMANCE / EVALUATION SUMMARY BLOCK							
ITERATION	1M	2M	3M	4M	5M		TOTAL
TOTAL TASK STEPS EVALUATED							
TOTAL TASK STEPS "GO"							
TRAINING STATUS "GO"/"NO-GO"							

"*" indicates a leader task step.

SUPPORTING INDIVIDUAL TASKS

Task Number	Task Title	References
031-503-1013(SL1)	DECONTAMINATE YOURSELF AND INDIVIDUAL EQUIPMENT USING CHEMICAL DECONTAMINATING KITS	STP 21-1-SMCT
031-503-1015(SL1)	PROTECT YOURSELF FROM NBC INJURY/CONTAMINATION WITH THE APPROPRIATE MISSION-ORIENTED PROTECTIVE POSTURE (MOPP) GEAR	STP 21-1-SMCT
031-503-1019(SL1)	REACT TO CHEMICAL OR BIOLOGICAL HAZARD OR ATTACK	STP 21-1-SMCT
031-503-1023(SL2)	PROTECT YOURSELF FROM NBC INJURY/CONTAMINATION WHEN CHANGING MISSION-ORIENTED PROTECTIVE POSTURE (MOPP) GEAR	STP 21-24-SMCT
031-503-1035(SL1)	PROTECT YOURSELF FROM CHEMICAL/BIOLOGICAL CONTAMINATION USING YOUR ASSIGNED PROTECTIVE MASK	STP 21-1-SMCT
031-503-1036(SL1)	MAINTAIN YOUR ASSIGNED PROTECTIVE MASK	STP 21-1-SMCT

SUPPORTING INDIVIDUAL TASKS

Task Number	Task Title	References
031-503-1037(SL1)	DETECT CHEMICAL AGENTS USING M8 OR M9 DETECTOR PAPER	STP 21-1-SMCT
031-503-2001(SL2)	IDENTIFY CHEMICAL AGENTS USING M256-SERIES CHEMICAL AGENT DETECTOR KIT	STP 21-24-SMCT
031-503-3002(SL2)	CONDUCT UNMASKING PROCEDURES	STP 21-24-SMCT
031-503-3010(SL2)	SUPERVISE EMPLOYMENT OF NUCLEAR, BIOLOGICAL, OR CHEMICAL MARKERS	STP 21-24-SMCT
031-506-1053(SL2)	REPORT NBC INFORMATION USING NBC 4 REPORT	STP 21-24-SMCT
850-001-2000(SL2)	Employ Accident Prevention Measures and Risk Mgt Process	STP 21-24-SMCT
850-001-3001(SL3)	Control Mission Safety Hazard	STP 21-24-SMCT
850-001-4001(SL4)	Integrate Risk Mgt Into Platoon	STP 21-24-SMCT

SUPPORTING COLLECTIVE TASKS: NONE**OPFOR TASKS AND STANDARDS**

TASK: Disrupt Enemy Movement and Operations Using Tactical Nuclear Weapons (34-OPFOR-1002)

CONDITION: Orders have been received to use tactical nuclear weapons in the enemy's rear. Key locations have been identified.

STANDARD: Tactical nuclear missiles were delivered on target. Movement of equipment and supplies was disrupted or delayed to forward areas. Enemy equipment and supplies were destroyed. A high rate of nuclear casualties was inflicted among enemy troops.

TASK: Conduct Air Attacks (34-OPFOR-1006)

CONDITION: OPFOR elements in the rear area have forwarded the coordinates of enemy facilities/elements. OPFOR aircraft have been dispatched to attack enemy installations or convoys.

STANDARD: Support sites, command and control facilities, and/or convoys were located. Attack runs on designated targets were conducted. Enemy equipment, supplies, and vehicles were destroyed and enemy personnel were killed.

TASK: Conduct Sniper Operations (34-OPFOR-1005)

CONDITION: OPFOR element has received a sniper mission from headquarters. Snipers are assigned missions in the enemy rear area along major supply routes and near support sites.

STANDARD: Infiltrated enemy area of operations and set up a well concealed location. Vehicle drivers or personnel on foot were engaged with short bursts of semiautomatic fire. Selected targets were killed or wounded. Prevented position from being discovered and evacuated the area without being detected. Results of the operation were reported to OPFOR headquarters.

TASK: Conduct Hasty Ambush (34-OPFOR-1003)

CONDITION: OPFOR element is moving in a concealed area when an enemy element is reported moving along an adjacent route.

STANDARD: The ambush site was prepared before the arrival of enemy element. The enemy force was surprised and casualties were inflicted within the designated kill zone. Delayed enemy march element from reaching its specified destination. Withdrew, on order, within two minutes of ambush initiation. Reported results of mission to headquarters.

ELEMENTS: SVC PLT HQ
 COLL & JAM PLT HQ
 OPS SPT PLT HQ
 COMPANY HEADQUARTERS
 ACE HEADQUARTERS
 COMPANY

TASK: Prepare for Operations Under Nuclear, Biological, and Chemical Conditions (03-3-C201.34-0001)

(FM 3-4)

(FM 3-100)

(FM 3-3)

ITERATION: 1M 2M 3M 4M 5M (Circle)

COMMANDER/LEADER ASSESSMENT: T P U (Circle)

CONDITIONS: Higher headquarters informs the platoon the threat is using nuclear, biological, and chemical warfare. The platoon has nuclear, biological, and chemical equipment. Individual soldiers have protective masks, Mission- Oriented Protective Posture (MOPP) gear, and load carrying equipment readily available. This task is always performed in MOPP4.

TASK STANDARDS: The platoon used collective protection or took measures to limit the effects of nuclear, biological, and chemical contamination and continued the mission. The time required to prepare is increased when operating in MOPP 4.

TASK STEPS AND PERFORMANCE MEASURES	GO	NO-GO
<p>* 1. Check accountability and serviceability of NBC defense equipment.</p> <ul style="list-style-type: none"> a. Ensure NBC detection equipment is issued to trained operators. b. Ensure NBC detection equipment is employed and operating within 15 minutes. c. Identify equipment shortages. d. Take action to obtain replacement equipment. <p>2. Assume MOPP levels as directed by higher headquarters or as the NBC situation dictates. Prepare to operate at the time specified in the OPORD.</p> <ul style="list-style-type: none"> a. Mask and hood within 15 seconds. b. Assume MOPP 4 within eight minutes. <p>3. Take actions to protect against NBC attack.</p> <ul style="list-style-type: none"> a. Set up and use collective protective shelters (if available). b. Prepare protective shelters such as foxholes with overhead cover. c. Ensure battery powered lights are available for emergency use. e. Camouflage shelter areas. f. Conceal actions during construction. <p>* 4. Adjust MOPP level using MOPP analysis.</p> <ul style="list-style-type: none"> a. Receive and analyze the enemy NBC threat capability. <p>NOTE: Threat considerations: Is the unit targeted or can it be targeted? Does the enemy have the capability to deliver chemical or nuclear weapons? When or where would the enemy most likely deliver the chemical or nuclear weapons?</p> <ul style="list-style-type: none"> b. Collect and analyze weather data. <p>NOTE: Weather considerations: Is it day or night? What are the current weather conditions? What are the weather conditions two, four, or six hours in the future (see Chemical Downwind Message or weather report)?</p> <ul style="list-style-type: none"> c. Identify and inform personnel of field expedient protective shelter locations. d. Ensure personnel improve individual fighting positions with overhead cover. 		

TASK STEPS AND PERFORMANCE MEASURES	GO	NO-GO
g. Analyze the unit status and mission. NOTE: Mission considerations: What is the mission? What is the work rate? How long will the work take? What is the training and physical condition of the unit? How long will it take to warn all soldiers of an NBC attack?		

TASK PERFORMANCE / EVALUATION SUMMARY BLOCK							
ITERATION	1M	2M	3M	4M	5M		TOTAL
TOTAL TASK STEPS EVALUATED							
TOTAL TASK STEPS "GO"							
TRAINING STATUS "GO"/"NO-GO"							

"**" indicates a leader task step.

SUPPORTING INDIVIDUAL TASKS

Task Number	Task Title	References
031-503-1015(SL1)	PROTECT YOURSELF FROM NBC INJURY/CONTAMINATION WITH THE APPROPRIATE MISSION-ORIENTED PROTECTIVE POSTURE (MOPP) GEAR	STP 21-1-SMCT
031-503-1023(SL2)	PROTECT YOURSELF FROM NBC INJURY/CONTAMINATION WHEN CHANGING MISSION-ORIENTED PROTECTIVE POSTURE (MOPP) GEAR	STP 21-24-SMCT
031-503-1035(SL1)	PROTECT YOURSELF FROM CHEMICAL/BIOLOGICAL CONTAMINATION USING YOUR ASSIGNED PROTECTIVE MASK	STP 21-1-SMCT
031-503-1036(SL1)	MAINTAIN YOUR ASSIGNED PROTECTIVE MASK	STP 21-1-SMCT
031-503-1037(SL1)	DETECT CHEMICAL AGENTS USING M8 OR M9 DETECTOR PAPER	STP 21-1-SMCT
031-503-3004(SL2)	SUPERVISE THE CROSSING OF A CONTAMINATED AREA	STP 21-24-SMCT
031-503-3008(SL2)	IMPLEMENT MISSION-ORIENTED PROTECTIVE POSTURE	STP 21-24-SMCT
031-503-3010(SL2)	SUPERVISE EMPLOYMENT OF NUCLEAR, BIOLOGICAL, OR CHEMICAL MARKERS	STP 21-24-SMCT
031-503-4002(SL2)	SUPERVISE UNIT PREPARATION FOR NBC ATTACK	STP 21-24-SMCT
850-001-2000(SL2)	Employ Accident Prevention Measures and Risk Mgt Process	STP 21-24-SMCT
850-001-3001(SL3)	Control Mission Safety Hazard	STP 21-24-SMCT
850-001-4001(SL4)	Integrate Risk Mgt Into Platoon	STP 21-24-SMCT

SUPPORTING COLLECTIVE TASKS: NONE

OPFOR TASKS AND STANDARDS

TASK: Disrupt Enemy Movement and Operations Using Persistent and Non-Persistent Chemical Weapons (34-OPFOR-1001)

CONDITION: Conventional artillery weapons or aircraft are available to deliver chemical weapons. Routes and key bases in the rear area have been selected.

STANDARD: Chemical agents were delivered into targeted areas. The movement of enemy supplies and equipment to forward areas was delayed by disrupting command and control systems. Enemy movement was successfully channeled into predesignated ambush areas. Enemy supplies and equipment were contaminated. A high rate of casualties were inflicted on enemy forces.

TASK: Disrupt Enemy Movement and Operations Using Tactical Nuclear Weapons (34-OPFOR-1002)

CONDITION: Orders have been received to use tactical nuclear weapons in the enemy's rear. Key locations have been identified.

STANDARD: Tactical nuclear missiles were delivered on target. Movement of equipment and supplies was disrupted or delayed to forward areas. Enemy equipment and supplies were destroyed. A high rate of nuclear casualties was inflicted among enemy troops.

TASK: Disrupt Friendly Defensive Operations (34-OPFOR-1014)

CONDITION: Friendly forces are establishing local defensive positions and obstacles. OPFOR element receives orders to harass and disrupt these efforts. OPFOR has offensive air support and NBC weapons available.

STANDARD: OPFOR element located and penetrated friendly positions and caused a halt or disruption in work being completed on defenses.

TASK: Counter Passage of Lines (34-OPFOR-1016)

CONDITION: Friendly units are in defense positions but are expected to attempt a passage of lines. Friendly forces have close air support and NBC capabilities. The OPFOR element receives orders to disrupt the friendly passage of lines.

STANDARD: The friendly force passage of lines was delayed by the OPFOR element for a minimum of two hours.

TASK: Conduct Air Attacks (34-OPFOR-1006)

CONDITION: OPFOR elements in the rear area have forwarded the coordinates of enemy facilities/elements. OPFOR aircraft have been dispatched to attack enemy installations or convoys.

STANDARD: Support sites, command and control facilities, and/or convoys were located. Attack runs on designated targets were conducted. Enemy equipment, supplies, and vehicles were destroyed and enemy personnel were killed.

TASK: Maintain Contact (34-OPFOR-1011)

CONDITION: OPFOR element is tactically engaged with enemy base defense forces. Enemy forces are withdrawing under pressure.

STANDARD: The enemy forces were engaged decisively. As the enemy withdrew, the unit or force advanced maintaining contact.

TASK: Conduct Sniper Operations (34-OPFOR-1005)

CONDITION: OPFOR element has received a sniper mission from headquarters. Snipers are assigned missions in the enemy rear area along major supply routes and near support sites.

STANDARD: Infiltrated enemy area of operations and set up a well concealed location. Vehicle drivers or personnel on foot were engaged with short bursts of semiautomatic fire. Selected targets were killed or wounded. Prevented position from being discovered and evacuated the area without being detected. Results of the operation were reported to OPFOR headquarters.

TASK: Attack (34-OPFOR-1010)

CONDITION: Enemy rear area support base has been located. PIR's and other intelligence requirements have been obtained by OPFOR patrols. Element has automatic and anti-armor weapons, and light mortars. Element is approximately the size of two platoons.

STANDARD: An attack plan was developed. An attack was initiated using a scheme of maneuver that exploited enemy flanks, gaps, and weaknesses. Covered and concealed routes were used to approach enemy areas. Employed indirect fire to support attack. Penetrated enemy defenses. Destroyed equipment and supplies, inflicted casualties, isolated the support base, and blocked reinforcements. The enemy unit was forced to displace.

ELEMENTS: COMPANY HEADQUARTERS
 SVC PLT HQ
 COLL & JAM PLT HQ
 OPS SPT PLT HQ
 COMPANY
 ACE HEADQUARTERS

TASK: Prepare for a Chemical Attack (03-3-C202.34-0001)
 (FM 3-4) (FM 3-100)

ITERATION: 1M 2M 3M 4M 5M (Circle)

COMMANDER/LEADER ASSESSMENT: T P U (Circle)

CONDITIONS: The opposing force is using chemical warfare or intelligence indicates its use is imminent. Higher headquarters directs implementation of actions to minimize casualties and equipment. This task is always performed in MOPP4.

TASK STANDARDS: Platoon personnel assumed mission oriented protective posture-4 (MOPP-4) within eight minutes, and completed their preparation efforts prior to the attack or its effects reaching thief location. Personnel, equipment, food, and water were protected and the mission continued.

TASK STEPS AND PERFORMANCE MEASURES	GO	NO-GO
<p>* 1. Issue a warning order.</p> <p>2. Start defensive preparations for a chemical attack.</p> <ul style="list-style-type: none"> a. Assume MOPP-4 within eight minutes after notification. b. Attach M9 detector paper to right arm and left wrist; to either right or left ankle; and to vehicles. c. Conduct MOPP field sanitation procedures. d. Emplace chemical agent alarms upwind of position. <p>3. Prepare fighting positions/shelters.</p> <ul style="list-style-type: none"> a. Use existing natural or manmade facilities as fighting positions and shelters (such as caves, ditches, culverts, and tunnels). b. Dig fighting positions and bunkers with overhead cover. <p>NOTE: Fighting positions should have overhead cover consisting of at least a minimum of 18 inches of soil, if time permits.</p> <p>* 4. Check personnel and fighting positions.</p> <ul style="list-style-type: none"> a. Ensure personnel are at MOPP-4. b. Ensure individual and platoon fighting positions are hardened with sandbags and overhead cover. c. Ensure personnel practice proper field sanitation measures and personal hygiene. d. Ensures individual and platoon fighting positions are hardened with sandbags and overhead cover. <p>* 5. Takes additional actions consistent with the tactical situation by increasing, decreasing, or modifying MOPP level as appropriate.</p>		

TASK PERFORMANCE / EVALUATION SUMMARY BLOCK							
ITERATION	1M	2M	3M	4M	5M		TOTAL
TOTAL TASK STEPS EVALUATED							
TOTAL TASK STEPS "GO"							
TRAINING STATUS "GO"/"NO-GO"							

"*" indicates a leader task step.

SUPPORTING INDIVIDUAL TASKS

Task Number	Task Title	References
031-503-1015(SL1)	PROTECT YOURSELF FROM NBC INJURY/CONTAMINATION WITH THE APPROPRIATE MISSION-ORIENTED PROTECTIVE POSTURE (MOPP) GEAR	STP 21-1-SMCT
031-503-1019(SL1)	REACT TO CHEMICAL OR BIOLOGICAL HAZARD OR ATTACK	STP 21-1-SMCT
031-503-1023(SL2)	PROTECT YOURSELF FROM NBC INJURY/CONTAMINATION WHEN CHANGING MISSION-ORIENTED PROTECTIVE POSTURE (MOPP) GEAR	STP 21-24-SMCT
031-503-1035(SL1)	PROTECT YOURSELF FROM CHEMICAL/BIOLOGICAL CONTAMINATION USING YOUR ASSIGNED PROTECTIVE MASK	STP 21-1-SMCT
031-503-1037(SL1)	DETECT CHEMICAL AGENTS USING M8 OR M9 DETECTOR PAPER	STP 21-1-SMCT
031-503-2001(SL2)	IDENTIFY CHEMICAL AGENTS USING M256-SERIES CHEMICAL AGENT DETECTOR KIT	STP 21-24-SMCT
031-503-3008(SL2)	IMPLEMENT MISSION-ORIENTED PROTECTIVE POSTURE	STP 21-24-SMCT
031-503-3010(SL2)	SUPERVISE EMPLOYMENT OF NUCLEAR, BIOLOGICAL, OR CHEMICAL MARKERS	STP 21-24-SMCT
031-503-4002(SL2)	SUPERVISE UNIT PREPARATION FOR NBC ATTACK	STP 21-24-SMCT
850-001-2000(SL2)	Employ Accident Prevention Measures and Risk Mgt Process	STP 21-24-SMCT
850-001-3001(SL3)	Control Mission Safety Hazard	STP 21-24-SMCT
850-001-4001(SL4)	Integrate Risk Mgt Into Platoon	STP 21-24-SMCT

SUPPORTING COLLECTIVE TASKS: NONE

OPFOR TASKS AND STANDARDS

TASK: Disrupt Enemy Movement and Operations Using Persistent and Non-Persistent Chemical Weapons (34-OPFOR-1001)

CONDITION: Conventional artillery weapons or aircraft are available to deliver chemical weapons. Routes and key bases in the rear area have been selected.

STANDARD: Chemical agents were delivered into targeted areas. The movement of enemy supplies and equipment to forward areas was delayed by disrupting command and control systems. Enemy movement was successfully channeled into predesignated ambush areas. Enemy supplies and equipment were contaminated. A high rate of casualties were inflicted on enemy forces.

TASK: Disrupt Friendly Defensive Operations (34-OPFOR-1014)

CONDITION: Friendly forces are establishing local defensive positions and obstacles. OPFOR element receives orders to harass and disrupt these efforts. OPFOR has offensive air support and NBC weapons available.

STANDARD: OPFOR element located and penetrated friendly positions and caused a halt or disruption in work being completed on defenses.

TASK: Breach an Obstacle (34-OPFOR-1015)

CONDITION: OPFOR lead element encounters an obstacle blocking its avenue of approach as it advances toward friendly forces.

STANDARD: OPFOR lead element breached the obstacle before the OPFOR main body reached the site.

TASK: Counter Passage of Lines (34-OPFOR-1016)

CONDITION: Friendly units are in defense positions but are expected to attempt a passage of lines. Friendly forces have close air support and NBC capabilities. The OPFOR element receives orders to disrupt the friendly passage of lines.

STANDARD: The friendly force passage of lines was delayed by the OPFOR element for a minimum of two hours.

TASK: Conduct Air Attacks (34-OPFOR-1006)

CONDITION: OPFOR elements in the rear area have forwarded the coordinates of enemy facilities/elements. OPFOR aircraft have been dispatched to attack enemy installations or convoys.

STANDARD: Support sites, command and control facilities, and/or convoys were located. Attack runs on designated targets were conducted. Enemy equipment, supplies, and vehicles were destroyed and enemy personnel were killed.

TASK: Conduct Sniper Operations (34-OPFOR-1005)

CONDITION: OPFOR element has received a sniper mission from headquarters. Snipers are assigned missions in the enemy rear area along major supply routes and near support sites.

STANDARD: Infiltrated enemy area of operations and set up a well concealed location. Vehicle drivers or personnel on foot were engaged with short bursts of semiautomatic fire. Selected targets were killed or wounded. Prevented position from being discovered and evacuated the area without being detected. Results of the operation were reported to OPFOR headquarters.

ELEMENTS: COMPANY
 COMPANY HEADQUARTERS
 SVC PLT HQ
 COLL & JAM PLT HQ
 OPS SPT PLT HQ

TASK: Respond to a Chemical Attack (03-3-C203.34-0001)
 (FM 3-100) (FM 3-3) (FM 3-4)
 (FM 3-5)

ITERATION: 1M 2M 3M 4M 5M (Circle)

COMMANDER/LEADER ASSESSMENT: T P U (Circle)

CONDITIONS: The unit is deployed in mission oriented protective posture-2 (MOPP-2). Intelligence indicates the opposing force has initiated chemical warfare. Automatic alarm sounds, or detector paper changes color, causing the unit to react. This task is always performed in MOPP4.

TASK STANDARDS: Soldiers sounded the alarm (vocal/nonvocal), immediately assumed mission oriented protective posture-4 (MOPP-4), and used available shelter to prevent further exposure to contamination. The unit reacted to the chemical alarm within 15 seconds.

TASK STEPS AND PERFORMANCE MEASURES	GO	NO-GO
<p>* 1. Unit Leaders ensure that soldiers react to the sound of the chemical agent alarm or recognize the indicators for a chemical attack.</p> <ul style="list-style-type: none"> a. Don protective mask within the allotted time for the type of mask. b. Give the alarm vocal/nonvocal. c. Assume MOPP-4 as soon as possible. d. Seek additional shelter if available. e. Administer a nerve agent antidote (buddy aid) to members with symptoms of nerve agent poisoning. f. Administer nerve agent antidote to self (if applicable). g. Check platoon members to ensure protective measures are followed. <p>2. Take additional protective measures.</p> <ul style="list-style-type: none"> a. Protect exposed equipment and supplies. b. Monitor the area by testing with detector kits. c. Use prevention procedures such as marking contaminated areas. <p>3. Conduct basic decontaminate skills.</p> <ul style="list-style-type: none"> a. Conduct skin decontamination. b. Conduct wipe down of personnel equipment with M258A1 decontamination kit. c. Conduct operator's spray down of equipment. <p>* 4. Initiate unmasking procedures and report to higher headquarters.</p> <ul style="list-style-type: none"> a. Ensure casualties are provided medical care. b. Report casualties. c. Submit NBC-1 report to higher headquarters immediately. d. Continue mission or request movement to alternate location. 		

TASK PERFORMANCE / EVALUATION SUMMARY BLOCK							
ITERATION	1M	2M	3M	4M	5M		TOTAL
TOTAL TASK STEPS EVALUATED							
TOTAL TASK STEPS "GO"							
TRAINING STATUS "GO"/"NO-GO"							

"*" indicates a leader task step.

SUPPORTING INDIVIDUAL TASKS

Task Number	Task Title	References
031-503-1013(SL1)	DECONTAMINATE YOURSELF AND INDIVIDUAL EQUIPMENT USING CHEMICAL DECONTAMINATING KITS	STP 21-1-SMCT
031-503-1015(SL1)	PROTECT YOURSELF FROM NBC INJURY/CONTAMINATION WITH THE APPROPRIATE MISSION-ORIENTED PROTECTIVE POSTURE (MOPP) GEAR	STP 21-1-SMCT
031-503-1019(SL1)	REACT TO CHEMICAL OR BIOLOGICAL HAZARD OR ATTACK	STP 21-1-SMCT
031-503-1035(SL1)	PROTECT YOURSELF FROM CHEMICAL/BIOLOGICAL CONTAMINATION USING YOUR ASSIGNED PROTECTIVE MASK	STP 21-1-SMCT
031-503-1037(SL1)	DETECT CHEMICAL AGENTS USING M8 OR M9 DETECTOR PAPER	STP 21-1-SMCT
031-503-2001(SL2)	IDENTIFY CHEMICAL AGENTS USING M256-SERIES CHEMICAL AGENT DETECTOR KIT	STP 21-24-SMCT
031-503-3002(SL2)	CONDUCT UNMASKING PROCEDURES	STP 21-24-SMCT
031-503-3004(SL2)	SUPERVISE THE CROSSING OF A CONTAMINATED AREA	STP 21-24-SMCT
031-503-3005(SL2)	SUBMIT NBC 1 REPORT	STP 21-24-SMCT
031-503-3008(SL2)	IMPLEMENT MISSION-ORIENTED PROTECTIVE POSTURE	STP 21-24-SMCT
031-503-3010(SL2)	SUPERVISE EMPLOYMENT OF NUCLEAR, BIOLOGICAL, OR CHEMICAL MARKERS	STP 21-24-SMCT
081-831-0101(SL2)	REQUEST MEDICAL EVACUATION	STP 21-24-SMCT
081-831-1000(SL1)	EVALUATE A CASUALTY	STP 21-1-SMCT
081-831-1044(SL1)	PERFORM FIRST AID FOR NERVE AGENT INJURY	STP 21-1-SMCT
081-831-1046(SL1)	TRANSPORT A CASUALTY	STP 21-1-SMCT
081-831-1054(SL2)	EVACUATE CASUALTIES	STP 21-24-SMCT
805C-PAD-2060(SL2)	Report Casualties	STP 21-24-SMCT
850-001-2000(SL2)	Employ Accident Prevention Measures and Risk Mgt Process	STP 21-24-SMCT
850-001-3001(SL3)	Control Mission Safety Hazard	STP 21-24-SMCT
850-001-4001(SL4)	Integrate Risk Mgt Into Platoon	STP 21-24-SMCT

SUPPORTING COLLECTIVE TASKS: NONE

OPFOR TASKS AND STANDARDS

TASK: Disrupt Enemy Movement and Operations Using Persistent and Non-Persistent Chemical Weapons (34-OPFOR-1001)

CONDITION: Conventional artillery weapons or aircraft are available to deliver chemical weapons. Routes and key bases in the rear area have been selected.

STANDARD: Chemical agents were delivered into targeted areas. The movement of enemy supplies and equipment to forward areas was delayed by disrupting command and control systems. Enemy movement was successfully channeled into predesignated ambush areas. Enemy supplies and equipment were contaminated. A high rate of casualties were inflicted on enemy forces.

TASK: Disrupt Enemy Movement and Operations Using Tactical Nuclear Weapons (34-OPFOR-1002)

CONDITION: Orders have been received to use tactical nuclear weapons in the enemy's rear. Key locations have been identified.

STANDARD: Tactical nuclear missiles were delivered on target. Movement of equipment and supplies was disrupted or delayed to forward areas. Enemy equipment and supplies were destroyed. A high rate of nuclear casualties was inflicted among enemy troops.

TASK: Disrupt Friendly Defensive Operations (34-OPFOR-1014)

CONDITION: Friendly forces are establishing local defensive positions and obstacles. OPFOR element receives orders to harass and disrupt these efforts. OPFOR has offensive air support and NBC weapons available.

STANDARD: OPFOR element located and penetrated friendly positions and caused a halt or disruption in work being completed on defenses.

TASK: Breach an Obstacle (34-OPFOR-1015)

CONDITION: OPFOR lead element encounters an obstacle blocking its avenue of approach as it advances toward friendly forces.

STANDARD: OPFOR lead element breached the obstacle before the OPFOR main body reached the site.

TASK: Counter Passage of Lines (34-OPFOR-1016)

CONDITION: Friendly units are in defense positions but are expected to attempt a passage of lines. Friendly forces have close air support and NBC capabilities. The OPFOR element receives orders to disrupt the friendly passage of lines.

STANDARD: The friendly force passage of lines was delayed by the OPFOR element for a minimum of two hours.

TASK: Conduct Air Attacks (34-OPFOR-1006)

CONDITION: OPFOR elements in the rear area have forwarded the coordinates of enemy facilities/elements. OPFOR aircraft have been dispatched to attack enemy installations or convoys.

STANDARD: Support sites, command and control facilities, and/or convoys were located. Attack runs on designated targets were conducted. Enemy equipment, supplies, and vehicles were destroyed and enemy personnel were killed.

TASK: Conduct Sniper Operations (34-OPFOR-1005)

CONDITION: OPFOR element has received a sniper mission from headquarters. Snipers are assigned missions in the enemy rear area along major supply routes and near support sites.

STANDARD: Infiltrated enemy area of operations and set up a well concealed location. Vehicle drivers or personnel on foot were engaged with short bursts of semiautomatic fire. Selected targets were killed or wounded. Prevented position from being discovered and evacuated the area without being detected. Results of the operation were reported to OPFOR headquarters.

ELEMENTS: COMPANY
 ACE HEADQUARTERS
 COMPANY HEADQUARTERS
 SVC PLT HQ
 COLL & JAM PLT HQ
 OPS SPT PLT HQ

TASK: Prepare for a Friendly Nuclear Strike (03-3-C205.34-0001)
 (FM 3-4) (FM 3-3)

ITERATION: 1 2 3 4 5 M (Circle)
COMMANDER/LEADER ASSESSMENT: T P U (Circle)

CONDITIONS: The platoon receives a STRIKEWARN (Strike Warning) message from higher headquarters directing specific actions to implemented. Some iterations of this task should be performed in MOPP4.

TASK STANDARDS: The platoon completed preparations within 30 minutes of friendly nuclear strike warning.

TASK STEPS AND PERFORMANCE MEASURES	GO	NO-GO
1. Radio operator acknowledges warning. a. Authenticate the call. b. Acknowledge warning by return message. * 2. Issue warning order. a. Warn subordinate elements and affected units. b. Ensure subordinates execute actions as directed. 3. Complete actions before detonation occurs. a. Place vehicles and equipment for best terrain shielding. b. Disconnect nonessential electronic equipment. c. Tie down essential antennas. d. Take down nonessential antennas and antennae leads. e. Improve shelters with consideration for blast, thermal, and radiation effects. NOTE: Add sandbags to shelters, foxholes, or tents in the direction of the strike. Cover openings or position them away from the strike. f. Zero dosimeters (two are normally issued to each platoon). g. Secure loose, flammable or explosive items, and food or water containers to protect them from nuclear weapons effects.		

TASK PERFORMANCE / EVALUATION SUMMARY BLOCK							
ITERATION	1	2	3	4	5	M	TOTAL
TOTAL TASK STEPS EVALUATED							
TOTAL TASK STEPS "GO"							
TRAINING STATUS "GO"/"NO-GO"							

"*" indicates a leader task step.

SUPPORTING INDIVIDUAL TASKS

Task Number	Task Title	References
031-503-1015(SL1)	PROTECT YOURSELF FROM NBC INJURY/CONTAMINATION WITH THE APPROPRIATE MISSION-ORIENTED PROTECTIVE POSTURE (MOPP) GEAR	STP 21-1-SMCT
031-503-1018(SL1)	REACT TO NUCLEAR HAZARD OR ATTACK	STP 21-1-SMCT
031-503-1023(SL2)	PROTECT YOURSELF FROM NBC INJURY/CONTAMINATION WHEN CHANGING MISSION-ORIENTED PROTECTIVE POSTURE (MOPP) GEAR	STP 21-24-SMCT
031-503-3006	SUPERVISE RADIATION MONITORING	STP 21-24-SMCT
031-503-3010(SL2)	SUPERVISE EMPLOYMENT OF NUCLEAR, BIOLOGICAL, OR CHEMICAL MARKERS	STP 21-24-SMCT
031-503-4002(SL2)	SUPERVISE UNIT PREPARATION FOR NBC ATTACK	STP 21-24-SMCT
850-001-2000(SL2)	Employ Accident Prevention Measures and Risk Mgt Process	STP 21-24-SMCT
850-001-3001(SL3)	Control Mission Safety Hazard	STP 21-24-SMCT
850-001-4001(SL4)	Integrate Risk Mgt Into Platoon	STP 21-24-SMCT

SUPPORTING COLLECTIVE TASKS: NONE**OPFOR TASKS AND STANDARDS**

TASK: Disrupt Enemy Movement and Operations Using Tactical Nuclear Weapons (34-OPFOR-1002)

CONDITION: Orders have been received to use tactical nuclear weapons in the enemy's rear. Key locations have been identified.

STANDARD: Tactical nuclear missiles were delivered on target. Movement of equipment and supplies was disrupted or delayed to forward areas. Enemy equipment and supplies were destroyed. A high rate of nuclear casualties was inflicted among enemy troops.

TASK: Conduct Air Attacks (34-OPFOR-1006)

CONDITION: OPFOR elements in the rear area have forwarded the coordinates of enemy facilities/elements. OPFOR aircraft have been dispatched to attack enemy installations or convoys.

STANDARD: Support sites, command and control facilities, and/or convoys were located. Attack runs on designated targets were conducted. Enemy equipment, supplies, and vehicles were destroyed and enemy personnel were killed.

TASK: Maintain Contact (34-OPFOR-1011)

CONDITION: OPFOR element is tactically engaged with enemy base defense forces. Enemy forces are withdrawing under pressure.

STANDARD: The enemy forces were engaged decisively. As the enemy withdrew, the unit or force advanced maintaining contact.

TASK: Conduct Sniper Operations (34-OPFOR-1005)

CONDITION: OPFOR element has received a sniper mission from headquarters. Snipers are assigned missions in the enemy rear area along major supply routes and near support sites.

STANDARD: Infiltrated enemy area of operations and set up a well concealed location. Vehicle drivers or personnel on foot were engaged with short bursts of semiautomatic fire. Selected targets were killed or wounded. Prevented position from being discovered and evacuated the area without being detected. Results of the operation were reported to OPFOR headquarters.

TASK: Attack (34-OPFOR-1010)

CONDITION: Enemy rear area support base has been located. PIR's and other intelligence requirements have been obtained by OPFOR patrols. Element has automatic and anti-armor weapons, and light mortars. Element is approximately the size of two platoons.

STANDARD: An attack plan was developed. An attack was initiated using a scheme of maneuver that exploited enemy flanks, gaps, and weaknesses. Covered and concealed routes were used to approach enemy areas. Employed indirect fire to support attack. Penetrated enemy defenses. Destroyed equipment and supplies, inflicted casualties, isolated the support base, and blocked reinforcements. The enemy unit was forced to displace.

ELEMENTS: COMPANY
 ACE HEADQUARTERS
 COMPANY HEADQUARTERS
 SVC PLT HQ
 COLL & JAM PLT HQ
 OPS SPT PLT HQ

TASK: Cross a Radiologically Contaminated Area (03-3-C208.34-0001)
 (FM 3-3) (FM 3-100) (FM 3-4)

ITERATION: 1M 2M 3M 4M 5M (Circle)

COMMANDER/LEADER ASSESSMENT: T P U (Circle)

CONDITIONS: The platoon receives orders to cross a radiologically contaminated area. Approximate boundaries of the area are known or marked. This task is always performed in MOPP4.

TASK STANDARDS: The platoon crossed the contaminated area using the shortest possible route without receiving radiation casualties or spreading contamination.

TASK STEPS AND PERFORMANCE MEASURES	GO	NO-GO
<p>* 1. Prepare the platoon for the crossing.</p> <ul style="list-style-type: none"> a. Direct individuals who may be exposed to radioactive dust particles to cover their noses and mouths with handkerchiefs or clean rags, roll sleeves down, and wear gloves. b. Receive operational exposure guidance from commander (turn back dose and dose rate). c. Ensure radiac equipment operators check instruments. <p>2. Prepare for crossing.</p> <ul style="list-style-type: none"> a. Identify extra shielding requirements (for example, vehicles use sandbags on the floor). b. Place externally stored equipment inside or cover it with available material. c. Start continuous monitoring. <p>3. Cross the area.</p> <ul style="list-style-type: none"> a. Avoid stirring up dust. b. Keep out of dust cloud by increasing the intervals and distances between vehicles. c. Conduct movement as rapidly as possible (tracked vehicles should be buttoned up). <p>4. Perform hasty decontamination of personnel and equipment.</p> <ul style="list-style-type: none"> a. Check for casualties. b. Report casualties (if applicable). c. Conduct necessary decontamination. d. Evacuate casualties. e. Continue the mission. 		

TASK PERFORMANCE / EVALUATION SUMMARY BLOCK							
ITERATION	1M	2M	3M	4M	5M		TOTAL
TOTAL TASK STEPS EVALUATED							
TOTAL TASK STEPS "GO"							
TRAINING STATUS "GO"/"NO-GO"							

"*" indicates a leader task step.

SUPPORTING INDIVIDUAL TASKS

Task Number	Task Title	References
031-503-1015(SL1)	PROTECT YOURSELF FROM NBC INJURY/CONTAMINATION WITH THE APPROPRIATE MISSION-ORIENTED PROTECTIVE POSTURE (MOPP) GEAR	STP 21-1-SMCT
031-503-1018(SL1)	REACT TO NUCLEAR HAZARD OR ATTACK	STP 21-1-SMCT
031-503-1023(SL2)	PROTECT YOURSELF FROM NBC INJURY/CONTAMINATION WHEN CHANGING MISSION-ORIENTED PROTECTIVE POSTURE (MOPP) GEAR	STP 21-24-SMCT
031-503-2023(SL2)	MEASURE RADIATION DOSE RATE AND TOTAL DOSE	STP 21-24-SMCT
031-503-3004(SL2)	SUPERVISE THE CROSSING OF A CONTAMINATED AREA	STP 21-24-SMCT
031-503-3010(SL2)	SUPERVISE EMPLOYMENT OF NUCLEAR, BIOLOGICAL, OR CHEMICAL MARKERS	STP 21-24-SMCT
071-326-0503(SL1)	Move Over, Through, or Around Obstacles (Except Minefields)	STP 21-1-SMCT
071-329-1006(SL1)	Navigate from One Point on the Ground to Another Point While Dismounted	STP 21-1-SMCT
071-329-1030(SL1)	Navigate from One Point on the Ground to Another Point While Mounted	STP 21-1-SMCT
805C-PAD-2060(SL2)	Report Casualties	STP 21-24-SMCT
850-001-2000(SL2)	Employ Accident Prevention Measures and Risk Mgt Process	STP 21-24-SMCT
850-001-3001(SL3)	Control Mission Safety Hazard	STP 21-24-SMCT
850-001-4001(SL4)	Integrate Risk Mgt Into Platoon	STP 21-24-SMCT

SUPPORTING COLLECTIVE TASKS: NONE

OPFOR TASKS AND STANDARDS

TASK: Conduct Hasty Ambush (34-OPFOR-1003)

CONDITION: OPFOR element is moving in a concealed area when an enemy element is reported moving along an adjacent route.

STANDARD: The ambush site was prepared before the arrival of enemy element. The enemy force was surprised and casualties were inflicted within the designated kill zone. Delayed enemy march element from reaching its specified destination. Withdrew, on order, within two minutes of ambush initiation. Reported results of mission to headquarters.

TASK: Counter Passage of Lines (34-OPFOR-1016)

CONDITION: Friendly units are in defense positions but are expected to attempt a passage of lines. Friendly forces have close air support and NBC capabilities. The OPFOR element receives orders to disrupt the friendly passage of lines.

STANDARD: The friendly force passage of lines was delayed by the OPFOR element for a minimum of two hours.

TASK: Conduct Deliberate Ambush (34-OPFOR-1004)

CONDITION: OPFOR element is operating along an enemy major supply route. Intelligence has reported an enemy convoy approaching the element. Headquarters has ordered complete destruction of the march element. The march element is approximately fifteen minutes from the ambush point. OPFOR element possesses automatic weapons, anti-armor weapons, and command detonated mines.

STANDARD: Prepared ambush site before arrival of enemy convoy. Surprised enemy forces. Forced enemy march element to halt in kill zone. Killed, wounded, or captured enemy personnel and destroyed all vehicles and equipment. Consolidated and withdrew from the area on order. Results of the mission were reported to headquarters.

TASK: Conduct Air Attacks (34-OPFOR-1006)

CONDITION: OPFOR elements in the rear area have forwarded the coordinates of enemy facilities/elements. OPFOR aircraft have been dispatched to attack enemy installations or convoys.

STANDARD: Support sites, command and control facilities, and/or convoys were located. Attack runs on designated targets were conducted. Enemy equipment, supplies, and vehicles were destroyed and enemy personnel were killed.

TASK: Conduct Sniper Operations (34-OPFOR-1005)

CONDITION: OPFOR element has received a sniper mission from headquarters. Snipers are assigned missions in the enemy rear area along major supply routes and near support sites.

STANDARD: Infiltrated enemy area of operations and set up a well concealed location. Vehicle drivers or personnel on foot were engaged with short bursts of semiautomatic fire. Selected targets were killed or wounded. Prevented position from being discovered and evacuated the area without being detected. Results of the operation were reported to OPFOR headquarters.

ELEMENTS: COMPANY HEADQUARTERS
 SVC PLT HQ
 COLL & JAM PLT HQ
 OPS SPT PLT HQ
 COMPANY
 ACE HEADQUARTERS

TASK: React to Smoke Operations (03-3-C209.34-0001)
 (FM 3-50) (FM 3-50-1)

ITERATION: 1 2 3 4 5 M (Circle)
COMMANDER/LEADER ASSESSMENT: T P U (Circle)

CONDITIONS: The threat impedes direct platoon observation by using smoke as an obscuring measure, or the platoon needs to conceal its activities from threat observation. Some iterations of this task should be performed in MOPP4.

TASK STANDARDS: The platoon exploited the threat smoke or employed organic smoke to conceal its own activities and continued the mission. The time required to prepare is increased when conducting this task in mission oriented protective posture-4(MOPP-4).

TASK STEPS AND PERFORMANCE MEASURES	GO	NO-GO
<ol style="list-style-type: none"> 1. Do not allow smoke to impede performance of mission. <ol style="list-style-type: none"> a. Perform mission in the presence of smoke. b. Use threat smoke to conceal own activities. c. Move to alternate positions to reduce the effects of the threat's use of smoke. d. Consider using countersmoke to conceal own activities. 2. Employ organic smoke grenade launchers, smoke pots, and smoke hand grenades. <ol style="list-style-type: none"> a. Coordinate smoke operations with unit commander or supported unit. b. Determine wind direction and speed. c. Determine where to release smoke and where it will travel. d. Determine duration of smoke operations. e. Determine the effects of weather conditions of their smoke plan. f. Ensure smoke covers a larger area than the unit position. g. Request smoke support from other units (if organic systems will not accomplish the task). 3. Use target acquisition and guidance systems. <ol style="list-style-type: none"> a. Determine what available target and acquisition systems are effective in smoke and use them. b. Request target acquisition and guidance systems that are effective in smoke. * 4. Request resupply of smoke munitions when required. <ol style="list-style-type: none"> a. Request smoke grenades and smoke pots. b. Distribute smoke grenades and smoke pots. 		

TASK PERFORMANCE / EVALUATION SUMMARY BLOCK							
ITERATION	1	2	3	4	5	M	TOTAL
TOTAL TASK STEPS EVALUATED							
TOTAL TASK STEPS "GO"							
TRAINING STATUS "GO"/"NO-GO"							

"*" indicates a leader task step.

SUPPORTING INDIVIDUAL TASKS

Task Number	Task Title	References
071-326-0503(SL1)	Move Over, Through, or Around Obstacles (Except Minefields)	STP 21-1-SMCT
071-326-0510(SL1)	React to Indirect Fire While Dismounted	STP 21-1-SMCT
071-326-3002(SL1)	React to Indirect Fire While Mounted	STP 21-1-SMCT
850-001-2000(SL2)	Employ Accident Prevention Measures and Risk Mgt Process	STP 21-24-SMCT
850-001-3001(SL3)	Control Mission Safety Hazard	STP 21-24-SMCT
850-001-4001(SL4)	Integrate Risk Mgt Into Platoon	STP 21-24-SMCT

SUPPORTING COLLECTIVE TASKS: NONE

OPFOR TASKS AND STANDARDS

TASK: Conduct Aerial Reconnaissance (34-OPFOR-1007)

CONDITION: OPFOR HQ requires intelligence on the location and identification of enemy elements. Aircraft is dispatched to take photographs and conduct a visual inspection of enemy area.

STANDARD: Located and photographed enemy positions in assigned sectors, to include: support and storage bases and command and control facilities. Visual checks were conducted when possible. The enemy was not engaged. Priority Intelligence Requests and other Information Requirements were reported to OPFOR HQ.

TASK: Disrupt Enemy Movement and Operations Using Persistent and Non-Persistent Chemical Weapons (34-OPFOR-1001)

CONDITION: Conventional artillery weapons or aircraft are available to deliver chemical weapons. Routes and key bases in the rear area have been selected.

STANDARD: Chemical agents were delivered into targeted areas. The movement of enemy supplies and equipment to forward areas was delayed by disrupting command and control systems. Enemy movement was successfully channeled into predesignated ambush areas. Enemy supplies and equipment were contaminated. A high rate of casualties were inflicted on enemy forces.

TASK: Conduct Hasty Ambush (34-OPFOR-1003)

CONDITION: OPFOR element is moving in a concealed area when an enemy element is reported moving along an adjacent route.

STANDARD: The ambush site was prepared before the arrival of enemy element. The enemy force was surprised and casualties were inflicted within the designated kill zone. Delayed enemy march element from reaching its specified destination. Withdrew, on order, within two minutes of ambush initiation. Reported results of mission to headquarters.

TASK: Conduct Deliberate Ambush (34-OPFOR-1004)

CONDITION: OPFOR element is operating along an enemy major supply route. Intelligence has reported an enemy convoy approaching the element. Headquarters has ordered complete destruction of the march element. The march element is approximately fifteen minutes from the ambush point. OPFOR element possesses automatic weapons, anti-armor weapons, and command detonated mines.

STANDARD: Prepared ambush site before arrival of enemy convoy. Surprised enemy forces. Forced enemy march element to halt in kill zone. Killed, wounded, or captured enemy personnel and destroyed all vehicles and equipment. Consolidated and withdrew from the area on order. Results of the mission were reported to headquarters.

TASK: Conduct Air Attacks (34-OPFOR-1006)

CONDITION: OPFOR elements in the rear area have forwarded the coordinates of enemy facilities/elements. OPFOR aircraft have been dispatched to attack enemy installations or convoys.

STANDARD: Support sites, command and control facilities, and/or convoys were located. Attack runs on designated targets were conducted. Enemy equipment, supplies, and vehicles were destroyed and enemy personnel were killed.

TASK: Maintain Contact (34-OPFOR-1011)

CONDITION: OPFOR element is tactically engaged with enemy base defense forces. Enemy forces are withdrawing under pressure.

STANDARD: The enemy forces were engaged decisively. As the enemy withdrew, the unit or force advanced maintaining contact.

TASK: Conduct Sniper Operations (34-OPFOR-1005)

CONDITION: OPFOR element has received a sniper mission from headquarters. Snipers are assigned missions in the enemy rear area along major supply routes and near support sites.

STANDARD: Infiltrated enemy area of operations and set up a well concealed location. Vehicle drivers or personnel on foot were engaged with short bursts of semiautomatic fire. Selected targets were killed or wounded. Prevented position from being discovered and evacuated the area without being detected. Results of the operation were reported to OPFOR headquarters.

TASK: Attack (34-OPFOR-1010)

CONDITION: Enemy rear area support base has been located. PIR's and other intelligence requirements have been obtained by OPFOR patrols. Element has automatic and anti-armor weapons, and light mortars. Element is approximately the size of two platoons.

STANDARD: An attack plan was developed. An attack was initiated using a scheme of maneuver that exploited enemy flanks, gaps, and weaknesses. Covered and concealed routes were used to approach enemy areas. Employed indirect fire to support attack. Penetrated enemy defenses. Destroyed equipment and supplies, inflicted casualties, isolated the support base, and blocked reinforcements. The enemy unit was forced to displace.

TASK: Conduct Raid (34-OPFOR-1009)

CONDITION: OPFOR element has occupied an objective rally point and has orders to conduct a raid on a rear area base.

STANDARD: Enemy forces were surprised. Assaulted enemy support base and accomplished assigned tasks. Specified equipment and supplies were destroyed. Decisive engagement was avoided. All personnel were withdrawn from the area within the prescribed time. The collected intelligence data satisfied the Priority Intelligence Requirements.

ELEMENTS: COMPANY HEADQUARTERS
 SVC PLT HQ
 COLL & JAM PLT HQ
 OPS SPT PLT HQ
 COMPANY
 ACE HEADQUARTERS

TASK: Respond to the Residual Effects of a Nuclear Attack (03-3-C222.34-0001)
 (FM 3-4) (FM 3-100) (FM 3-3)

ITERATION: 1M 2M 3M 4M 5M (Circle)
COMMANDER/LEADER ASSESSMENT: T P U (Circle)

CONDITIONS: The platoon is located within a predicted fallout area. The mission does not allow for movement from the fallout area. This task is always performed in MOPP4.

TASK STANDARDS: The platoon took actions to minimize exposure to residual radiation.

TASK STEPS AND PERFORMANCE MEASURES	GO	NO-GO
* 1. Prepare unit for fallout. <ul style="list-style-type: none"> a. Ensure individuals cover their noses and mouths with handkerchiefs or clean rags, roll sleeves down, and wear gloves. b. Cover equipment, munitions, petroleum, oil, lubricants, food, and water containers or place them inside shelters or vehicles. c. Use shelters, closed vehicles, or available shielding to protect personnel from fallout. d. Ensure continuous monitoring is maintained using available nuclear, biological, and chemical detection and identification equipment. 2. Monitor fallout. <ul style="list-style-type: none"> a. Maintain total dose information, using available total dose instruments. b. Ensure exposure is minimized while commander determines if relocation to a clean area is necessary or possible. c. Calculate optimum time of exit. d. Send NBC-4 reports to higher headquarters as required, using secure means when possible. * 3. Develop a contingency plan. <ul style="list-style-type: none"> a. Use guidance from higher headquarters based on the mission and previous radiation exposure. b. Ensure entry/exit procedures are followed to minimize vehicle contamination. b. Plan for rotation of individuals to minimize exposure. 		

TASK PERFORMANCE / EVALUATION SUMMARY BLOCK							
ITERATION	1M	2M	3M	4M	5M		TOTAL
TOTAL TASK STEPS EVALUATED							
TOTAL TASK STEPS "GO"							
TRAINING STATUS "GO"/"NO-GO"							

"*" indicates a leader task step.

SUPPORTING INDIVIDUAL TASKS

Task Number	Task Title	References
031-503-1015(SL1)	PROTECT YOURSELF FROM NBC INJURY/CONTAMINATION WITH THE APPROPRIATE MISSION-ORIENTED PROTECTIVE POSTURE (MOPP) GEAR	STP 21-1-SMCT
031-503-1018(SL1)	REACT TO NUCLEAR HAZARD OR ATTACK	STP 21-1-SMCT
031-503-2023(SL2)	MEASURE RADIATION DOSE RATE AND TOTAL DOSE	STP 21-24-SMCT
031-503-3006	SUPERVISE RADIATION MONITORING	STP 21-24-SMCT
031-503-4002(SL2)	SUPERVISE UNIT PREPARATION FOR NBC ATTACK	STP 21-24-SMCT
031-503-4003	CONTROL UNIT RADIATION EXPOSURE	STP 21-24-SMCT
031-506-1053(SL2)	REPORT NBC INFORMATION USING NBC 4 REPORT	STP 21-24-SMCT
081-831-1005(SL1)	PERFORM FIRST AID TO PREVENT OR CONTROL SHOCK	STP 21-1-SMCT
081-831-1007(SL1)	PERFORM FIRST AID FOR BURNS	STP 21-1-SMCT
805C-PAD-2060(SL2)	Report Casualties	STP 21-24-SMCT
805C-PAD-2461(SL2)	Maintain Accountability of Personnel (Status Report)	STP 21-24-SMCT
850-001-2000(SL2)	Employ Accident Prevention Measures and Risk Mgt Process	STP 21-24-SMCT
850-001-3001(SL3)	Control Mission Safety Hazard	STP 21-24-SMCT
850-001-4001(SL4)	Integrate Risk Mgt Into Platoon	STP 21-24-SMCT

SUPPORTING COLLECTIVE TASKS: NONE**OPFOR TASKS AND STANDARDS**

TASK: Disrupt Enemy Movement and Operations Using Tactical Nuclear Weapons (34-OPFOR-1002)

CONDITION: Orders have been received to use tactical nuclear weapons in the enemy's rear. Key locations have been identified.

STANDARD: Tactical nuclear missiles were delivered on target. Movement of equipment and supplies was disrupted or delayed to forward areas. Enemy equipment and supplies were destroyed. A high rate of nuclear casualties was inflicted among enemy troops.

TASK: Conduct Air Attacks (34-OPFOR-1006)

CONDITION: OPFOR elements in the rear area have forwarded the coordinates of enemy facilities/elements. OPFOR aircraft have been dispatched to attack enemy installations or convoys.

STANDARD: Support sites, command and control facilities, and/or convoys were located. Attack runs on designated targets were conducted. Enemy equipment, supplies, and vehicles were destroyed and enemy personnel were killed.

TASK: Conduct Sniper Operations (34-OPFOR-1005)

CONDITION: OPFOR element has received a sniper mission from headquarters. Snipers are assigned missions in the enemy rear area along major supply routes and near support sites.

STANDARD: Infiltrated enemy area of operations and set up a well concealed location. Vehicle drivers or personnel on foot were engaged with short bursts of semiautomatic fire. Selected targets were killed or wounded. Prevented position from being discovered and evacuated the area without being detected. Results of the operation were reported to OPFOR headquarters.

ELEMENTS: COMPANY HEADQUARTERS
 SVC PLT HQ
 COLL & JAM PLT HQ
 COMPANY
 ACE HEADQUARTERS
 OPS SPT PLT HQ

TASK: Respond to the Initial Effects of a Nuclear Attack (03-3-C223.34-0001)
 (FM 3-4) (FM 3-100) (FM 3-3)

ITERATION: 1M 2M 3M 4M 5M (Circle)

COMMANDER/LEADER ASSESSMENT: T P U (Circle)

CONDITIONS: Platoon members observe a brilliant flash of light and/or a mushroom shaped cloud. This task is always performed in MOPP4.

TASK STANDARDS: The platoon took actions to minimize exposure to the initial effects of a nuclear detonation in its area and continued its mission.

TASK STEPS AND PERFORMANCE MEASURES	GO	NO-GO
<ol style="list-style-type: none"> 1. Take immediate protective actions to a nuclear attack without warning. <ol style="list-style-type: none"> a. Close eyes and drop to the ground in a prone position, with head toward blast if possible (if in the hatch of an armored vehicle, immediately drop down inside the vehicle). b. Keep head down and helmet on. c. Remain down until all debris stops falling. d. Identify the best shelter and move to it (if possible). 2. Take protective measures from the blast and radiation. <ol style="list-style-type: none"> a. Assume MOPP-4 immediately while under shelter. b. Keep clothing loosely fitted while keeping headgear on at all times. c. Protect eyes and minimize exposed skin areas. * 3. Reorganize the platoon. <ol style="list-style-type: none"> a. Reestablish chain of command. b. Reestablish communications. c. Send NBC-1 (Nuclear) report. d. Treat casualties. e. Evacuate casualties. f. Report casualties. g. Evaluate facilities for protection. h. Implement continuous monitoring. i. Submit damage assessment to higher headquarters. j. Initiate area damage control plan as required. k. Extinguish all fires before they spread out of control. * 4. Ensure weapon systems are operational. <ol style="list-style-type: none"> a. Field-strip. b. Clean. c. Inspect for serviceability. 5. Right overturned vehicles. <ol style="list-style-type: none"> a. Check loss of coolant, fuel, and battery fluids. 		

TASK STEPS AND PERFORMANCE MEASURES	GO	NO-GO
b. Perform operator maintenance to restore moderately damaged vehicles to combat use. 6. Improve cover (if applicable). a. Choose dense covering material. b. Cover in depth. c. Provide strong support. d. Cover as much of unneeded openings as practical.		

TASK PERFORMANCE / EVALUATION SUMMARY BLOCK							
ITERATION	1M	2M	3M	4M	5M		TOTAL
TOTAL TASK STEPS EVALUATED							
TOTAL TASK STEPS "GO"							
TRAINING STATUS "GO"/"NO-GO"							

"*" indicates a leader task step.

SUPPORTING INDIVIDUAL TASKS

Task Number	Task Title	References
031-503-1013(SL1)	DECONTAMINATE YOURSELF AND INDIVIDUAL EQUIPMENT USING CHEMICAL DECONTAMINATING KITS	STP 21-1-SMCT
031-503-1015(SL1)	PROTECT YOURSELF FROM NBC INJURY/CONTAMINATION WITH THE APPROPRIATE MISSION-ORIENTED PROTECTIVE POSTURE (MOPP) GEAR	STP 21-1-SMCT
031-503-1018(SL1)	REACT TO NUCLEAR HAZARD OR ATTACK	STP 21-1-SMCT
031-503-1023(SL2)	PROTECT YOURSELF FROM NBC INJURY/CONTAMINATION WHEN CHANGING MISSION-ORIENTED PROTECTIVE POSTURE (MOPP) GEAR	STP 21-24-SMCT
031-503-2023(SL2)	MEASURE RADIATION DOSE RATE AND TOTAL DOSE	STP 21-24-SMCT
031-503-3005(SL2)	SUBMIT NBC 1 REPORT	STP 21-24-SMCT
031-503-3006	SUPERVISE RADIATION MONITORING	STP 21-24-SMCT
031-503-3008(SL2)	IMPLEMENT MISSION-ORIENTED PROTECTIVE POSTURE	STP 21-24-SMCT
031-503-3010(SL2)	SUPERVISE EMPLOYMENT OF NUCLEAR, BIOLOGICAL, OR CHEMICAL MARKERS	STP 21-24-SMCT
031-503-4002(SL2)	SUPERVISE UNIT PREPARATION FOR NBC ATTACK	STP 21-24-SMCT
031-503-4003	CONTROL UNIT RADIATION EXPOSURE	STP 21-24-SMCT
081-831-0101(SL2)	REQUEST MEDICAL EVACUATION	STP 21-24-SMCT
081-831-1000(SL1)	EVALUATE A CASUALTY	STP 21-1-SMCT
081-831-1005(SL1)	PERFORM FIRST AID TO PREVENT OR CONTROL SHOCK	STP 21-1-SMCT
081-831-1007(SL1)	PERFORM FIRST AID FOR BURNS	STP 21-1-SMCT
081-831-1016	PUT ON A FIELD OR PRESSURE DRESSING	STP 21-1-SMCT
081-831-1017	PUT ON A TOURNIQUET	STP 21-1-SMCT

SUPPORTING INDIVIDUAL TASKS

Task Number	Task Title	References
081-831-1025(SL1)	PERFORM FIRST AID FOR AN OPEN ABDOMINAL WOUND	STP 21-1-SMCT
081-831-1033(SL1)	PERFORM FIRST AID FOR AN OPEN HEAD WOUND	STP 21-1-SMCT
081-831-1034(SL1)	PERFORM FIRST AID FOR A SUSPECTED FRACTURE	STP 21-1-SMCT
081-831-1042(SL1)	PERFORM MOUTH-TO-MOUTH RESUSCITATION	STP 21-1-SMCT
081-831-1046(SL1)	TRANSPORT A CASUALTY	STP 21-1-SMCT
081-831-1054(SL2)	EVACUATE CASUALTIES	STP 21-24-SMCT
091-CLT-3009(SL4)	Supervise Maintenance Operations	STP 21-24-SMCT
091-CLT-4029(SL2)	Supervise Preventive Maintenance Checks and Services (PMCS)	STP 21-24-SMCT
101-92Y-0006(SL2)	Inspect equipment for accountability, cleanliness, and serviceability	STP 21-24-SMCT
805C-PAD-2060(SL2)	Report Casualties	STP 21-24-SMCT
805C-PAD-2461(SL2)	Maintain Accountability of Personnel (Status Report)	STP 21-24-SMCT
850-001-2000(SL2)	Employ Accident Prevention Measures and Risk Mgt Process	STP 21-24-SMCT
850-001-3001(SL3)	Control Mission Safety Hazard	STP 21-24-SMCT
850-001-4001(SL4)	Integrate Risk Mgt Into Platoon	STP 21-24-SMCT

SUPPORTING COLLECTIVE TASKS: NONE**OPFOR TASKS AND STANDARDS**

TASK: Disrupt Enemy Movement and Operations Using Tactical Nuclear Weapons (34-OPFOR-1002)

CONDITION: Orders have been received to use tactical nuclear weapons in the enemy's rear. Key locations have been identified.

STANDARD: Tactical nuclear missiles were delivered on target. Movement of equipment and supplies was disrupted or delayed to forward areas. Enemy equipment and supplies were destroyed. A high rate of nuclear casualties was inflicted among enemy troops.

TASK: Conduct Air Attacks (34-OPFOR-1006)

CONDITION: OPFOR elements in the rear area have forwarded the coordinates of enemy facilities/elements. OPFOR aircraft have been dispatched to attack enemy installations or convoys.

STANDARD: Support sites, command and control facilities, and/or convoys were located. Attack runs on designated targets were conducted. Enemy equipment, supplies, and vehicles were destroyed and enemy personnel were killed.

TASK: Conduct Sniper Operations (34-OPFOR-1005)

CONDITION: OPFOR element has received a sniper mission from headquarters. Snipers are assigned missions in the enemy rear area along major supply routes and near support sites.

STANDARD: Infiltrated enemy area of operations and set up a well concealed location. Vehicle drivers or personnel on foot were engaged with short bursts of semiautomatic fire. Selected targets were killed or wounded. Prevented position from being discovered and evacuated the area without being detected. Results of the operation were reported to OPFOR headquarters.

ELEMENTS: COMPANY HEADQUARTERS
 COMPANY
 ACE HEADQUARTERS
 SVC PLT HQ
 COLL & JAM PLT HQ
 OPS SPT PLT HQ

TASK: Conduct Operational Decontamination (03-3-C224.34-0001)
 (FM 3-5) (FM 3-100) (STP 21-1-SMCT)
 (STP 3-54B2-4-SM-TG-PROP) (STP 3-54B2-SM)

ITERATION: 1M 2M 3M 4M 5M (Circle)

COMMANDER/LEADER ASSESSMENT: T P U (Circle)

CONDITIONS: The platoon is conducting combat operations within a chemically contaminated area. Time and the tactical situation will permit the unit to conduct MOPP gear exchange. The supply sergeant has delivered replacement overgarments and decontaminates within the vicinity of the platoon's location. Site security has been established. This task is always performed in MOPP4.

TASK STANDARDS: All personnel decontaminated their individual gear, conducted the MOPP gear exchange (using the buddy system) without sustaining additional casualties from nuclear, biological, and chemical (NBC) contamination, and continued the mission.

TASK STEPS AND PERFORMANCE MEASURES	GO	NO-GO
<ul style="list-style-type: none"> * 1. Move unit to clear area (rendezvous point) selected by higher headquarters. <ul style="list-style-type: none"> a. Select site for MOPP gear exchange. b. Select site large enough to accommodate elements involved in the MOPP gear exchange (one to three meter spacing is sufficient for each buddy team). c. Select site with overhead concealment. 2. Decontaminate individual fighting gear. <ul style="list-style-type: none"> a. Prepare equipment decontaminant with a mixture of two parts sub tropical bleach and three parts earth (for dry mix). b. Place decontaminated individual fighting equipment on an uncontaminated surface (plastics, poncho, or other similar material). * 3. Prepare to implement MOPP gear exchange. * 4. Implement the procedures for MOPP gear exchange. <ul style="list-style-type: none"> a. Direct soldiers to pick up new MOPP gear. b. Direct soldiers to pair up as buddy teams (buddy #1 and buddy #2) in a circle. c. Direct MOPP gear exchange from the center of the circle. * 5. Direct procedures for hood removal. <ul style="list-style-type: none"> a. Direct buddy #1 to prepare/undo #2 hoods for decontamination and hood roll. b. Direct buddy #1 to decontaminate the hood and exposed parts of buddy #2 mask including canister and hose on M24/25 series, using decon wipe two first, decon wipe one last. c. Direct buddy #1 to start with buddy #2 mask eyeless outserts, using decon wipe two first. Then start at the top of the hood and work toward bottom of the hood repeating the same procedure with decon wipe one. 		

TASK STEPS AND PERFORMANCE MEASURES	GO	NO-GO
<p>d. Direct buddy #1 to roll buddy #2 hood.</p> <p>* 6. Direct procedures for overgarment removal.</p> <ol style="list-style-type: none"> a. Direct buddy #1 to unbutton the snaps on the back and front of buddy #2's jacket to include the cord and zipper. b. Direct buddy #1 to pull buddy #2's jacket off one arm at a time, turning the jacket inside out. Have buddy #2 to make a fist as each sleeve is removed to prevent the gloves from coming off. c. Direct buddy #1 to place buddy #2's jacket on the ground nearby with the black side (uncontaminated side) up. Buddy #2 will use it to stand on later while redressing. d. Direct buddy #1 to remove buddy #2's trousers by opening the trouser cuffs, the waist snap, zipper, and if necessary, the waist tabs of buddy #2's trousers. e. Direct buddy #1 to grab buddy #2's trousers by the cuff while buddy #2 removes one leg at a time from the trousers. f. Direct buddy #1 to discard buddy #2's trousers. <p>NOTE: Do Not reverse roles at this time.</p> <p>* 7. Direct procedures for removal of the over boots and gloves.</p> <ol style="list-style-type: none"> a. Direct buddy #2 to stand next to his jacket. b. Direct buddy #1 to untie or cut the strings of buddy #2's over boots. c. Direct buddy #1 to remove the over boots from buddy #2's feet one at a time. As buddy #1 removes a boot, have buddy #2 step onto his own jacket. d. Direct buddy #2 to remove his gloves. [Buddy #1 will assist buddy #2, if necessary to prevent buddy #2 from touching the outside of the gloves]. <p>NOTE: Do not reverse roles at this time.</p> <p>* 8. Direct procedures for new overgarment replacement.</p> <ol style="list-style-type: none"> a. Direct buddy #1 to open new package of overgarment without touching the inside of package or the new overgarment. b. Direct buddy #1 to hold the new package of overgarment firmly while buddy #2 removes the new overgarment from the package without touching the outside of the package. c. Direct buddy #2 to put on his trousers and jacket and fastens the overgarment, leaving the trouser legs open. <p>* 9. Direct procedures for new over boot and glove replacements.</p> <ol style="list-style-type: none"> a. Direct buddy #1 to open a new package of over boots without touching the inside of the package or the new over boots. b. Direct buddy #1 to hold the new package of over boots firmly while buddy #2 removes the new over boots from the package without touching the inside of the package. c. Direct buddy #2 to put on his over boots and fastens the trouser leg. d. Direct buddy #1 to open a new package of gloves without touching the inside of the package or the new gloves. e. Direct Buddy #1 to hold the new package of gloves firmly while buddy #2 removes a new pair of gloves from the package without touching the outside of the package. f. Direct buddy #2 to put on his new gloves. <p>NOTE: Do not reverse roles at this time. Buddy #1 decontaminates his own rubber gloves with an M258A1 skin decon kit. Buddy #1 completes this step before securing buddy #2's hood.</p> <p>*10. Direct procedures for new hood replacement.</p>		

TASK STEPS AND PERFORMANCE MEASURES	GO	NO-GO
a. Direct buddy #1 to secure buddy #2's hood by unrolling the hood and attaching the straps and tightening the neck cord. b. Direct buddy #1 to check buddy #2's hood and overgarment to ensure all zippers, ties, and snaps are closed. NOTE: At this point, buddy #1 and buddy #2 will reverse roles and repeat steps five through ten. 11. Clear the decontamination site. a. Clean up site. b. Mark the site. 12. Report to higher headquarters. a. Request permission to perform unmasking procedures if, through testing, no hazard is detected. b. Secure individual equipment. c. Determine the adequacy of decontamination and adjusts MOPP level as required (after obtaining approval from higher headquarters). d. Report completion of MOPP gear exchange to higher headquarters. e. Move to an assembly area. 13. Continue the mission.		

TASK PERFORMANCE / EVALUATION SUMMARY BLOCK							
ITERATION	1M	2M	3M	4M	5M		TOTAL
TOTAL TASK STEPS EVALUATED							
TOTAL TASK STEPS "GO"							
TRAINING STATUS "GO"/"NO-GO"							

“*” indicates a leader task step.

SUPPORTING INDIVIDUAL TASKS

Task Number	Task Title	References
031-503-1013(SL1)	DECONTAMINATE YOURSELF AND INDIVIDUAL EQUIPMENT USING CHEMICAL DECONTAMINATING KITS	STP 21-1-SMCT
031-503-1015(SL1)	PROTECT YOURSELF FROM NBC INJURY/CONTAMINATION WITH THE APPROPRIATE MISSION-ORIENTED PROTECTIVE POSTURE (MOPP) GEAR	STP 21-1-SMCT
031-503-1023(SL2)	PROTECT YOURSELF FROM NBC INJURY/CONTAMINATION WHEN CHANGING MISSION-ORIENTED PROTECTIVE POSTURE (MOPP) GEAR	STP 21-24-SMCT
031-503-1024	REPLACE CANISTER ON YOUR M40-SERIES PROTECTIVE MASK	STP 21-1-SMCT
031-503-1034	DECONTAMINATE YOUR INDIVIDUAL EQUIPMENT USING THE M295 INDIVIDUAL EQUIPMENT DECONTAMINATION KIT (IEDK)	STP 21-1-SMCT

SUPPORTING INDIVIDUAL TASKS

Task Number	Task Title	References
031-503-1035(SL1)	PROTECT YOURSELF FROM CHEMICAL/BIOLOGICAL CONTAMINATION USING YOUR ASSIGNED PROTECTIVE MASK	STP 21-1-SMCT
031-503-1036(SL1)	MAINTAIN YOUR ASSIGNED PROTECTIVE MASK	STP 21-1-SMCT
031-503-1037(SL1)	DETECT CHEMICAL AGENTS USING M8 OR M9 DETECTOR PAPER	STP 21-1-SMCT
031-503-2001(SL2)	IDENTIFY CHEMICAL AGENTS USING M256-SERIES CHEMICAL AGENT DETECTOR KIT	STP 21-24-SMCT
031-503-3002(SL2)	CONDUCT UNMASKING PROCEDURES	STP 21-24-SMCT
031-503-3006	SUPERVISE RADIATION MONITORING	STP 21-24-SMCT
031-503-3008(SL2)	IMPLEMENT MISSION-ORIENTED PROTECTIVE POSTURE	STP 21-24-SMCT
031-503-3010(SL2)	SUPERVISE EMPLOYMENT OF NUCLEAR, BIOLOGICAL, OR CHEMICAL MARKERS	STP 21-24-SMCT
031-506-1053(SL2)	REPORT NBC INFORMATION USING NBC 4 REPORT	STP 21-24-SMCT
031-507-3003	SUPERVISE HASTY DECONTAMINATION	STP 21-24-SMCT
071-329-1000	IDENTIFY TOPOGRAPHIC SYMBOLS ON A MILITARY MAP	STP 21-1-SMCT
071-329-1001	IDENTIFY TERRAIN FEATURES ON A MAP	STP 21-1-SMCT
071-329-1004	DETERMINE THE ELEVATION OF A POINT ON THE GROUND USING A MAP	STP 21-24-SMCT
071-329-1008	MEASURE DISTANCE ON A MAP	STP 21-1-SMCT
081-831-1044(SL1)	PERFORM FIRST AID FOR NERVE AGENT INJURY	STP 21-1-SMCT
091-CLT-3009(SL4)	Supervise Maintenance Operations	STP 21-24-SMCT
091-CLT-4029(SL2)	Supervise Preventive Maintenance Checks and Services (PMCS)	STP 21-24-SMCT
101-92Y-0006(SL2)	Inspect equipment for accountability, cleanliness, and serviceability	STP 21-24-SMCT
113-571-1022	PERFORM VOICE COMMUNICATIONS	STP 21-1-SMCT
113-573-8006	USE AN AUTOMATED SIGNAL OPERATION INSTRUCTION (SOI)	STP 21-24-SMCT
113-600-2001(SL1)	Communicate Via a Tactical Telephone	STP 21-1-SMCT
113-637-2001(SL1)	Communicate via a Tactical Radio	STP 21-1-SMCT
850-001-2000(SL2)	Employ Accident Prevention Measures and Risk Mgt Process	STP 21-24-SMCT
850-001-3001(SL3)	Control Mission Safety Hazard	STP 21-24-SMCT
850-001-4001(SL4)	Integrate Risk Mgt Into Platoon	STP 21-24-SMCT

SUPPORTING COLLECTIVE TASKS: NONE

OPFOR TASKS AND STANDARDS

TASK: Disrupt Enemy Movement and Operations Using Tactical Nuclear Weapons (34-OPFOR-1002)

CONDITION: Orders have been received to use tactical nuclear weapons in the enemy's rear. Key locations have been identified.

STANDARD: Tactical nuclear missiles were delivered on target. Movement of equipment and supplies was disrupted or delayed to forward areas. Enemy equipment and supplies were destroyed. A high rate of nuclear casualties was inflicted among enemy troops.

TASK: Counter Passage of Lines (34-OPFOR-1016)

CONDITION: Friendly units are in defense positions but are expected to attempt a passage of lines. Friendly forces have close air support and NBC capabilities. The OPFOR element receives orders to disrupt the friendly passage of lines.

STANDARD: The friendly force passage of lines was delayed by the OPFOR element for a minimum of two hours.

TASK: Conduct Hasty Ambush (34-OPFOR-1003)

CONDITION: OPFOR element is moving in a concealed area when an enemy element is reported moving along an adjacent route.

STANDARD: The ambush site was prepared before the arrival of enemy element. The enemy force was surprised and casualties were inflicted within the designated kill zone. Delayed enemy march element from reaching its specified destination. Withdrew, on order, within two minutes of ambush initiation. Reported results of mission to headquarters.

TASK: Conduct Air Attacks (34-OPFOR-1006)

CONDITION: OPFOR elements in the rear area have forwarded the coordinates of enemy facilities/elements. OPFOR aircraft have been dispatched to attack enemy installations or convoys.

STANDARD: Support sites, command and control facilities, and/or convoys were located. Attack runs on designated targets were conducted. Enemy equipment, supplies, and vehicles were destroyed and enemy personnel were killed.

TASK: Maintain Contact (34-OPFOR-1011)

CONDITION: OPFOR element is tactically engaged with enemy base defense forces. Enemy forces are withdrawing under pressure.

STANDARD: The enemy forces were engaged decisively. As the enemy withdrew, the unit or force advanced maintaining contact.

TASK: Conduct Sniper Operations (34-OPFOR-1005)

CONDITION: OPFOR element has received a sniper mission from headquarters. Snipers are assigned missions in the enemy rear area along major supply routes and near support sites.

STANDARD: Infiltrated enemy area of operations and set up a well concealed location. Vehicle drivers or personnel on foot were engaged with short bursts of semiautomatic fire. Selected targets were killed or wounded. Prevented position from being discovered and evacuated the area without being detected. Results of the operation were reported to OPFOR headquarters.

TASK: Attack (34-OPFOR-1010)

CONDITION: Enemy rear area support base has been located. PIR's and other intelligence requirements have been obtained by OPFOR patrols. Element has automatic and anti-armor weapons, and light mortars. Element is approximately the size of two platoons.

STANDARD: An attack plan was developed. An attack was initiated using a scheme of maneuver that exploited enemy flanks, gaps, and weaknesses. Covered and concealed routes were used to approach enemy areas. Employed indirect fire to support attack. Penetrated enemy defenses. Destroyed equipment and supplies, inflicted casualties, isolated the support base, and blocked reinforcements. The enemy unit was forced to displace.

ELEMENTS: COMPANY HEADQUARTERS
 COMPANY
 ACE HEADQUARTERS
 SVC PLT HQ
 COLL & JAM PLT HQ
 OPS SPT PLT HQ

TASK: Conduct Chemical Reconnaissance (03-3-C225.34-0001)
 (FM 3-19) (ARM PH-32) (FM 3-100)
 (FM 3-3) (FM 3-5)

ITERATION: 1M 2M 3M 4M 5M (Circle)

COMMANDER/LEADER ASSESSMENT: T P U (Circle)

CONDITIONS: The platoon is conducting operations in an area where chemical warfare has been initiated and needs to determine the presence of chemical hazards in the area of operational concern. The commander receives a mission that identifies priority areas. This task is always performed in MOPP4.

TASK STANDARDS: The platoon identified, marked, and ensured the battalion command post knew the location of all chemical agents in the assigned reconnaissance area. The location of contamination was marked and recorded within 100 meters accuracy of actual location.

TASK STEPS AND PERFORMANCE MEASURES	GO	NO-GO
<p>* 1. Issue guidance to subordinate leaders.</p> <p>* 2. Begin preparations for the chemical reconnaissance.</p> <ul style="list-style-type: none"> a. Perform map reconnaissance of the route and specific area for reconnaissance. b. Determine reconnaissance technique to use. c. Plan for decontamination following the reconnaissance operation (if decontamination is necessary). <p>* NOTE: Ensure decontaminants and additional MOPP gear are available for decontamination following the reconnaissance operation.</p> <ul style="list-style-type: none"> d. Coordinate for fire support (indirect or attack helicopter if available). e. Brief personnel on proper reporting and recording procedures. f. Issue operations order or fragmentary order to subordinate leaders. <p>3. Prepare for chemical reconnaissance mission.</p> <ul style="list-style-type: none"> a. Prepare vehicle and equipment for chemical reconnaissance. b. Perform precombat checks on vehicles and equipment. c. Load chemical agent detection equipment. <p>NOTE: Chemical detection equipment should include: M8A1 automatic chemical agent alarm; M256A1 detector kit; M8 and M9 detector paper; M272 water test kit.</p> <ul style="list-style-type: none"> d. Remove all external gear and equipment not needed or required for the mission. e. Attach M9 paper to troops and vehicles. f. Cover exposed equipment with plastic or canvas. g. Cover internal area of vehicle for team members who dismount vehicle. <p>* NOTE: In order to limit performance degradation, the unit leader should conduct MOPP analysis to determine the MOPP level appropriate for movement to the reconnaissance start point and to determine when the unit assumes MOPP-4.</p> <p>4. Conduct the chemical reconnaissance.</p>		

TASK STEPS AND PERFORMANCE MEASURES	GO	NO-GO
<p>a. Use proper movement techniques in accordance with mission, equipment, terrain, troops-time and civilian considerations.</p> <p>b. Use chemical agent detection equipment and paper to locate contamination around and within the designated area.</p> <p>c. Maintain 25 to 100 meter intervals spread across the axis of advance, depending on terrain.</p> <p>d. Stop vehicles at selected intervals or in areas with visual indications of a chemical attack to check for contamination.</p> <p>e. Check the area for the following visual indications of chemical contamination:</p> <ul style="list-style-type: none"> (1) Dead/discolored vegetation (2) Discolored soil (3) Unusual liquid droplets (4) Oily film on water (5) Craters caused by bursting munitions (6) Absence of insect life (7) Dead animals/birds <p>f. Submit NBC-4 chemical report of findings to higher headquarters.</p> <p>g. Mark contaminated area in accordance with OPORD or standing operating procedures instructions.</p> <p>* 5. Coordinate the reconnaissance recovery operations.</p> <ul style="list-style-type: none"> a. Check personnel and vehicles for contamination. b. Segregate contaminated personnel and equipment. c. Move to preselected decontamination site if necessary. d. Coordinate for hasty decontamination if necessary. e. Coordinate for deliberate decontamination to include reconstitution if applicable. <p>6. Conducts reconnaissance recovery operations.</p> <ul style="list-style-type: none"> e. Conduct operational decontamination (if necessary). <p>7. Move to a designated location or return to higher headquarters for debriefing.</p>		

TASK PERFORMANCE / EVALUATION SUMMARY BLOCK							
ITERATION	1M	2M	3M	4M	5M		TOTAL
TOTAL TASK STEPS EVALUATED							
TOTAL TASK STEPS "GO"							
TRAINING STATUS "GO"/"NO-GO"							

“*” indicates a leader task step.

SUPPORTING INDIVIDUAL TASKS

Task Number	Task Title	References
031-503-1013(SL1)	DECONTAMINATE YOURSELF AND INDIVIDUAL EQUIPMENT USING CHEMICAL DECONTAMINATING KITS	STP 21-1-SMCT
031-503-1015(SL1)	PROTECT YOURSELF FROM NBC INJURY/CONTAMINATION WITH THE APPROPRIATE MISSION-ORIENTED PROTECTIVE POSTURE (MOPP) GEAR	STP 21-1-SMCT

SUPPORTING INDIVIDUAL TASKS

Task Number	Task Title	References
031-503-1019(SL1)	REACT TO CHEMICAL OR BIOLOGICAL HAZARD OR ATTACK	STP 21-1-SMCT
031-503-1023(SL2)	PROTECT YOURSELF FROM NBC INJURY/CONTAMINATION WHEN CHANGING MISSION-ORIENTED PROTECTIVE POSTURE (MOPP) GEAR	STP 21-24-SMCT
031-503-1035(SL1)	PROTECT YOURSELF FROM CHEMICAL/BIOLOGICAL CONTAMINATION USING YOUR ASSIGNED PROTECTIVE MASK	STP 21-1-SMCT
031-503-1036(SL1)	MAINTAIN YOUR ASSIGNED PROTECTIVE MASK	STP 21-1-SMCT
031-503-1037(SL1)	DETECT CHEMICAL AGENTS USING M8 OR M9 DETECTOR PAPER	STP 21-1-SMCT
031-503-2001(SL2)	IDENTIFY CHEMICAL AGENTS USING M256-SERIES CHEMICAL AGENT DETECTOR KIT	STP 21-24-SMCT
031-503-3002(SL2)	CONDUCT UNMASKING PROCEDURES	STP 21-24-SMCT
031-503-3004(SL2)	SUPERVISE THE CROSSING OF A CONTAMINATED AREA	STP 21-24-SMCT
031-503-3008(SL2)	IMPLEMENT MISSION-ORIENTED PROTECTIVE POSTURE	STP 21-24-SMCT
031-503-3010(SL2)	SUPERVISE EMPLOYMENT OF NUCLEAR, BIOLOGICAL, OR CHEMICAL MARKERS	STP 21-24-SMCT
031-506-1053(SL2)	REPORT NBC INFORMATION USING NBC 4 REPORT	STP 21-24-SMCT
071-326-0503(SL1)	Move Over, Through, or Around Obstacles (Except Minefields)	STP 21-1-SMCT
850-001-2000(SL2)	Employ Accident Prevention Measures and Risk Mgt Process	STP 21-24-SMCT
850-001-3001(SL3)	Control Mission Safety Hazard	STP 21-24-SMCT
850-001-4001(SL4)	Integrate Risk Mgt Into Platoon	STP 21-24-SMCT

SUPPORTING COLLECTIVE TASKS: NONE**OPFOR TASKS AND STANDARDS**

TASK: Conduct Electronic Warfare (34-OPFOR-1012)

CONDITION: OPFOR employs collection and direction finding assets (ground and air), to monitor and locate enemy forces.

STANDARD: The positions of enemy command, intelligence, and logistics units were located. The locations of the positions were forwarded to OPFOR headquarters. Jamming signals were used against enemy radio receivers. Enemy radio nets were monitored and all information of intelligence value was reported to OPFOR HQ.

TASK: Conduct Aerial Reconnaissance (34-OPFOR-1007)

CONDITION: OPFOR HQ requires intelligence on the location and identification of enemy elements. Aircraft is dispatched to take photographs and conduct a visual inspection of enemy area.

STANDARD: Located and photographed enemy positions in assigned sectors, to include: support and storage bases and command and control facilities. Visual checks were conducted when possible. The enemy was not engaged. Priority Intelligence Requests and other Information Requirements were reported to OPFOR HQ.

TASK: Conduct Hasty Ambush (34-OPFOR-1003)

CONDITION: OPFOR element is moving in a concealed area when an enemy element is reported moving along an adjacent route.

STANDARD: The ambush site was prepared before the arrival of enemy element. The enemy force was surprised and casualties were inflicted within the designated kill zone. Delayed enemy march element from reaching its specified destination. Withdrew, on order, within two minutes of ambush initiation. Reported results of mission to headquarters.

TASK: Conduct Deliberate Ambush (34-OPFOR-1004)

CONDITION: OPFOR element is operating along an enemy major supply route. Intelligence has reported an enemy convoy approaching the element. Headquarters has ordered complete destruction of the march element. The march element is approximately fifteen minutes from the ambush point. OPFOR element possesses automatic weapons, anti-armor weapons, and command detonated mines.

STANDARD: Prepared ambush site before arrival of enemy convoy. Surprised enemy forces. Forced enemy march element to halt in kill zone. Killed, wounded, or captured enemy personnel and destroyed all vehicles and equipment. Consolidated and withdrew from the area on order. Results of the mission were reported to headquarters.

TASK: Conduct Air Attacks (34-OPFOR-1006)

CONDITION: OPFOR elements in the rear area have forwarded the coordinates of enemy facilities/elements. OPFOR aircraft have been dispatched to attack enemy installations or convoys.

STANDARD: Support sites, command and control facilities, and/or convoys were located. Attack runs on designated targets were conducted. Enemy equipment, supplies, and vehicles were destroyed and enemy personnel were killed.

TASK: Conduct Sniper Operations (34-OPFOR-1005)

CONDITION: OPFOR element has received a sniper mission from headquarters. Snipers are assigned missions in the enemy rear area along major supply routes and near support sites.

STANDARD: Infiltrated enemy area of operations and set up a well concealed location. Vehicle drivers or personnel on foot were engaged with short bursts of semiautomatic fire. Selected targets were killed or wounded. Prevented position from being discovered and evacuated the area without being detected. Results of the operation were reported to OPFOR headquarters.

TASK: Conduct Raid (34-OPFOR-1009)

CONDITION: OPFOR element has occupied an objective rally point and has orders to conduct a raid on a rear area base.

STANDARD: Enemy forces were surprised. Assaulted enemy support base and accomplished assigned tasks. Specified equipment and supplies were destroyed. Decisive engagement was avoided. All personnel were withdrawn from the area within the prescribed time. The collected intelligence data satisfied the Priority Intelligence Requirements.

ELEMENTS: COMPANY
 ACE HEADQUARTERS
 COMPANY HEADQUARTERS
 SVC PLT HQ
 OPS SPT PLT HQ
 COLL & JAM PLT HQ

TASK: Cross a Chemically Contaminated Area (03-3-C226.34-0001)
 (FM 3-3)

ITERATION: 1M 2M 3M 4M 5M (Circle)
COMMANDER/LEADER ASSESSMENT: T P U (Circle)

CONDITIONS: Time and mission dictate a contaminated area cannot be bypassed without unacceptable delay. The platoon has sufficient time to cross and decontaminate itself. Approximate boundary of the contaminated area is known or marked. This task is always performed in MOPP4.

TASK STANDARDS: The platoon crossed a contaminated area without sustaining casualties from a chemical agent.

TASK STEPS AND PERFORMANCE MEASURES	GO	NO-GO
* 1. Select a route. <ul style="list-style-type: none"> a. Use NBC-5 (Chemical) report and/or recon reports to select a route. b. Select route that minimizes exposure consistent with the mission. c. Obtain route clearance and approval. 2. Prepare for crossing the area. <ul style="list-style-type: none"> a. Assume MOPP-4 for crossing the area. b. Ensure all drivers, vehicle commanders, and leaders know route of march and/or have strip maps. c. Button up vehicles (mounted movement). d. Place externally stored equipment inside or cover with available material. e. Attach M9 detector paper to personnel and vehicles to provide warning of contamination. 3. Cross the area. <ul style="list-style-type: none"> a. Avoid low ground, overhanging branches, and brush to the extent allowed by the tactical situation. b. Conduct dismounted movement, if necessary, as rapidly as possible. c. Cross area as quickly and carefully as possible. 4. Exit the contaminated area. <ul style="list-style-type: none"> a. Check for casualties. b. Report casualties (if applicable). c. Conduct necessary decontamination. d. Continue the mission. 		

TASK PERFORMANCE / EVALUATION SUMMARY BLOCK							
ITERATION	1M	2M	3M	4M	5M		TOTAL
TOTAL TASK STEPS EVALUATED							
TOTAL TASK STEPS "GO"							
TRAINING STATUS "GO"/"NO-GO"							

"*" indicates a leader task step.

SUPPORTING INDIVIDUAL TASKS

Task Number	Task Title	References
031-503-1013(SL1)	DECONTAMINATE YOURSELF AND INDIVIDUAL EQUIPMENT USING CHEMICAL DECONTAMINATING KITS	STP 21-1-SMCT
031-503-1015(SL1)	PROTECT YOURSELF FROM NBC INJURY/CONTAMINATION WITH THE APPROPRIATE MISSION-ORIENTED PROTECTIVE POSTURE (MOPP) GEAR	STP 21-1-SMCT
031-503-1019(SL1)	REACT TO CHEMICAL OR BIOLOGICAL HAZARD OR ATTACK	STP 21-1-SMCT
031-503-1023(SL2)	PROTECT YOURSELF FROM NBC INJURY/CONTAMINATION WHEN CHANGING MISSION-ORIENTED PROTECTIVE POSTURE (MOPP) GEAR	STP 21-24-SMCT
031-503-1035(SL1)	PROTECT YOURSELF FROM CHEMICAL/BIOLOGICAL CONTAMINATION USING YOUR ASSIGNED PROTECTIVE MASK	STP 21-1-SMCT
031-503-1036(SL1)	MAINTAIN YOUR ASSIGNED PROTECTIVE MASK	STP 21-1-SMCT
031-503-1037(SL1)	DETECT CHEMICAL AGENTS USING M8 OR M9 DETECTOR PAPER	STP 21-1-SMCT
031-503-2001(SL2)	IDENTIFY CHEMICAL AGENTS USING M256-SERIES CHEMICAL AGENT DETECTOR KIT	STP 21-24-SMCT
031-503-3002(SL2)	CONDUCT UNMASKING PROCEDURES	STP 21-24-SMCT
031-503-3004	SUPERVISE THE CROSSING OF A CONTAMINATED AREA	STP 21-24-SMCT
031-503-3004(SL2)	SUPERVISE THE CROSSING OF A CONTAMINATED AREA	STP 21-24-SMCT
031-503-3008(SL2)	IMPLEMENT MISSION-ORIENTED PROTECTIVE POSTURE	STP 21-24-SMCT
031-503-3010(SL2)	SUPERVISE EMPLOYMENT OF NUCLEAR, BIOLOGICAL, OR CHEMICAL MARKERS	STP 21-24-SMCT
031-506-1053(SL2)	REPORT NBC INFORMATION USING NBC 4 REPORT	STP 21-24-SMCT
04-3303.01-0034	Navigate Using a Map and Compass	STP 21-II-MQS STP 21-I-MQS
071-326-0503(SL1)	Move Over, Through, or Around Obstacles (Except Minefields)	STP 21-1-SMCT
071-329-1006(SL1)	Navigate from One Point on the Ground to Another Point While Dismounted	STP 21-1-SMCT
071-329-1030(SL1)	Navigate from One Point on the Ground to Another Point While Mounted	STP 21-1-SMCT

SUPPORTING INDIVIDUAL TASKS

Task Number	Task Title	References
081-831-1000(SL1)	EVALUATE A CASUALTY	STP 21-1-SMCT
081-831-1044(SL1)	PERFORM FIRST AID FOR NERVE AGENT INJURY	STP 21-1-SMCT
081-831-1054(SL2)	EVACUATE CASUALTIES	STP 21-24-SMCT
805C-PAD-2060(SL2)	Report Casualties	STP 21-24-SMCT
850-001-2000(SL2)	Employ Accident Prevention Measures and Risk Mgt Process	STP 21-24-SMCT
850-001-3001(SL3)	Control Mission Safety Hazard	STP 21-24-SMCT
850-001-4001(SL4)	Integrate Risk Mgt Into Platoon	STP 21-24-SMCT

SUPPORTING COLLECTIVE TASKS: NONE**OPFOR TASKS AND STANDARDS**

TASK: Disrupt Enemy Movement and Operations Using Persistent and Non-Persistent Chemical Weapons (34-OPFOR-1001)

CONDITION: Conventional artillery weapons or aircraft are available to deliver chemical weapons. Routes and key bases in the rear area have been selected.

STANDARD: Chemical agents were delivered into targeted areas. The movement of enemy supplies and equipment to forward areas was delayed by disrupting command and control systems. Enemy movement was successfully channeled into predesignated ambush areas. Enemy supplies and equipment were contaminated. A high rate of casualties were inflicted on enemy forces.

TASK: Conduct Aerial Reconnaissance (34-OPFOR-1007)

CONDITION: OPFOR HQ requires intelligence on the location and identification of enemy elements. Aircraft is dispatched to take photographs and conduct a visual inspection of enemy area.

STANDARD: Located and photographed enemy positions in assigned sectors, to include: support and storage bases and command and control facilities. Visual checks were conducted when possible. The enemy was not engaged. Priority Intelligence Requests and other Information Requirements were reported to OPFOR HQ.

TASK: Conduct Hasty Ambush (34-OPFOR-1003)

CONDITION: OPFOR element is moving in a concealed area when an enemy element is reported moving along an adjacent route.

STANDARD: The ambush site was prepared before the arrival of enemy element. The enemy force was surprised and casualties were inflicted within the designated kill zone. Delayed enemy march element from reaching its specified destination. Withdrew, on order, within two minutes of ambush initiation. Reported results of mission to headquarters.

TASK: Conduct Deliberate Ambush (34-OPFOR-1004)

CONDITION: OPFOR element is operating along an enemy major supply route. Intelligence has reported an enemy convoy approaching the element. Headquarters has ordered complete destruction of the march element. The march element is approximately fifteen minutes from the ambush point. OPFOR element possesses automatic weapons, anti-armor weapons, and command detonated mines.

STANDARD: Prepared ambush site before arrival of enemy convoy. Surprised enemy forces. Forced enemy march element to halt in kill zone. Killed, wounded, or captured enemy personnel and destroyed all vehicles and equipment. Consolidated and withdrew from the area on order. Results of the mission were reported to headquarters.

TASK: Conduct Air Attacks (34-OPFOR-1006)

CONDITION: OPFOR elements in the rear area have forwarded the coordinates of enemy facilities/elements. OPFOR aircraft have been dispatched to attack enemy installations or convoys.

STANDARD: Support sites, command and control facilities, and/or convoys were located. Attack runs on designated targets were conducted. Enemy equipment, supplies, and vehicles were destroyed and enemy personnel were killed.

TASK: Conduct Sniper Operations (34-OPFOR-1005)

CONDITION: OPFOR element has received a sniper mission from headquarters. Snipers are assigned missions in the enemy rear area along major supply routes and near support sites.

STANDARD: Infiltrated enemy area of operations and set up a well concealed location. Vehicle drivers or personnel on foot were engaged with short bursts of semiautomatic fire. Selected targets were killed or wounded. Prevented position from being discovered and evacuated the area without being detected. Results of the operation were reported to OPFOR headquarters.

ELEMENTS: COMPANY HEADQUARTERS
 SVC PLT HQ
 COLL & JAM PLT HQ
 OPS SPT PLT HQ
 ACE HEADQUARTERS
 COMPANY

TASK: Camouflage Vehicles and Equipment (05-2-C301.34-0001)
 (FM 20-3)

ITERATION: 1 2 3 4 5 M (Circle)
COMMANDER/LEADER ASSESSMENT: T P U (Circle)

CONDITIONS: The enemy has air and ground surveillance capability, to include infrared sensors. Camouflage resources are available. Some iterations of this task should be performed in MOPP4.

TASK STANDARDS: Vehicles, equipment, and individual fighting positions were camouflaged so they could not be detected. The element's location or identity could not be determined through aerial photographs or ground surveillance radar.

TASK STEPS AND PERFORMANCE MEASURES	GO	NO-GO
<p>* 1. Select concealed vehicle positions and traffic routes.</p> <ul style="list-style-type: none"> a. Ensure vehicle operators: use concealed routes whenever possible; follow and parallel hedges, woods, fences, cultivated fields, and other natural terrain features. b. Ensure vehicle's track signature continues past the park location to another logical spot. <p>2. Maneuver vehicles along concealed routes.</p> <ul style="list-style-type: none"> a. Use existing tracks. b. Avoid movement near terrain features (such as hilltops and road intersections) that may be used as reference point by enemy ground and aerial fires. c. Obliterate vehicle tracks where they turn to conceal vehicle positions. <p>3. Conceal vehicles and equipment.</p> <ul style="list-style-type: none"> a. Position vehicles under natural cover or in shadows. b. Position vehicles so the shape blends with surroundings. c. Use natural materials to break up and combine with a shape or shadow. d. Blend natural materials with the surrounding area. e. Replace cut vegetation when it withers or changes color. f. Use nets to create shadows. g. Use camouflage screening systems to enhance natural materials. h. Keep heat source (generators, engines, and mess area) under screening systems, even when using natural concealment. i. Cover shiny object such as windshields, headlights, cab windows, and wet vehicle bodies. j. Dig in (if in desert or open terrain) when the situation permits. k. Conceal vehicle track signatures in snow covered terrain. l. Disguise vehicle track equipment to change appearance or to resemble something of lesser or greater threat to the enemy. <p>* 4. Enforce camouflage discipline.</p>		

TASK STEPS AND PERFORMANCE MEASURES	GO	NO-GO
a. Ensure the unit's activities do not change the area's appearance or reveals the presence of military equipment. b. Enforce measures to maintain blackout conditions at night. c. Ensure measures are taken to eliminate/reduce noise by muffling or masking with terrain, defilading positions, or shields. d. Ensure the prompt and complete police of debris or spoil from the area. * 5. Know when opposing force surveillance is overhead. a. Receive information from higher headquarters. b. Disseminate information to subordinates. c. Incorporate information into the tactical plan.		

TASK PERFORMANCE / EVALUATION SUMMARY BLOCK							
ITERATION	1	2	3	4	5	M	TOTAL
TOTAL TASK STEPS EVALUATED							
TOTAL TASK STEPS "GO"							
TRAINING STATUS "GO"/"NO-GO"							

“*” indicates a leader task step.

SUPPORTING INDIVIDUAL TASKS

Task Number	Task Title	References
052-191-1361(SL1)	CAMOUFLAGE YOURSELF AND YOUR INDIVIDUAL EQUIPMENT	STP 21-1-SMCT
052-191-1362(SL1)	CAMOUFLAGE EQUIPMENT	STP 21-1-SMCT
071-331-0815(SL1)	Practice Noise, Light, and Litter Discipline	STP 21-1-SMCT
301-371-1050(SL1)	IMPLEMENT OPERATIONS SECURITY (OPSEC) MEASURES	STP 21-1-SMCT
850-001-2000(SL2)	Employ Accident Prevention Measures and Risk Mgt Process	STP 21-24-SMCT
850-001-3001(SL3)	Control Mission Safety Hazard	STP 21-24-SMCT
850-001-4001(SL4)	Integrate Risk Mgt Into Platoon	STP 21-24-SMCT

SUPPORTING COLLECTIVE TASKS: NONE

OPFOR TASKS AND STANDARDS

TASK: Conduct Aerial Reconnaissance (34-OPFOR-1007)

CONDITION: OPFOR HQ requires intelligence on the location and identification of enemy elements. Aircraft is dispatched to take photographs and conduct a visual inspection of enemy area.

STANDARD: Located and photographed enemy positions in assigned sectors, to include: support and storage bases and command and control facilities. Visual checks were conducted when possible. The enemy was not engaged. Priority Intelligence Requests and other Information Requirements were reported to OPFOR HQ.

TASK: Gather Intelligence (34-OPFOR-1008)

CONDITION: OPFOR elements, operating in the rear area, are planning attacks on enemy bases. Information is needed before plans are finalized.

STANDARD: All Priority Intelligence Requests and other intelligence requirements were identified. Passed through any outpost, defensive wire, or warning device undetected. Moved to an observation point that offered cover and concealment and was close enough to gather required information. Gathered data, which answered intelligence requirements. Withdrew from area undetected. All information of value was reported to OPFOR headquarters.

TASK: Conduct Electronic Warfare (34-OPFOR-1012)

CONDITION: OPFOR employs collection and direction finding assets (ground and air), to monitor and locate enemy forces.

STANDARD: The positions of enemy command, intelligence, and logistics units were located. The locations of the positions were forwarded to OPFOR headquarters. Jamming signals were used against enemy radio receivers. Enemy radio nets were monitored and all information of intelligence value was reported to OPFOR HQ.

TASK: Disrupt Enemy Movement and Operations Using Tactical Nuclear Weapons (34-OPFOR-1002)

CONDITION: Orders have been received to use tactical nuclear weapons in the enemy's rear. Key locations have been identified.

STANDARD: Tactical nuclear missiles were delivered on target. Movement of equipment and supplies was disrupted or delayed to forward areas. Enemy equipment and supplies were destroyed. A high rate of nuclear casualties was inflicted among enemy troops.

TASK: Counter Passage of Lines (34-OPFOR-1016)

CONDITION: Friendly units are in defense positions but are expected to attempt a passage of lines. Friendly forces have close air support and NBC capabilities. The OPFOR element receives orders to disrupt the friendly passage of lines.

STANDARD: The friendly force passage of lines was delayed by the OPFOR element for a minimum of two hours.

TASK: Conduct Hasty Ambush (34-OPFOR-1003)

CONDITION: OPFOR element is moving in a concealed area when an enemy element is reported moving along an adjacent route.

STANDARD: The ambush site was prepared before the arrival of enemy element. The enemy force was surprised and casualties were inflicted within the designated kill zone. Delayed enemy march element from reaching its specified destination. Withdrew, on order, within two minutes of ambush initiation. Reported results of mission to headquarters.

TASK: Disrupt Enemy Movement and Operations Using Persistent and Non-Persistent Chemical Weapons (34-OPFOR-1001)

CONDITION: Conventional artillery weapons or aircraft are available to deliver chemical weapons. Routes and key bases in the rear area have been selected.

STANDARD: Chemical agents were delivered into targeted areas. The movement of enemy supplies and equipment to forward areas was delayed by disrupting command and control systems. Enemy movement was successfully channeled into predesignated ambush areas. Enemy supplies and equipment were contaminated. A high rate of casualties were inflicted on enemy forces.

TASK: Maintain Contact (34-OPFOR-1011)

CONDITION: OPFOR element is tactically engaged with enemy base defense forces. Enemy forces are withdrawing under pressure.

STANDARD: The enemy forces were engaged decisively. As the enemy withdrew, the unit or force advanced maintaining contact.

TASK: Conduct Air Attacks (34-OPFOR-1006)

CONDITION: OPFOR elements in the rear area have forwarded the coordinates of enemy facilities/elements. OPFOR aircraft have been dispatched to attack enemy installations or convoys.

STANDARD: Support sites, command and control facilities, and/or convoys were located. Attack runs on designated targets were conducted. Enemy equipment, supplies, and vehicles were destroyed and enemy personnel were killed.

TASK: Conduct Sniper Operations (34-OPFOR-1005)

CONDITION: OPFOR element has received a sniper mission from headquarters. Snipers are assigned missions in the enemy rear area along major supply routes and near support sites.

STANDARD: Infiltrated enemy area of operations and set up a well concealed location. Vehicle drivers or personnel on foot were engaged with short bursts of semiautomatic fire. Selected targets were killed or wounded. Prevented position from being discovered and evacuated the area without being detected. Results of the operation were reported to OPFOR headquarters.

TASK: Attack (34-OPFOR-1010)

CONDITION: Enemy rear area support base has been located. PIR's and other intelligence requirements have been obtained by OPFOR patrols. Element has automatic and anti-armor weapons, and light mortars. Element is approximately the size of two platoons.

STANDARD: An attack plan was developed. An attack was initiated using a scheme of maneuver that exploited enemy flanks, gaps, and weaknesses. Covered and concealed routes were used to approach enemy areas. Employed indirect fire to support attack. Penetrated enemy defenses. Destroyed equipment and supplies, inflicted casualties, isolated the support base, and blocked reinforcements. The enemy unit was forced to displace.

TASK: Conduct Raid (34-OPFOR-1009)

CONDITION: OPFOR element has occupied an objective rally point and has orders to conduct a raid on a rear area base.

STANDARD: Enemy forces were surprised. Assaulted enemy support base and accomplished assigned tasks. Specified equipment and supplies were destroyed. Decisive engagement was avoided. All personnel were withdrawn from the area within the prescribed time. The collected intelligence data satisfied the Priority Intelligence Requirements.

ELEMENTS: COMPANY
 ACE HEADQUARTERS
 COMPANY HEADQUARTERS
 SVC PLT HQ
 COLL & JAM PLT HQ
 OPS SPT PLT HQ

TASK: Disable Critical Equipment/Material (05-3-0210.34-0001)
 (GTA 5-2-XX-10)

ITERATION: 1 2 3 4 5 M (Circle)
COMMANDER/LEADER ASSESSMENT: T P U (Circle)

CONDITIONS: An enemy assault threatens the platoon position. The platoon leader is ordered to evacuate the position and disable those items the platoon cannot haul or move. Some iterations of this task should be performed in MOPP4.

TASK STANDARDS: The platoon disabled all critical items that could not be hauled or moved and evacuated the position.

TASK STEPS AND PERFORMANCE MEASURES	GO	NO-GO
<ul style="list-style-type: none"> * 1. Prioritize equipment to disable. <ul style="list-style-type: none"> a. Use information in the unit standing operating procedures for guidance on disabling equipment. b. Identify critical equipment as communication (radios and keying material), transportation assets (tracked/wheeled vehicles) and intelligence and electronic warfare equipment. c. Prioritize disabling of the equipment based on its value to the enemy. * 2. Determine the best method for disabling tracked and wheeled vehicles and direct unit members to: <ul style="list-style-type: none"> a. Smash vital elements, such as the gearbox, starter battery, engine block, transmission, instrument panel, and any communications equipment. b. Drain the hydraulic system and cut hoses. c. Use a bayonet or other cutting tool to slash all tires. d. Drain the oil, and run the engine until it seizes. e. Use explosives to disable transportation assets (such as tracked/wheeled vehicles and trailers). * 3. Determine the best available method for disabling communication and intelligence and electronic warfare equipment. 4. Disable critical equipment during the evacuation IAW the platoon leader's plan. <ul style="list-style-type: none"> a. Smash vital elements using an ax, pick, sledgehammer, or any heavy implement. Smash all dials, knobs, and gauges, and demolish all antennas. b. Use explosives (if available) to disable communication equipment. * 5. Submit status reports to the company IAW the unit standing operating procedures. 		

TASK PERFORMANCE / EVALUATION SUMMARY BLOCK							
ITERATION	1	2	3	4	5	M	TOTAL
TOTAL TASK STEPS EVALUATED							
TOTAL TASK STEPS "GO"							
TRAINING STATUS "GO"/"NO-GO"							

"*" indicates a leader task step.

SUPPORTING INDIVIDUAL TASKS

Task Number	Task Title	References
301-371-1050(SL1)	IMPLEMENT OPERATIONS SECURITY (OPSEC) MEASURES	STP 21-1-SMCT
301-371-1052(SL1)	PROTECT CLASSIFIED INFORMATION AND MATERIAL	STP 21-1-SMCT
805C-PAD-3591(SL3)	Protect Classified Information and Materials	STP 21-24-SMCT
850-001-2000(SL2)	Employ Accident Prevention Measures and Risk Mgt Process	STP 21-24-SMCT
850-001-3001(SL3)	Control Mission Safety Hazard	STP 21-24-SMCT
850-001-4001(SL4)	Integrate Risk Mgt Into Platoon	STP 21-24-SMCT

SUPPORTING COLLECTIVE TASKS: NONE

OPFOR TASKS AND STANDARDS

TASK: Maintain Contact (34-OPFOR-1011)

CONDITION: OPFOR element is tactically engaged with enemy base defense forces. Enemy forces are withdrawing under pressure.

STANDARD: The enemy forces were engaged decisively. As the enemy withdrew, the unit or force advanced maintaining contact.

TASK: Disrupt Enemy Movement and Operations Using Persistent and Non-Persistent Chemical Weapons (34-OPFOR-1001)

CONDITION: Conventional artillery weapons or aircraft are available to deliver chemical weapons. Routes and key bases in the rear area have been selected.

STANDARD: Chemical agents were delivered into targeted areas. The movement of enemy supplies and equipment to forward areas was delayed by disrupting command and control systems. Enemy movement was successfully channeled into predesignated ambush areas. Enemy supplies and equipment were contaminated. A high rate of casualties were inflicted on enemy forces.

TASK: Conduct Raid (34-OPFOR-1009)

CONDITION: OPFOR element has occupied an objective rally point and has orders to conduct a raid on a rear area base.

STANDARD: Enemy forces were surprised. Assaulted enemy support base and accomplished assigned tasks. Specified equipment and supplies were destroyed. Decisive engagement was avoided. All personnel were withdrawn from the area within the prescribed time. The collected intelligence data satisfied the Priority Intelligence Requirements.

- ELEMENTS:** COMPANY
 ACE HEADQUARTERS
 COMPANY HEADQUARTERS
 SVC PLT HQ
 COLL & JAM PLT HQ
 OPS SPT PLT HQ

TASK: Construct Wire Entanglements (05-3-0301.34-0001)
 (5660-00-921-5561) (FM 5-100) (FM 5-102)
 (FM 5-34)

ITERATION: 1 2 3 4 5 M (Circle)

COMMANDER/LEADER ASSESSMENT: T P U (Circle)

CONDITIONS: The commander orders the construction of wire entanglements to enhance the terrain in support of the defensive scheme. The squad has wire obstacle materials available. Some iterations of this task should be performed in MOPP4.

TASK STANDARDS: The obstacles blocked, channelized, or delayed the enemy and forced it to change its scheme of maneuver, In Accordance With (IAW) the maneuver commander's intent. The time required to perform this task is increased when conducting it in mission oriented protective posture-4 (MOPP-4).

TASK STEPS AND PERFORMANCE MEASURES	GO	NO-GO
<p>* 1. Prepare to construct a wire entanglement. Reconnoiter the site to consider needed security, potential action on contact, and the accessibility of materials. Organize the work party.</p> <p>* 2. Site the obstacle between existing or reinforcing obstacles to prevent bypass. The obstacle is covered by direct or indirect fire, out of grenade range (40 to 100 meters) from friendly positions, irregular in shape, and denies cover to breaching enemy forces.</p> <p>3. Construct triple standard concertina.</p> <p style="margin-left: 20px;">a. Work from the enemy to friendly side.</p> <p style="margin-left: 20px;">b. Space pickets at 3.8 meter (five pace) intervals (stagger rear row).</p> <p>NOTE: one meter = 1.3 paces.</p> <p style="margin-left: 20px;">c. Secure the bottom concertina rolls with horizontal wire.</p> <p style="margin-left: 20px;">d. Anchor the end pickets 1.5 meters (two paces) from end.</p> <p style="margin-left: 20px;">e. Secure the top concertina roll with wire at 3.8 meter (five pace) intervals.</p> <p style="margin-left: 20px;">f. Complete within the time standard of: one squad-hour per 100 meters in daylight; two squad-hours per 100 meters during darkness.</p> <p>4. Construct a knife rest.</p> <p style="margin-left: 20px;">a. Prepare a knife rest three to five meters in length.</p> <p style="margin-left: 20px;">b. Secure the knife rest to the ground (three to five meters between cross members, a minimum of one meter in height, and tightly lashed together).</p> <p style="margin-left: 20px;">c. Complete within the time standard of: one squad-hour per knife rest for daytime; two squad-hours per knife rest during darkness.</p> <p>5. Construct a double-apron.</p> <p style="margin-left: 20px;">a. Lay the fence center line.</p> <p style="margin-left: 20px;">b. Space long pickets at 3.0 meter (four pace) intervals.</p>		

TASK STEPS AND PERFORMANCE MEASURES	GO	NO-GO
c. Space anchor pickets at 1.5 meters (two paces) each way from the center line and midway between long pickets. d. Install all wires (12) working from the enemy side to friendly side. e. Tie wire (as a minimum at the beginning and end of each roll). f. Complete within the time standard of: three squad hours per 100 meters for daytime; 4.5 squad hours per 100 meters during darkness. 6. Construct a concertina roadblock. a. Space pickets at 3.8 meter (five pace) intervals. b. Place concertina wire on pickets. c. Anchor horizontal wires to anchor stakes 1.5 meters (two paces) from each end of the concertina wire. d. Ensure the obstacle is no less than 10 meters deep. e. Complete within the time standard of: for every entanglement 15 meters wide and 10 meters deep, allow one squad-hour during daytime and two squad-hours during darkness. * 7. Submit intermediate status and completion reports to higher headquarters.		

TASK PERFORMANCE / EVALUATION SUMMARY BLOCK							
ITERATION	1	2	3	4	5	M	TOTAL
TOTAL TASK STEPS EVALUATED							
TOTAL TASK STEPS "GO"							
TRAINING STATUS "GO"/"NO-GO"							

"*" indicates a leader task step.

SUPPORTING INDIVIDUAL TASKS

Task Number	Task Title	References
01-1940.00-1001	Supervise Construction of Obstacles	STP 21-II-MQS STP 21-I-MQS
052-195-3066(SL3)	DIRECT CONSTRUCTION OF NONEXPLOSIVE OBSTACLES	STP 21-24-SMCT
159-200-2020(SL4)	Integrate threat capabilities into mission planning.	STP 21-24-SMCT
850-001-2000(SL2)	Employ Accident Prevention Measures and Risk Mgt Process	STP 21-24-SMCT
850-001-3001(SL3)	Control Mission Safety Hazard	STP 21-24-SMCT
850-001-4001(SL4)	Integrate Risk Mgt Into Platoon	STP 21-24-SMCT

SUPPORTING COLLECTIVE TASKS: NONE

OPFOR TASKS AND STANDARDS

TASK: Gather Intelligence (34-OPFOR-1008)

CONDITION: OPFOR elements, operating in the rear area, are planning attacks on enemy bases. Information is needed before plans are finalized.

STANDARD: All Priority Intelligence Requests and other intelligence requirements were identified. Passed through any outpost, defensive wire, or warning device undetected. Moved to an observation point that offered cover and concealment and was close enough to gather required information. Gathered data, which answered intelligence requirements. Withdrew from area undetected. All information of value was reported to OPFOR headquarters.

TASK: Disrupt Enemy Movement and Operations Using Tactical Nuclear Weapons (34-OPFOR-1002)

CONDITION: Orders have been received to use tactical nuclear weapons in the enemy's rear. Key locations have been identified.

STANDARD: Tactical nuclear missiles were delivered on target. Movement of equipment and supplies was disrupted or delayed to forward areas. Enemy equipment and supplies were destroyed. A high rate of nuclear casualties was inflicted among enemy troops.

TASK: Conduct Aerial Reconnaissance (34-OPFOR-1007)

CONDITION: OPFOR HQ requires intelligence on the location and identification of enemy elements. Aircraft is dispatched to take photographs and conduct a visual inspection of enemy area.

STANDARD: Located and photographed enemy positions in assigned sectors, to include: support and storage bases and command and control facilities. Visual checks were conducted when possible. The enemy was not engaged. Priority Intelligence Requests and other Information Requirements were reported to OPFOR HQ.

TASK: Conduct Hasty Ambush (34-OPFOR-1003)

CONDITION: OPFOR element is moving in a concealed area when an enemy element is reported moving along an adjacent route.

STANDARD: The ambush site was prepared before the arrival of enemy element. The enemy force was surprised and casualties were inflicted within the designated kill zone. Delayed enemy march element from reaching its specified destination. Withdrew, on order, within two minutes of ambush initiation. Reported results of mission to headquarters.

TASK: Breach an Obstacle (34-OPFOR-1015)

CONDITION: OPFOR lead element encounters an obstacle blocking its avenue of approach as it advances toward friendly forces.

STANDARD: OPFOR lead element breached the obstacle before the OPFOR main body reached the site.

TASK: Disrupt Enemy Movement and Operations Using Persistent and Non-Persistent Chemical Weapons (34-OPFOR-1001)

CONDITION: Conventional artillery weapons or aircraft are available to deliver chemical weapons. Routes and key bases in the rear area have been selected.

STANDARD: Chemical agents were delivered into targeted areas. The movement of enemy supplies and equipment to forward areas was delayed by disrupting command and control systems. Enemy movement was successfully channeled into predesignated ambush areas. Enemy supplies and equipment were contaminated. A high rate of casualties were inflicted on enemy forces.

TASK: Conduct Air Attacks (34-OPFOR-1006)

CONDITION: OPFOR elements in the rear area have forwarded the coordinates of enemy facilities/elements. OPFOR aircraft have been dispatched to attack enemy installations or convoys.

STANDARD: Support sites, command and control facilities, and/or convoys were located. Attack runs on designated targets were conducted. Enemy equipment, supplies, and vehicles were destroyed and enemy personnel were killed.

TASK: Conduct Sniper Operations (34-OPFOR-1005)

CONDITION: OPFOR element has received a sniper mission from headquarters. Snipers are assigned missions in the enemy rear area along major supply routes and near support sites.

STANDARD: Infiltrated enemy area of operations and set up a well concealed location. Vehicle drivers or personnel on foot were engaged with short bursts of semiautomatic fire. Selected targets were killed or wounded. Prevented position from being discovered and evacuated the area without being detected. Results of the operation were reported to OPFOR headquarters.

TASK: Conduct Raid (34-OPFOR-1009)

CONDITION: OPFOR element has occupied an objective rally point and has orders to conduct a raid on a rear area base.

STANDARD: Enemy forces were surprised. Assaulted enemy support base and accomplished assigned tasks. Specified equipment and supplies were destroyed. Decisive engagement was avoided. All personnel were withdrawn from the area within the prescribed time. The collected intelligence data satisfied the Priority Intelligence Requirements.

- ELEMENTS:** COMPANY
 ACE HEADQUARTERS
 COMPANY HEADQUARTERS
 SVC PLT HQ
 COLL & JAM PLT HQ
 OPS SPT PLT HQ

TASK: Construct a Protective Obstacle (05-3-C230.34-0001)
 (FM 5-102) (FM 17-15) (FM 5-100)
 (FM 5-34)

ITERATION: 1 2 3 4 5 M (Circle)

COMMANDER/LEADER ASSESSMENT: T P U (Circle)

CONDITIONS: The platoon is conducting defensive or assembly area operations in a tactical environment and is stationary. There is a need to construct a protective obstacle across or along a probable threat avenue of approach. The company commander has authorized the construction of the obstacle. Sufficient time, manpower, and materials are available. Threat contact is not expected until after the "Defend No Later Than" time specified in the operations order or operations plan. Some iterations of this task should be performed in MOPP4.

TASK STANDARDS: The obstacle delayed, stopped, or channeled the enemy advance on the chosen avenue of approach. The time required to prepare is increased when conducting this task in mission oriented protective posture-4 (MOPP-4).

TASK STEPS AND PERFORMANCE MEASURES	GO	NO-GO
<ul style="list-style-type: none"> * 1. Determine the location for the proposed obstacle. <ul style="list-style-type: none"> a. Conduct a reconnaissance to determine the most effective location for the obstacle. b. Base the decision on siting the obstacle on likely threat avenues of approach. c. Ensure the proposed location can be continuously over watched by elements of the platoon. d. Ensure the proposed obstacle site ties into existing obstacles. e. Identify the type of obstacle to accomplish the commander's intent from the categories of: demolition, constructed, land mines, contamination, or expedient. * 2. Coordinate construction of the obstacle. <ul style="list-style-type: none"> a. Ensure obstacle complements other defensive measures. b. Ensure obstacle will not hamper the platoon or company's scheme of maneuver. c. Report initiation of obstacle construction. d. Report completion of the obstacle. 3. Emplace the obstacle. <ul style="list-style-type: none"> a. Emplace the obstacle to the specifications and location directed by the platoon leader. b. Continue work until the obstacle achieves the desired intent against the type of threat expected along the avenue. 4. Continuously over watch the obstacle. <ul style="list-style-type: none"> a. Detect and deny OPFOR attempts to recon the obstacle. b. Detect OPFOR attempts to breach the obstacle. 		

TASK STEPS AND PERFORMANCE MEASURES	GO	NO-GO
c. Deny OPFOR breach of obstacle by the use of effective fire.		

TASK PERFORMANCE / EVALUATION SUMMARY BLOCK							
ITERATION	1	2	3	4	5	M	TOTAL
TOTAL TASK STEPS EVALUATED							
TOTAL TASK STEPS "GO"							
TRAINING STATUS "GO"/"NO-GO"							

"*" indicates a leader task step.

SUPPORTING INDIVIDUAL TASKS

Task Number	Task Title	References
01-1940.00-1001	Supervise Construction of Obstacles	STP 21-II-MQS STP 21-I-MQS
052-195-3066(SL3)	DIRECT CONSTRUCTION OF NONEXPLOSIVE OBSTACLES	STP 21-24-SMCT
071-008-0007(SL1)	Engage Targets with an M16A1 or M16A2 Rifle Using an AN/PAS-13 Series Thermal Sight	STP 21-1-SMCT
071-010-0006(SL1)	Engage Targets with an M249 Machine Gun	STP 21-1-SMCT
071-315-2308(SL1)	Engage Targets with an M16A1 or M16A2 Rifle Using a Night Vision Sight AN/PVS-4	STP 21-1-SMCT
071-325-4425(SL1)	Employ an M18A1 Claymore Mine	STP 21-1-SMCT
071-326-5703(SL1)	Construct Individual Fighting Positions	STP 21-1-SMCT
071-326-5704(SL2)	Supervise Construction of a Fighting Position	STP 21-24-SMCT
071-326-5705(SL2)	Establish an Observation Post	STP 21-24-SMCT
071-331-0804(SL1)	Perform Surveillance Without the Aid of Electronic Devices	STP 21-1-SMCT
071-331-0852	CLEAR A FIELD OF FIRE	STP 21-1-SMCT
071-410-0019(SL3)	Control Organic Fires	STP 21-24-SMCT
071-430-0002(SL2)	Conduct a Defense by a Squad	STP 21-24-SMCT
071-430-0006(SL4)	Conduct a Defense by a Platoon	STP 21-24-SMCT
071-710-0006(SL1)	Plan Use of Night Vision Devices	STP 21-1-SMCT
159-200-2020(SL4)	Integrate threat capabilities into mission planning.	STP 21-24-SMCT
850-001-2000(SL2)	Employ Accident Prevention Measures and Risk Mgt Process	STP 21-24-SMCT
850-001-3001(SL3)	Control Mission Safety Hazard	STP 21-24-SMCT
850-001-4001(SL4)	Integrate Risk Mgt Into Platoon	STP 21-24-SMCT

SUPPORTING COLLECTIVE TASKS: NONE

OPFOR TASKS AND STANDARDS

TASK: Gather Intelligence (34-OPFOR-1008)

CONDITION: OPFOR elements, operating in the rear area, are planning attacks on enemy bases. Information is needed before plans are finalized.

STANDARD: All Priority Intelligence Requests and other intelligence requirements were identified. Passed through any outpost, defensive wire, or warning device undetected. Moved to an observation point that offered cover and concealment and was close enough to gather required information. Gathered data, which answered intelligence requirements. Withdrew from area undetected. All information of value was reported to OPFOR headquarters.

TASK: Disrupt Enemy Movement and Operations Using Tactical Nuclear Weapons (34-OPFOR-1002)

CONDITION: Orders have been received to use tactical nuclear weapons in the enemy's rear. Key locations have been identified.

STANDARD: Tactical nuclear missiles were delivered on target. Movement of equipment and supplies was disrupted or delayed to forward areas. Enemy equipment and supplies were destroyed. A high rate of nuclear casualties was inflicted among enemy troops.

TASK: Conduct Aerial Reconnaissance (34-OPFOR-1007)

CONDITION: OPFOR HQ requires intelligence on the location and identification of enemy elements. Aircraft is dispatched to take photographs and conduct a visual inspection of enemy area.

STANDARD: Located and photographed enemy positions in assigned sectors, to include: support and storage bases and command and control facilities. Visual checks were conducted when possible. The enemy was not engaged. Priority Intelligence Requests and other Information Requirements were reported to OPFOR HQ.

TASK: Conduct Hasty Ambush (34-OPFOR-1003)

CONDITION: OPFOR element is moving in a concealed area when an enemy element is reported moving along an adjacent route.

STANDARD: The ambush site was prepared before the arrival of enemy element. The enemy force was surprised and casualties were inflicted within the designated kill zone. Delayed enemy march element from reaching its specified destination. Withdrew, on order, within two minutes of ambush initiation. Reported results of mission to headquarters.

TASK: Breach an Obstacle (34-OPFOR-1015)

CONDITION: OPFOR lead element encounters an obstacle blocking its avenue of approach as it advances toward friendly forces.

STANDARD: OPFOR lead element breached the obstacle before the OPFOR main body reached the site.

TASK: Disrupt Enemy Movement and Operations Using Persistent and Non-Persistent Chemical Weapons (34-OPFOR-1001)

CONDITION: Conventional artillery weapons or aircraft are available to deliver chemical weapons. Routes and key bases in the rear area have been selected.

STANDARD: Chemical agents were delivered into targeted areas. The movement of enemy supplies and equipment to forward areas was delayed by disrupting command and control systems. Enemy movement was successfully channeled into predesignated ambush areas. Enemy supplies and equipment were contaminated. A high rate of casualties were inflicted on enemy forces.

TASK: Conduct Sniper Operations (34-OPFOR-1005)

CONDITION: OPFOR element has received a sniper mission from headquarters. Snipers are assigned missions in the enemy rear area along major supply routes and near support sites.

STANDARD: Infiltrated enemy area of operations and set up a well concealed location. Vehicle drivers or personnel on foot were engaged with short bursts of semiautomatic fire. Selected targets were killed or wounded. Prevented position from being discovered and evacuated the area without being detected. Results of the operation were reported to OPFOR headquarters.

TASK: Conduct Air Attacks (34-OPFOR-1006)

CONDITION: OPFOR elements in the rear area have forwarded the coordinates of enemy facilities/elements. OPFOR aircraft have been dispatched to attack enemy installations or convoys.

STANDARD: Support sites, command and control facilities, and/or convoys were located. Attack runs on designated targets were conducted. Enemy equipment, supplies, and vehicles were destroyed and enemy personnel were killed.

TASK: Conduct Raid (34-OPFOR-1009)

CONDITION: OPFOR element has occupied an objective rally point and has orders to conduct a raid on a rear area base.

STANDARD: Enemy forces were surprised. Assaulted enemy support base and accomplished assigned tasks. Specified equipment and supplies were destroyed. Decisive engagement was avoided. All personnel were withdrawn from the area within the prescribed time. The collected intelligence data satisfied the Priority Intelligence Requirements.

- ELEMENTS:** COMPANY
 COMPANY HEADQUARTERS
 SVC PLT HQ
 COLL & JAM PLT HQ
 OPS SPT PLT HQ
 ACE HEADQUARTERS

TASK: Prepare Crew Served Weapons Fighting Positions (05-5-0302.34-0001)
 (FM 7-7) (FM 23-67) (FM 7-20)

ITERATION: 1 2 3 4 5 M (Circle)
COMMANDER/LEADER ASSESSMENT: T P U (Circle)

CONDITIONS: The crew must construct a crew-served fighting position using organic equipment. The location of the fighting position is selected. Some iterations of this task should be performed in MOPP4.

TASK STANDARDS: The crew constructed a crew-served weapon fighting position, which provided coverage of the sector of fire and the final protective fire line. It provided protection from direct and indirect fire. The position did not restrict the operational capability of the weapon system. The time required to perform this task is increased when conducting it in mission oriented protective posture-4 (MOPP-4).

TASK STEPS AND PERFORMANCE MEASURES	GO	NO-GO
1. Construct a machine gun position having a primary and secondary sector of fire. Report intermediate status and completion to the squad leader. <ul style="list-style-type: none"> a. Construct the position so the gun fires to the front or oblique (firing across the unit's front) with the oblique being the primary sector of fire. b. Dig the position in an inverted "T" shape with a firing platform in each corner. c. Use the tripod on the side with primary sector of fire and the bipod legs with the secondary sector of fire d. Use earth removed during construction of the position to provide frontal and flank protection if it does not interfere with sectors of fire. It should be high enough to cover both soldiers when operating the weapon. e. Shape the hole so both the gunner and assistant gunner can get to the weapon. f. Reduce the weapon's height by digging the tripod platform down as much as possible yet keep the weapon traversable across the entire sector of fire. g. When there is a three soldier crew for a machine gun, the ammunition bearer digs a one soldier fighting position to the flank. Connect this position to the gun position by a crawl trench. h. Dig the hole to armpit depth and slope the floor outward toward each end of the hole. i. Dig grenade sumps approximately the width and depth of one entrenching tool at both ends of the hole. j. Build an overhead cover over the middle of the position 18 inches thick when possible. k. If time permits, improve the position by adding cover, digging trenches to adjacent positions, and maintaining camouflage. l. Complete the position in seven man-hours without overhead cover, or 12 man-hours with overhead cover. 		

TASK STEPS AND PERFORMANCE MEASURES	GO	NO-GO
2. Construct a machine gun position without a secondary sector of fire. Report intermediate status and completion to the squad leader. <ol style="list-style-type: none"> Dig the position in a "V" shape with the firing position in the apex of the "V". Construct the position following procedures in subtasks 1.d to 1.k. Complete it in six man-hours without overhead cover, or 11 man-hours with overhead cover. 		

TASK PERFORMANCE / EVALUATION SUMMARY BLOCK							
ITERATION	1	2	3	4	5	M	TOTAL
TOTAL TASK STEPS EVALUATED							
TOTAL TASK STEPS "GO"							
TRAINING STATUS "GO"/"NO-GO"							

"**" indicates a leader task step.

SUPPORTING INDIVIDUAL TASKS

Task Number	Task Title	References
052-191-1361(SL1)	CAMOUFLAGE YOURSELF AND YOUR INDIVIDUAL EQUIPMENT	STP 21-1-SMCT
071-022-0015(SL1)	Prepare a Range Card for a Caliber .50 M2 Machine Gun	STP 21-1-SMCT
071-312-3007(SL1)	Prepare a Range Card for an M60 Machine Gun	STP 21-1-SMCT
071-312-4032(SL1)	Prepare a Range Card for an M249 Machine Gun	STP 21-1-SMCT
071-326-5704(SL2)	Supervise Construction of a Fighting Position	STP 21-24-SMCT
071-331-0852	CLEAR A FIELD OF FIRE	STP 21-1-SMCT
071-430-0002(SL2)	Conduct a Defense by a Squad	STP 21-24-SMCT
071-430-0006(SL4)	Conduct a Defense by a Platoon	STP 21-24-SMCT
159-200-2020(SL4)	Integrate threat capabilities into mission planning.	STP 21-24-SMCT
850-001-2000(SL2)	Employ Accident Prevention Measures and Risk Mgt Process	STP 21-24-SMCT
850-001-3001(SL3)	Control Mission Safety Hazard	STP 21-24-SMCT
850-001-4001(SL4)	Integrate Risk Mgt Into Platoon	STP 21-24-SMCT

SUPPORTING COLLECTIVE TASKS: NONE

OPFOR TASKS AND STANDARDS

TASK: Conduct Raid (34-OPFOR-1009)

CONDITION: OPFOR element has occupied an objective rally point and has orders to conduct a raid on a rear area base.

STANDARD: Enemy forces were surprised. Assaulted enemy support base and accomplished assigned tasks. Specified equipment and supplies were destroyed. Decisive engagement was avoided. All personnel were withdrawn from the area within the prescribed time. The collected intelligence data satisfied the Priority Intelligence Requirements.

TASK: Disrupt Friendly Defensive Operations (34-OPFOR-1014)

CONDITION: Friendly forces are establishing local defensive positions and obstacles. OPFOR element receives orders to harass and disrupt these efforts. OPFOR has offensive air support and NBC weapons available.

STANDARD: OPFOR element located and penetrated friendly positions and caused a halt or disruption in work being completed on defenses.

TASK: Disrupt Enemy Movement and Operations Using Tactical Nuclear Weapons (34-OPFOR-1002)

CONDITION: Orders have been received to use tactical nuclear weapons in the enemy's rear. Key locations have been identified.

STANDARD: Tactical nuclear missiles were delivered on target. Movement of equipment and supplies was disrupted or delayed to forward areas. Enemy equipment and supplies were destroyed. A high rate of nuclear casualties was inflicted among enemy troops.

TASK: Conduct Aerial Reconnaissance (34-OPFOR-1007)

CONDITION: OPFOR HQ requires intelligence on the location and identification of enemy elements. Aircraft is dispatched to take photographs and conduct a visual inspection of enemy area.

STANDARD: Located and photographed enemy positions in assigned sectors, to include: support and storage bases and command and control facilities. Visual checks were conducted when possible. The enemy was not engaged. Priority Intelligence Requests and other Information Requirements were reported to OPFOR HQ.

TASK: Conduct Hasty Ambush (34-OPFOR-1003)

CONDITION: OPFOR element is moving in a concealed area when an enemy element is reported moving along an adjacent route.

STANDARD: The ambush site was prepared before the arrival of enemy element. The enemy force was surprised and casualties were inflicted within the designated kill zone. Delayed enemy march element from reaching its specified destination. Withdrew, on order, within two minutes of ambush initiation. Reported results of mission to headquarters.

TASK: Disrupt Enemy Movement and Operations Using Persistent and Non-Persistent Chemical Weapons (34-OPFOR-1001)

CONDITION: Conventional artillery weapons or aircraft are available to deliver chemical weapons. Routes and key bases in the rear area have been selected.

STANDARD: Chemical agents were delivered into targeted areas. The movement of enemy supplies and equipment to forward areas was delayed by disrupting command and control systems. Enemy movement was successfully channeled into predesignated ambush areas. Enemy supplies and equipment were contaminated. A high rate of casualties were inflicted on enemy forces.

TASK: Conduct Sniper Operations (34-OPFOR-1005)

CONDITION: OPFOR element has received a sniper mission from headquarters. Snipers are assigned missions in the enemy rear area along major supply routes and near support sites.

STANDARD: Infiltrated enemy area of operations and set up a well concealed location. Vehicle drivers or personnel on foot were engaged with short bursts of semiautomatic fire. Selected targets were killed or wounded. Prevented position from being discovered and evacuated the area without being detected. Results of the operation were reported to OPFOR headquarters.

TASK: Attack (34-OPFOR-1010)

CONDITION: Enemy rear area support base has been located. PIR's and other intelligence requirements have been obtained by OPFOR patrols. Element has automatic and anti-armor weapons, and light mortars. Element is approximately the size of two platoons.

STANDARD: An attack plan was developed. An attack was initiated using a scheme of maneuver that exploited enemy flanks, gaps, and weaknesses. Covered and concealed routes were used to approach enemy areas. Employed indirect fire to support attack. Penetrated enemy defenses. Destroyed equipment and supplies, inflicted casualties, isolated the support base, and blocked reinforcements. The enemy unit was forced to displace.

TASK: Conduct Air Attacks (34-OPFOR-1006)

CONDITION: OPFOR elements in the rear area have forwarded the coordinates of enemy facilities/elements. OPFOR aircraft have been dispatched to attack enemy installations or convoys.

STANDARD: Support sites, command and control facilities, and/or convoys were located. Attack runs on designated targets were conducted. Enemy equipment, supplies, and vehicles were destroyed and enemy personnel were killed.

ELEMENTS: ACE HEADQUARTERS
 COMPANY HEADQUARTERS
 SVC PLT HQ
 COLL & JAM PLT HQ
 OPS SPT PLT HQ
 COMPANY

TASK: Establish Company Defensive Position (07-2-C314.34-0001)
 (FM 7-10) (FM 7-8)

ITERATION: 1 2 3 4 5 M (Circle)
COMMANDER/LEADER ASSESSMENT: T P U (Circle)

CONDITIONS: The company has received an OPORD/FRAGO (Operations Order/Fragmentary Order) mission requiring the unit to provide its own security and defense. Opposing force elements consisting of a motorized rifle company or airborne equivalent have been active in friendly rear areas. Some iterations of this task should be performed in MOPP4.

TASK STANDARDS: The company completed all preparations for the defense within the time specified by the OPORD. The company was not surprised by the OPFOR, suffered no casualties from friendly fire, and repelled OPFOR attacks. The time required to prepare is increased when conducting this task in MOPP 4.

TASK STEPS AND PERFORMANCE MEASURES	GO	NO-GO
<ul style="list-style-type: none"> * 1. Develop a defensive plan in accordance with the OPORD/FRAGO. <ul style="list-style-type: none"> a. Establish sectors or boundaries for subordinate elements. b. Assign battle positions for company elements. c. Designate primary, alternate, and supplementary positions. d. Designate engagement areas. e. Develop fire support plan including target reference points forward, within, and to the rear of the defensive position. * 2. Conduct reconnaissance with key company leaders. <ul style="list-style-type: none"> a. Establish local security. b. Confirm or modify reconnaissance plan. * 3. Survey terrain to finalize defensive plans. <ul style="list-style-type: none"> a. Identify covered and concealed routes to and between all positions. b. Identify all avenues of approach. c. Identify dead space. d. Request indirect fire support to cover dead space and likely avenues of approach. e. Identify locations for company command post, observation posts (OPs), supply points, and casualty collection point. f. Identify potential landing zones the enemy may use for air assault. * 4. Designate unit positions or sectors. <ul style="list-style-type: none"> a. Concentrate fire on the most dangerous and likely avenues of approach. b. Select positions with good fields of fire and observation of enemy ground and air forces. c. Provide cover and concealment. d. Permit adequate dispersion laterally and in depth. 5. Establishes unit security. 		

TASK STEPS AND PERFORMANCE MEASURES	GO	NO-GO
<ul style="list-style-type: none"> a. Establish OPs and air guards. b. Conduct patrols in areas that cannot be observed. c. Emplace early warning devices. d. Conduct stand-to in accordance with SOP or operations order. <p>* 6. Position key weapons and establish fields of fire.</p> <ul style="list-style-type: none"> a. Orient to provide all-around security. b. Ensure weapons cover most dangerous avenues of approach, engagement areas, or selected kill zones based on defensive technique. c. Effect mutual support between elements. d. Ensure anti-armor weapons cover likely armor avenues of approach. e. Register indirect fire and final protective fires on the most dangerous dismounted avenue of approach (where possible). <p>* 7. Check positions for potential problems.</p> <ul style="list-style-type: none"> a. Walk positions and adjust for fields of fire. b. Walk the terrain in front of positions to determine if personnel accomplished their assigned tasks. <p>* 8. Coordinate with flank elements.</p> <ul style="list-style-type: none"> a. Establish responsibility for overlapping enemy avenues of approach. b. Exchange information on OP locations, patrols, unit signals, and passage points. c. Coordinates withdrawal plan. <p>9. Establishes communications if available.</p> <ul style="list-style-type: none"> a. Use wire as primary communications if possible. b. Ensure platoon/company command post has communication with OPs, higher and subordinate leaders, adjacent units, and fire support. c. Conduct periodic communications checks to ensure all communications equipment is operational. d. Plan and provide alternate means of communications. <p>10. Emplace minefields and obstacles.</p> <ul style="list-style-type: none"> a. Request and receive clearance to lay protective minefields. b. Emplace mines/obstacles IAW company obstacle plan, and record minefield on standard minefield form. c. Cover mines/obstacles by observation, direct, and indirect fires. d. Report location of mines/obstacles to all elements, and forward standard minefield record to next higher command as soon as possible. <p>11. Defend against an enemy assault (enemy contact).</p> <ul style="list-style-type: none"> a. Detect and report enemy contact. b. Withdraw OPs on order or IAW the company SOP. c. Increase the intensity of defensive fires as the enemy elements close within range of each individual or weapons system. <p>*12. Defend against an enemy assault (indirect fire).</p> <ul style="list-style-type: none"> a. Call for and engage the attacking force with indirect fire IAW company SOP. b. Request FPFs from supporting indirect fire units as the enemy nears the final protective lines. <p>*13. Defend against an enemy assault (obstacle).</p> <ul style="list-style-type: none"> a. Execute the obstacle plan IAW the battalion OPORD or FRAGO. b. Increase the intensity of defensive fires as the enemy elements close within range of additional weapons. 		

TASK STEPS AND PERFORMANCE MEASURES	GO	NO-GO
14. Consolidate and reorganize during lulls in the fighting. <ul style="list-style-type: none"> a. Execute platoon consolidation and reorganization. b. Treat and evacuate casualties. c. Transmit status report and request replacement personnel. d. Request resupply. e. Replace damaged barrier and obstacles. f. Restore communication. g. Post OPs that were withdrawn during the engagement. h. Resume security and patrolling activities. 15. Continue to defend. <ul style="list-style-type: none"> a. Force the enemy to withdraw. b. Disengage by order of higher headquarters. c. Order the reposition of platoons to alternate or supplementary positions as needed. 		

TASK PERFORMANCE / EVALUATION SUMMARY BLOCK							
ITERATION	1	2	3	4	5	M	TOTAL
TOTAL TASK STEPS EVALUATED							
TOTAL TASK STEPS "GO"							
TRAINING STATUS "GO"/"NO-GO"							

"**" indicates a leader task step.

SUPPORTING INDIVIDUAL TASKS

Task Number	Task Title	References
01-3301.02-0011	Defend a Company Position	STP 21-II-MQS
		STP 21-I-MQS
04-3302.01-0003	Conduct a Reconnaissance	STP 21-II-MQS
		STP 21-I-MQS
04-3306.01-0008	Analyze Terrain	STP 21-II-MQS
		STP 21-I-MQS
052-195-3066(SL3)	DIRECT CONSTRUCTION OF NONEXPLOSIVE OBSTACLES	STP 21-24-SMCT
061-283-6003(SL2)	ADJUST INDIRECT FIRE	STP 21-24-SMCT
071-008-0007(SL1)	Engage Targets with an M16A1 or M16A2 Rifle Using an AN/PAS-13 Series Thermal Sight	STP 21-1-SMCT
071-010-0006(SL1)	Engage Targets with an M249 Machine Gun	STP 21-1-SMCT
071-022-0015(SL1)	Prepare a Range Card for a Caliber .50 M2 Machine Gun	STP 21-1-SMCT
071-100-0003(SL1)	Engage Targets with an M4 or M4A1 Carbine	STP 21-1-SMCT
071-311-2130(SL1)	Engage Targets with an M203 Grenade Launcher	STP 21-1-SMCT
071-312-3007(SL1)	Prepare a Range Card for an M60 Machine Gun	STP 21-1-SMCT
071-312-3031(SL1)	Engage Targets with an M60 Machine Gun	STP 21-1-SMCT
071-312-4032(SL1)	Prepare a Range Card for an M249 Machine Gun	STP 21-1-SMCT
071-315-2308(SL1)	Engage Targets with an M16A1 or M16A2 Rifle Using a Night Vision Sight AN/PVS-4	STP 21-1-SMCT

SUPPORTING INDIVIDUAL TASKS

Task Number	Task Title	References
071-325-4407(SL1)	Employ Hand Grenades	STP 21-1-SMCT
071-325-4425(SL1)	Employ an M18A1 Claymore Mine	STP 21-1-SMCT
071-326-0510(SL1)	React to Indirect Fire While Dismounted	STP 21-1-SMCT
071-326-3002(SL1)	React to Indirect Fire While Mounted	STP 21-1-SMCT
071-326-5703(SL1)	Construct Individual Fighting Positions	STP 21-1-SMCT
071-326-5704(SL2)	Supervise Construction of a Fighting Position	STP 21-24-SMCT
071-326-5705(SL2)	Establish an Observation Post	STP 21-24-SMCT
071-326-5775(SL4)	Coordinate with an Adjacent Platoon	STP 21-24-SMCT
071-331-0804(SL1)	Perform Surveillance Without the Aid of Electronic Devices	STP 21-1-SMCT
071-331-0815(SL1)	Practice Noise, Light, and Litter Discipline	STP 21-1-SMCT
071-410-0019(SL3)	Control Organic Fires	STP 21-24-SMCT
071-430-0002(SL2)	Conduct a Defense by a Squad	STP 21-24-SMCT
071-430-0003(SL3)	Consolidate a Squad Following Enemy Contact While in the Defense	STP 21-24-SMCT
071-430-0004(SL3)	Reorganize a Squad Following Enemy Contact While in the Defense	STP 21-24-SMCT
071-430-0006(SL4)	Conduct a Defense by a Platoon	STP 21-24-SMCT
071-430-0007(SL4)	Consolidate a Platoon Following Enemy Contact While in the Defense	STP 21-24-SMCT
071-430-0008(SL4)	Reorganize a Platoon Following Enemy Contact While in the Defense	STP 21-24-SMCT
071-710-0006(SL1)	Plan Use of Night Vision Devices	STP 21-1-SMCT
081-831-0101(SL2)	REQUEST MEDICAL EVACUATION	STP 21-24-SMCT
081-831-1000(SL1)	EVALUATE A CASUALTY	STP 21-1-SMCT
081-831-1005(SL1)	PERFORM FIRST AID TO PREVENT OR CONTROL SHOCK	STP 21-1-SMCT
081-831-1025(SL1)	PERFORM FIRST AID FOR AN OPEN ABDOMINAL WOUND	STP 21-1-SMCT
081-831-1026(SL1)	PERFORM FIRST AID FOR AN OPEN CHEST WOUND	STP 21-1-SMCT
081-831-1032(SL1)	PERFORM FIRST AID FOR BLEEDING OF AN EXTREMITY	STP 21-1-SMCT
081-831-1033(SL1)	PERFORM FIRST AID FOR AN OPEN HEAD WOUND	STP 21-1-SMCT
081-831-1034(SL1)	PERFORM FIRST AID FOR A SUSPECTED FRACTURE	STP 21-1-SMCT
081-831-1042(SL1)	PERFORM MOUTH-TO-MOUTH RESUSCITATION	STP 21-1-SMCT
081-831-1046(SL1)	TRANSPORT A CASUALTY	STP 21-1-SMCT
081-831-1054(SL2)	EVACUATE CASUALTIES	STP 21-24-SMCT
101-92Y-0002(SL3)	Plan Tactical Re-Supply Operations	STP 21-24-SMCT
159-200-2020(SL4)	Integrate threat capabilities into mission planning.	STP 21-24-SMCT
191-379-5402(SL4)	PREPARE A PATROL DISTRIBUTION PLAN	STP 21-24-SMCT
191-380-0109(SL4)	PLAN PATROL ACTIVITIES	STP 21-24-SMCT
441-091-2000(SL2)	Defend Against Air Attack (Active)	STP 21-24-SMCT
441-091-3000(SL3)	Supervise the Implementation of Air Defense Measures	STP 21-24-SMCT
805C-PAD-2060(SL2)	Report Casualties	STP 21-24-SMCT
805C-PAD-2461(SL2)	Maintain Accountability of Personnel (Status Report)	STP 21-24-SMCT

SUPPORTING INDIVIDUAL TASKS

Task Number	Task Title	References
850-001-2000(SL2)	Employ Accident Prevention Measures and Risk Mgt Process	STP 21-24-SMCT
850-001-3001(SL3)	Control Mission Safety Hazard	STP 21-24-SMCT
850-001-4001(SL4)	Integrate Risk Mgt Into Platoon	STP 21-24-SMCT

SUPPORTING COLLECTIVE TASKS: NONE

OPFOR TASKS AND STANDARDS

TASK: Conduct Raid (34-OPFOR-1009)

CONDITION: OPFOR element has occupied an objective rally point and has orders to conduct a raid on a rear area base.

STANDARD: Enemy forces were surprised. Assaulted enemy support base and accomplished assigned tasks. Specified equipment and supplies were destroyed. Decisive engagement was avoided. All personnel were withdrawn from the area within the prescribed time. The collected intelligence data satisfied the Priority Intelligence Requirements.

TASK: Conduct Electronic Warfare (34-OPFOR-1012)

CONDITION: OPFOR employs collection and direction finding assets (ground and air), to monitor and locate enemy forces.

STANDARD: The positions of enemy command, intelligence, and logistics units were located. The locations of the positions were forwarded to OPFOR headquarters. Jamming signals were used against enemy radio receivers. Enemy radio nets were monitored and all information of intelligence value was reported to OPFOR HQ.

TASK: Disrupt Enemy Movement and Operations Using Tactical Nuclear Weapons (34-OPFOR-1002)

CONDITION: Orders have been received to use tactical nuclear weapons in the enemy's rear. Key locations have been identified.

STANDARD: Tactical nuclear missiles were delivered on target. Movement of equipment and supplies was disrupted or delayed to forward areas. Enemy equipment and supplies were destroyed. A high rate of nuclear casualties was inflicted among enemy troops.

TASK: Conduct Hasty Ambush (34-OPFOR-1003)

CONDITION: OPFOR element is moving in a concealed area when an enemy element is reported moving along an adjacent route.

STANDARD: The ambush site was prepared before the arrival of enemy element. The enemy force was surprised and casualties were inflicted within the designated kill zone. Delayed enemy march element from reaching its specified destination. Withdrew, on order, within two minutes of ambush initiation. Reported results of mission to headquarters.

TASK: Disrupt Friendly Defensive Operations (34-OPFOR-1014)

CONDITION: Friendly forces are establishing local defensive positions and obstacles. OPFOR element receives orders to harass and disrupt these efforts. OPFOR has offensive air support and NBC weapons available.

STANDARD: OPFOR element located and penetrated friendly positions and caused a halt or disruption in work being completed on defenses.

TASK: Disrupt Enemy Movement and Operations Using Persistent and Non-Persistent Chemical Weapons (34-OPFOR-1001)

CONDITION: Conventional artillery weapons or aircraft are available to deliver chemical weapons. Routes and key bases in the rear area have been selected.

STANDARD: Chemical agents were delivered into targeted areas. The movement of enemy supplies and equipment to forward areas was delayed by disrupting command and control systems. Enemy movement was successfully channeled into predesignated ambush areas. Enemy supplies and equipment were contaminated. A high rate of casualties were inflicted on enemy forces.

TASK: Maintain Contact (34-OPFOR-1011)

CONDITION: OPFOR element is tactically engaged with enemy base defense forces. Enemy forces are withdrawing under pressure.

STANDARD: The enemy forces were engaged decisively. As the enemy withdrew, the unit or force advanced maintaining contact.

TASK: Conduct Sniper Operations (34-OPFOR-1005)

CONDITION: OPFOR element has received a sniper mission from headquarters. Snipers are assigned missions in the enemy rear area along major supply routes and near support sites.

STANDARD: Infiltrated enemy area of operations and set up a well concealed location. Vehicle drivers or personnel on foot were engaged with short bursts of semiautomatic fire. Selected targets were killed or wounded. Prevented position from being discovered and evacuated the area without being detected. Results of the operation were reported to OPFOR headquarters.

TASK: Attack (34-OPFOR-1010)

CONDITION: Enemy rear area support base has been located. PIR's and other intelligence requirements have been obtained by OPFOR patrols. Element has automatic and anti-armor weapons, and light mortars. Element is approximately the size of two platoons.

STANDARD: An attack plan was developed. An attack was initiated using a scheme of maneuver that exploited enemy flanks, gaps, and weaknesses. Covered and concealed routes were used to approach enemy areas. Employed indirect fire to support attack. Penetrated enemy defenses. Destroyed equipment and supplies, inflicted casualties, isolated the support base, and blocked reinforcements. The enemy unit was forced to displace.

TASK: Conduct Air Attacks (34-OPFOR-1006)

CONDITION: OPFOR elements in the rear area have forwarded the coordinates of enemy facilities/elements. OPFOR aircraft have been dispatched to attack enemy installations or convoys.

STANDARD: Support sites, command and control facilities, and/or convoys were located. Attack runs on designated targets were conducted. Enemy equipment, supplies, and vehicles were destroyed and enemy personnel were killed.

ELEMENTS: GSR SQUAD
 COMPANY HEADQUARTERS
 SVC PLT HQ
 COLL & JAM PLT HQ
 OPS SPT PLT HQ
 COMPANY
 ACE HEADQUARTERS

TASK: Defend Unit Position (07-3-C212.34-0001)
 (FM 7-8) (FM 7-7) (FM 7-70)

ITERATION: 1 2 3 4 5 M (Circle)

COMMANDER/LEADER ASSESSMENT: T P U (Circle)

CONDITIONS: The platoon occupies prepared defensive positions. Intelligence reports indicate small opposing force elements have been sighted in the operational area and patrols have increased in sector. Opposing force attacks the platoon. Some iterations of this task should be performed in MOPP4.

TASK STANDARDS: Main defensive positions are not over run by opposing force. The platoon denied enemy penetration of the defensive positions and engaged attacking units forcing enemy withdrawal.

TASK STEPS AND PERFORMANCE MEASURES	GO	NO-GO
<ol style="list-style-type: none"> 1. Observation post (OP) personnel detect and correctly identify enemy. <ol style="list-style-type: none"> a. Report enemy activity before main body is engaged. b. Report using "size, activity, location, unit, time, and equipment" format. 2. Alert unit personnel and occupy fighting positions. <ol style="list-style-type: none"> a. Actuate alert plan in accordance with unit tactical standing operating procedures. b. Occupy fighting positions within one minute of initial warning. * 3. Report enemy contact. <ol style="list-style-type: none"> a. Report enemy contact using "size, activity, location, unit, time, and equipment" format to company headquarters within one minute of contact. b. Render additional situation reports as situation changes. 4. OP personnel return to unit's position. <ol style="list-style-type: none"> a. Use covered and concealed routes back to defensive position. b. Do not become decisively engaged. * 5. Request indirect fire and/or close air support if available and applicable. <ol style="list-style-type: none"> a. Initiate call for fire procedure within one minute of target acquisition. b. Adjust fire within 30 seconds of round impact. 6. React to enemy. <ol style="list-style-type: none"> a. Execute obstacle plan in accordance with the OPORD/FRAGO (for example: detonate demolitions, detonate claymore mines on order, or trigger line). b. Fire organic weapons as enemy comes into range or as ordered. c. Control distribution and rate of fire to ensure a continuous volume of effective fire is placed on the enemy. d. Reposition vehicles, squads, and individuals to alternate and supplementary positions using covered and concealed routes, as needed. e. Initiate final protective fires, if required. f. Direct counterattacks of reserves to eject enemy penetrations, if required. 		

TASK STEPS AND PERFORMANCE MEASURES	GO	NO-GO
g. Defend position until enemy is repelled or receives orders from higher headquarters to disengage . h. Sustain no friendly casualties due to friendly fire. 7. React to indirect fire. a. Initiate alert by any member yelling, "Incoming." Also alert subordinate elements by other communications means available. b. Seek protection under the overhead cover of fighting positions. If in open, personnel move to fighting position or out of area. c. Move vehicles out of impact area to alternate positions if applicable. * 8. Reorganize the platoon. a. Reestablish unit chain of command. b. Submit situation report to company commander. c. Cross levels unit to fill critical positions caused by casualties. d. Redistribute ammunition. e. Reoccupy OPs, key weapons, and positions immediately. f. Treat and evacuate casualties as necessary. g. Submit casualty reports. h. Update personnel roster. i. Process Enemy Prisoners of War/captured materials. * 9. Consolidate platoon. a. Reposition OPs. b. Reestablish communication with elements. c. Reposition personnel. d. Reassign sectors of fire to cover all gaps. e. Implement sleep/alert plan. 10. Continue mission. a. Continue as soon as tactical situation permits. b. Continue on orders from company commander.		

TASK PERFORMANCE / EVALUATION SUMMARY BLOCK							
ITERATION	1	2	3	4	5	M	TOTAL
TOTAL TASK STEPS EVALUATED							
TOTAL TASK STEPS "GO"							
TRAINING STATUS "GO"/"NO-GO"							

"*" indicates a leader task step.

SUPPORTING INDIVIDUAL TASKS

Task Number	Task Title	References
061-283-6003(SL2)	ADJUST INDIRECT FIRE	STP 21-24-SMCT
071-008-0007(SL1)	Engage Targets with an M16A1 or M16A2 Rifle Using an AN/PAS-13 Series Thermal Sight	STP 21-1-SMCT
071-010-0006(SL1)	Engage Targets with an M249 Machine Gun	STP 21-1-SMCT
071-022-0015(SL1)	Prepare a Range Card for a Caliber .50 M2 Machine Gun	STP 21-1-SMCT
071-100-0003(SL1)	Engage Targets with an M4 or M4A1 Carbine	STP 21-1-SMCT

SUPPORTING INDIVIDUAL TASKS

Task Number	Task Title	References
071-311-2130(SL1)	Engage Targets with an M203 Grenade Launcher	STP 21-1-SMCT
071-312-4032(SL1)	Prepare a Range Card for an M249 Machine Gun	STP 21-1-SMCT
071-313-3454(SL1)	Engage Targets with a Caliber .50 M2 Machine Gun	STP 21-1-SMCT
071-315-2308(SL1)	Engage Targets with an M16A1 or M16A2 Rifle Using a Night Vision Sight AN/PVS-4	STP 21-1-SMCT
071-325-4407(SL1)	Employ Hand Grenades	STP 21-1-SMCT
071-325-4425(SL1)	Employ an M18A1 Claymore Mine	STP 21-1-SMCT
071-326-0510(SL1)	React to Indirect Fire While Dismounted	STP 21-1-SMCT
071-326-0511(SL1)	React to Flares	STP 21-1-SMCT
071-326-3002(SL1)	React to Indirect Fire While Mounted	STP 21-1-SMCT
071-326-5502(SL2)	Issue a Fragmentary Order	STP 21-24-SMCT
071-326-5505(SL2)	Issue an Oral Operation Order	STP 21-24-SMCT
071-326-5703(SL1)	Construct Individual Fighting Positions	STP 21-1-SMCT
071-326-5704(SL2)	Supervise Construction of a Fighting Position	STP 21-24-SMCT
071-326-5705(SL2)	Establish an Observation Post	STP 21-24-SMCT
071-326-5775(SL4)	Coordinate with an Adjacent Platoon	STP 21-24-SMCT
071-410-0002(SL1)	React to Direct Fire While Mounted	STP 21-1-SMCT
071-430-0002(SL2)	Conduct a Defense by a Squad	STP 21-24-SMCT
071-430-0003(SL3)	Consolidate a Squad Following Enemy Contact While in the Defense	STP 21-24-SMCT
071-430-0004(SL3)	Reorganize a Squad Following Enemy Contact While in the Defense	STP 21-24-SMCT
071-430-0006(SL4)	Conduct a Defense by a Platoon	STP 21-24-SMCT
071-430-0007(SL4)	Consolidate a Platoon Following Enemy Contact While in the Defense	STP 21-24-SMCT
071-430-0008(SL4)	Reorganize a Platoon Following Enemy Contact While in the Defense	STP 21-24-SMCT
805C-PAD-2060(SL2)	Report Casualties	STP 21-24-SMCT
850-001-2000(SL2)	Employ Accident Prevention Measures and Risk Mgt Process	STP 21-24-SMCT
850-001-3001(SL3)	Control Mission Safety Hazard	STP 21-24-SMCT
850-001-4001(SL4)	Integrate Risk Mgt Into Platoon	STP 21-24-SMCT

SUPPORTING COLLECTIVE TASKS: NONE**OPFOR TASKS AND STANDARDS**

TASK: Conduct Raid (34-OPFOR-1009)

CONDITION: OPFOR element has occupied an objective rally point and has orders to conduct a raid on a rear area base.

STANDARD: Enemy forces were surprised. Assaulted enemy support base and accomplished assigned tasks. Specified equipment and supplies were destroyed. Decisive engagement was avoided. All personnel were withdrawn from the area within the prescribed time. The collected intelligence data satisfied the Priority Intelligence Requirements.

TASK: Attack (34-OPFOR-1010)

CONDITION: Enemy rear area support base has been located. PIR's and other intelligence requirements have been obtained by OPFOR patrols. Element has automatic and anti-armor weapons, and light mortars. Element is approximately the size of two platoons.

STANDARD: An attack plan was developed. An attack was initiated using a scheme of maneuver that exploited enemy flanks, gaps, and weaknesses. Covered and concealed routes were used to approach enemy areas. Employed indirect fire to support attack. Penetrated enemy defenses. Destroyed equipment and supplies, inflicted casualties, isolated the support base, and blocked reinforcements. The enemy unit was forced to displace.

TASK: Conduct Air Attacks (34-OPFOR-1006)

CONDITION: OPFOR elements in the rear area have forwarded the coordinates of enemy facilities/elements. OPFOR aircraft have been dispatched to attack enemy installations or convoys.

STANDARD: Support sites, command and control facilities, and/or convoys were located. Attack runs on designated targets were conducted. Enemy equipment, supplies, and vehicles were destroyed and enemy personnel were killed.

TASK: Gather Intelligence (34-OPFOR-1008)

CONDITION: OPFOR elements, operating in the rear area, are planning attacks on enemy bases. Information is needed before plans are finalized.

STANDARD: All Priority Intelligence Requests and other intelligence requirements were identified. Passed through any outpost, defensive wire, or warning device undetected. Moved to an observation point that offered cover and concealment and was close enough to gather required information. Gathered data, which answered intelligence requirements. Withdrew from area undetected. All information of value was reported to OPFOR headquarters.

TASK: Disrupt Enemy Movement and Operations Using Tactical Nuclear Weapons (34-OPFOR-1002)

CONDITION: Orders have been received to use tactical nuclear weapons in the enemy's rear. Key locations have been identified.

STANDARD: Tactical nuclear missiles were delivered on target. Movement of equipment and supplies was disrupted or delayed to forward areas. Enemy equipment and supplies were destroyed. A high rate of nuclear casualties was inflicted among enemy troops.

TASK: Conduct Aerial Reconnaissance (34-OPFOR-1007)

CONDITION: OPFOR HQ requires intelligence on the location and identification of enemy elements. Aircraft is dispatched to take photographs and conduct a visual inspection of enemy area.

STANDARD: Located and photographed enemy positions in assigned sectors, to include: support and storage bases and command and control facilities. Visual checks were conducted when possible. The enemy was not engaged. Priority Intelligence Requests and other Information Requirements were reported to OPFOR HQ.

TASK: Disrupt Enemy Movement and Operations Using Persistent and Non-Persistent Chemical Weapons (34-OPFOR-1001)

CONDITION: Conventional artillery weapons or aircraft are available to deliver chemical weapons. Routes and key bases in the rear area have been selected.

STANDARD: Chemical agents were delivered into targeted areas. The movement of enemy supplies and equipment to forward areas was delayed by disrupting command and control systems. Enemy movement was successfully channeled into predesignated ambush areas. Enemy supplies and equipment were contaminated. A high rate of casualties were inflicted on enemy forces.

TASK: Disrupt Friendly Defensive Operations (34-OPFOR-1014)

CONDITION: Friendly forces are establishing local defensive positions and obstacles. OPFOR element receives orders to harass and disrupt these efforts. OPFOR has offensive air support and NBC weapons available.

STANDARD: OPFOR element located and penetrated friendly positions and caused a halt or disruption in work being completed on defenses.

TASK: Maintain Contact (34-OPFOR-1011)

CONDITION: OPFOR element is tactically engaged with enemy base defense forces. Enemy forces are withdrawing under pressure.

STANDARD: The enemy forces were engaged decisively. As the enemy withdrew, the unit or force advanced maintaining contact.

TASK: Conduct Sniper Operations (34-OPFOR-1005)

CONDITION: OPFOR element has received a sniper mission from headquarters. Snipers are assigned missions in the enemy rear area along major supply routes and near support sites.

STANDARD: Infiltrated enemy area of operations and set up a well concealed location. Vehicle drivers or personnel on foot were engaged with short bursts of semiautomatic fire. Selected targets were killed or wounded. Prevented position from being discovered and evacuated the area without being detected. Results of the operation were reported to OPFOR headquarters.

TASK: Conduct Electronic Warfare (34-OPFOR-1012)

CONDITION: OPFOR employs collection and direction finding assets (ground and air), to monitor and locate enemy forces.

STANDARD: The positions of enemy command, intelligence, and logistics units were located. The locations of the positions were forwarded to OPFOR headquarters. Jamming signals were used against enemy radio receivers. Enemy radio nets were monitored and all information of intelligence value was reported to OPFOR HQ.

- ELEMENTS:** COMPANY
 COMPANY HEADQUARTERS
 SVC PLT HQ
 COLL & JAM PLT HQ
 OPS SPT PLT HQ
 ACE HEADQUARTERS

TASK: Establish Unit Defense (07-3-C219.34-0001)
 (FM 7-8) (FM 7-7) (FM 7-70)

ITERATION: 1 2 3 4 5 M (Circle)
COMMANDER/LEADER ASSESSMENT: T P U (Circle)

CONDITIONS: The platoon has received an operations order/fragmentary order with a mission to occupy part of a larger unit's defensive sector or is isolated and must provide its own security/defense. The platoon may be opposed by as much as a motorized rifle company. Some iterations of this task are performed in mission oriented protective posture-4 (MOPP-4). Some iterations of this task should be performed in MOPP4.

TASK STANDARDS: The platoon completed all preparations for the defense not later than the time specified in the order and was not surprised by the enemy. The time required to prepare is increased when conducting this task in mission oriented protective posture-4.

TASK STEPS AND PERFORMANCE MEASURES	GO	NO-GO
<p>* 1. Perform a reconnaissance of the tentative defensive position.</p> <ul style="list-style-type: none"> a. Search area to ensure it is free of enemy, mines, and booby traps. b. Establish local security. c. Survey area for nuclear, biological, and chemical contamination. d. Designate sectors and general locations for operations, vehicles, automatic weapons, and antiarmor weapons based on mission, equipment, terrain, troops-time and civilian considerations. <p>2. Designated security or Observation Post (OP) team[s] move to assigned position[s].</p> <p>* NOTE: At night, the designation of positions must be more exact than during daylight. Leaders may reconnoiter the area first, position the OPs, and then have the guides bring other members into position.</p> <ul style="list-style-type: none"> a. Emplace the chemical alarm system within five minutes of occupying the observation post. b. Position the OP within range of supporting small-arms fire. c. Provide cover and concealment for OP personnel. d. Designate covered and concealed routes to and from OP(s). e. Establish communications from the OP to unit command post (primary means should be wire; supplemented by messenger and radio). f. Disseminate locations of all friendly personnel in sector. <p>* 3. Designate targets to support OP(s).</p> <ul style="list-style-type: none"> a. Identify Target Reference Points. b. Include OP targets within fire plan. <p>4. OP team(s) provides early warning.</p> <ul style="list-style-type: none"> a. Provide continuous early warning out to a range that warns of enemy observation, direct fire, or assault on the main body. b. Detect all enemy activity within the vicinity of the unit position. 		

TASK STEPS AND PERFORMANCE MEASURES	GO	NO-GO
<p>c. Adjust illumination or high explosive rounds on enemy targets.</p> <p>d. Emplace expedient early warning devices before dark, if possible.</p> <p>e. Demonstrate correct use of current challenge and password.</p> <p>f. Select alternate OP sites when required due to changing visibility or enemy activity.</p> <p>* 5. Designates primary, alternate, and supplementary fighting positions for key weapons/vehicles, while emplacing the rest of the platoon.</p> <p>a. Position machine guns to obtain grazing fire along the most likely dismounted avenue of approach.</p> <p>b. Position antiarmor weapons to cover likely armor avenues of approach or assigned engagement area.</p> <p>c. Ensure positions are mutually supporting along armor and dismounted infantry avenues of approach.</p> <p>d. Position M203 grenade launchers to cover dead space in terrain outside hand-grenade range.</p> <p>* 6. Place fighting positions to engage targets in designated sectors of fire covering the most dangerous avenues of approach first.</p> <p>a. Determine sector of fire based on the type and range of the weapon.</p> <p>b. Assign all personnel to a fighting position.</p> <p>* 7. Coordinate/contact adjacent units.</p> <p>a. Establish boundary responsibilities.</p> <p>b. Discover and eliminate any gaps in defensive sector.</p> <p>c. Ensure observation and fires overlap.</p> <p>8. Occupy defensive position.</p> <p>* NOTE: Establish task priorities. Normally these are in the unit standing operating procedures, but can be modified as needed (based on mission, equipment, terrain, troops-time and civilian considerations) by the platoon leader or the company commander.</p> <p>a. Physically occupy assigned positions.</p> <p>b. Physically reconnoiter in front of each position to become familiar with the terrain, locate dead space, and to view the terrain from the enemy perspective.</p> <p>c. Prepare and forward crew-served weapons range cards to the squad leader within 15 minutes of positioning.</p> <p>d. Install aiming stakes.</p> <p>e. Clear fields of fire.</p> <p>f. Emplace obstacles in accordance with company obstacle plan.</p> <p>g. Dig fighting positions to armpit depth with 18 inches of parapet.</p> <p>h. Construct overhead cover for fighting position.</p> <p>i. Camouflage positions/vehicles from aerial and ground observation. Ensure fighting positions cannot be detected from a distance of more than 35 meters from the front of the position.</p> <p>j. Stockpile ammunition, food, and water.</p> <p>k. Construct alternate and supplementary positions.</p> <p>l. Ensure all platoon members know the platoon command post location.</p> <p>* 9. The fire support team or forward observer plans for the employment of indirect fires.</p> <p>a. Plan fires along enemy avenues of approach.</p> <p>b. Plan fires at known or likely enemy positions.</p> <p>c. Plan final protective fires.</p>		

TASK STEPS AND PERFORMANCE MEASURES	GO	NO-GO
<p>d. Register and adjust target reference points (if available and the situation permits).</p> <p>10. The radio telephone operator establishes communications.</p> <ul style="list-style-type: none"> a. Use wire as primary communications if available. b. Ensure platoon/company command post has communications with operations, higher and subordinate leaders, adjacent units, and fire support. c. Conduct periodic communications checks to ensure all communications are operational. d. Plan and provide alternate means of communications. <p>*11. Prepare sector sketch.</p> <ul style="list-style-type: none"> a. Identify the main terrain features and the range to them. b. Identify location of squad fighting positions. c. Indicate primary and secondary sectors of fire for each position. d. Identify the weapon type and the fire control measures for each position (final protective fire, principal direction of fire, final protective line). e. Identify location of OPs and squad leader's position. f. Mark dead space on sketch. g. Identify location of obstacles. h. Indicate direction of north. i. Forward a copy of the sector sketch to the platoon leader within 30 minutes of being assigned a sector. <p>*12. Prepare a platoon sector sketch.</p> <ul style="list-style-type: none"> a. Indicate the platoon sector or engagement area. b. Denote squad positions (primary, alternate, and supplementary) and sectors of fire. c. Indicate locations of vehicles, antiarmor, and automatic weapons positions with the primary sectors of fire, final protective line, or principal direction of fire for primary vehicle weapons system, automatic weapons, and target reference points. d. Identify location of OPs and patrol routes [if any have been planned]. e. Indicate maximum engagement lines for primary weapon systems. f. Identify location of indirect fire targets and final protective fires (if any have been allocated). g. Indicate direction of north. h. Place unit identification up to company level. i. Indicate date-time group. j. Identify position of the platoon command post. k. Forward a copy of the platoon sketch to the company commander within one hour of assigning squad leaders sectors. <p>13. Continue to improve defensive positions.</p> <ul style="list-style-type: none"> a. Improve in accordance with standing operating procedures work priorities. b. Improve as directed by higher headquarters. 		

TASK PERFORMANCE / EVALUATION SUMMARY BLOCK							
ITERATION	1	2	3	4	5	M	TOTAL
TOTAL TASK STEPS EVALUATED							
TOTAL TASK STEPS "GO"							
TRAINING STATUS "GO"/"NO-GO"							

"*" indicates a leader task step.

SUPPORTING INDIVIDUAL TASKS

Task Number	Task Title	References
052-191-1361(SL1)	CAMOUFLAGE YOURSELF AND YOUR INDIVIDUAL EQUIPMENT	STP 21-1-SMCT
052-191-1362(SL1)	CAMOUFLAGE EQUIPMENT	STP 21-1-SMCT
052-195-3066(SL3)	DIRECT CONSTRUCTION OF NONEXPLOSIVE OBSTACLES	STP 21-24-SMCT
061-283-6003(SL2)	ADJUST INDIRECT FIRE	STP 21-24-SMCT
071-022-0015(SL1)	Prepare a Range Card for a Caliber .50 M2 Machine Gun	STP 21-1-SMCT
071-030-0002(SL1)	Prepare a Range Card for an MK19 Machine Gun	STP 21-1-SMCT
071-312-4032(SL1)	Prepare a Range Card for an M249 Machine Gun	STP 21-1-SMCT
071-325-4407(SL1)	Employ Hand Grenades	STP 21-1-SMCT
071-325-4425(SL1)	Employ an M18A1 Claymore Mine	STP 21-1-SMCT
071-326-0513(SL1)	Select Temporary Fighting Positions	STP 21-1-SMCT
071-326-5703(SL1)	Construct Individual Fighting Positions	STP 21-1-SMCT
071-326-5704(SL2)	Supervise Construction of a Fighting Position	STP 21-24-SMCT
071-326-5705(SL2)	Establish an Observation Post	STP 21-24-SMCT
071-326-5775(SL4)	Coordinate with an Adjacent Platoon	STP 21-24-SMCT
071-331-0804(SL1)	Perform Surveillance Without the Aid of Electronic Devices	STP 21-1-SMCT
071-430-0002(SL2)	Conduct a Defense by a Squad	STP 21-24-SMCT
071-430-0006(SL4)	Conduct a Defense by a Platoon	STP 21-24-SMCT
071-710-0006(SL1)	Plan Use of Night Vision Devices	STP 21-1-SMCT
071-720-0015(SL3)	Conduct an Area Reconnaissance by a Platoon	STP 21-24-SMCT
113-600-2001(SL1)	Communicate Via a Tactical Telephone	STP 21-1-SMCT
159-200-2020(SL4)	Integrate threat capabilities into mission planning.	STP 21-24-SMCT
191-380-0109(SL4)	PLAN PATROL ACTIVITIES	STP 21-24-SMCT
850-001-2000(SL2)	Employ Accident Prevention Measures and Risk Mgt Process	STP 21-24-SMCT
850-001-3001(SL3)	Control Mission Safety Hazard	STP 21-24-SMCT
850-001-4001(SL4)	Integrate Risk Mgt Into Platoon	STP 21-24-SMCT

SUPPORTING COLLECTIVE TASKS: NONE**OPFOR TASKS AND STANDARDS**

TASK: Conduct Raid (34-OPFOR-1009)

CONDITION: OPFOR element has occupied an objective rally point and has orders to conduct a raid on a rear area base.

STANDARD: Enemy forces were surprised. Assaulted enemy support base and accomplished assigned tasks. Specified equipment and supplies were destroyed. Decisive engagement was avoided. All personnel were withdrawn from the area within the prescribed time. The collected intelligence data satisfied the Priority Intelligence Requirements.

TASK: Gather Intelligence (34-OPFOR-1008)

CONDITION: OPFOR elements, operating in the rear area, are planning attacks on enemy bases. Information is needed before plans are finalized.

STANDARD: All Priority Intelligence Requests and other intelligence requirements were identified. Passed through any outpost, defensive wire, or warning device undetected. Moved to an observation point that offered cover and concealment and was close enough to gather required information. Gathered data, which answered intelligence requirements. Withdrew from area undetected. All information of value was reported to OPFOR headquarters.

TASK: Disrupt Enemy Movement and Operations Using Tactical Nuclear Weapons (34-OPFOR-1002)

CONDITION: Orders have been received to use tactical nuclear weapons in the enemy's rear. Key locations have been identified.

STANDARD: Tactical nuclear missiles were delivered on target. Movement of equipment and supplies was disrupted or delayed to forward areas. Enemy equipment and supplies were destroyed. A high rate of nuclear casualties was inflicted among enemy troops.

TASK: Conduct Aerial Reconnaissance (34-OPFOR-1007)

CONDITION: OPFOR HQ requires intelligence on the location and identification of enemy elements. Aircraft is dispatched to take photographs and conduct a visual inspection of enemy area.

STANDARD: Located and photographed enemy positions in assigned sectors, to include: support and storage bases and command and control facilities. Visual checks were conducted when possible. The enemy was not engaged. Priority Intelligence Requests and other Information Requirements were reported to OPFOR HQ.

TASK: Disrupt Enemy Movement and Operations Using Persistent and Non-Persistent Chemical Weapons (34-OPFOR-1001)

CONDITION: Conventional artillery weapons or aircraft are available to deliver chemical weapons. Routes and key bases in the rear area have been selected.

STANDARD: Chemical agents were delivered into targeted areas. The movement of enemy supplies and equipment to forward areas was delayed by disrupting command and control systems. Enemy movement was successfully channeled into predesignated ambush areas. Enemy supplies and equipment were contaminated. A high rate of casualties were inflicted on enemy forces.

TASK: Maintain Contact (34-OPFOR-1011)

CONDITION: OPFOR element is tactically engaged with enemy base defense forces. Enemy forces are withdrawing under pressure.

STANDARD: The enemy forces were engaged decisively. As the enemy withdrew, the unit or force advanced maintaining contact.

TASK: Attack (34-OPFOR-1010)

CONDITION: Enemy rear area support base has been located. PIR's and other intelligence requirements have been obtained by OPFOR patrols. Element has automatic and anti-armor weapons, and light mortars. Element is approximately the size of two platoons.

STANDARD: An attack plan was developed. An attack was initiated using a scheme of maneuver that exploited enemy flanks, gaps, and weaknesses. Covered and concealed routes were used to approach enemy areas. Employed indirect fire to support attack. Penetrated enemy defenses. Destroyed equipment and supplies, inflicted casualties, isolated the support base, and blocked reinforcements. The enemy unit was forced to displace.

TASK STEPS AND PERFORMANCE MEASURES	GO	NO-GO
<p>5. Inspect all OE-254 antenna masts for the presence of "through" cracks around the notch before and after erection. Remove all antenna masts from service if "through" cracks of 1 inch or greater are identified and order replacement part for these masts.</p> <p>6. Use a gin pole or other suitable device to lift the antenna feed cone with elements off the ground to erect. This will reduce the stress placed on the antenna during erection.</p> <p>7. Do not place an individual under the antenna during the erection process.</p> <p>8. place the notches on the backside of the antenna.</p> <p>* 1. Team chief selects site for equipment placement.</p> <ol style="list-style-type: none"> a. Select site for antenna. b. Ensure location provides the best cover and concealment possible. c. Ensure location provides the best possible physical security. d. Ensure location has access to at least one escape route. e. Establish/maintain physical security/control of communications security materials and documents containing essential elements of friendly information. <p>2. Team installs and operates a secure retransmission station.</p> <ol style="list-style-type: none"> a. Perform before operations preventive maintenance checks and services. b. Set assigned frequencies. c. Check installation of secure equipment. d. Load variables in secure equipment. e. Initiate secure voice procedures. f. Establish communications with distant stations. g. Establish two-way retransmission. <p>3. The Team installs generator set if required.</p> <ol style="list-style-type: none"> a. Conduct pre operational checks. b. Ground generator. c. Establish fuel point. d. Establish fire point. e. Start generator. f. Accomplish transition to generator power without unnecessary interruption of communications. g. Attempt to reduce generator noise by sandbagging or other appropriate means. <p>4. The team extends the range of the retrans station if required.</p> <ol style="list-style-type: none"> a. Select site for antenna installation. b. Assemble antenna components. c. When using RC-292 antenna, ensure the number of antenna sections used for the radiating and ground plane elements conform to the operating frequency. d. Erect antenna using team method. e. Accomplish the transmission from whip to RC-292/OE-254 antenna without unnecessary interruption of service. <p>5. The team employs preventive electronic counter countermeasures procedures.</p> <ol style="list-style-type: none"> a. Transmit quickly and precisely. b. Use low power when possible. c. Use antenna with shortest feasible range. d. Select site that will mask signal from enemy interception. e. Use proper radio telephone operator procedures. f. Encrypt all essential elements of friendly information category data. g. Authenticate when using non secure communications means. 		

TASK STEPS AND PERFORMANCE MEASURES	GO	NO-GO
6. The team implements remedial electronic counter countermeasures techniques. <ul style="list-style-type: none"> a. Recognize jamming/interface. b. Determine if interference is from internal or external source. c. Determine if interference is intentional or unintentional. d. Notify immediate supervisor of suspected jamming. e. Continue to operate. f. Increase transmitter power. g. Reroute traffic using alternate means. h. Relocate antenna. i. Request changes of frequency. j. Submit MIJI FEEDER voice template message report. 		

TASK PERFORMANCE / EVALUATION SUMMARY BLOCK							
ITERATION	1	2	3	4	5	M	TOTAL
TOTAL TASK STEPS EVALUATED							
TOTAL TASK STEPS "GO"							
TRAINING STATUS "GO"/"NO-GO"							

"**" indicates a leader task step.

SUPPORTING INDIVIDUAL TASKS

Task Number	Task Title	References
113-571-1022	PERFORM VOICE COMMUNICATIONS	STP 21-1-SMCT
113-573-8006	USE AN AUTOMATED SIGNAL OPERATION INSTRUCTION (SOI)	STP 21-24-SMCT
113-637-2001(SL1)	Communicate via a Tactical Radio	STP 21-1-SMCT
850-001-2000(SL2)	Employ Accident Prevention Measures and Risk Mgt Process	STP 21-24-SMCT
850-001-3001(SL3)	Control Mission Safety Hazard	STP 21-24-SMCT
850-001-4001(SL4)	Integrate Risk Mgt Into Platoon	STP 21-24-SMCT

SUPPORTING COLLECTIVE TASKS: NONE

OPFOR TASKS AND STANDARDS

TASK: Conduct Electronic Warfare (34-OPFOR-1012)

CONDITION: OPFOR employs collection and direction finding assets (ground and air), to monitor and locate enemy forces.

STANDARD: The positions of enemy command, intelligence, and logistics units were located. The locations of the positions were forwarded to OPFOR headquarters. Jamming signals were used against enemy radio receivers. Enemy radio nets were monitored and all information of intelligence value was reported to OPFOR HQ.

TASK: Disrupt Enemy Movement and Operations Using Persistent and Non-Persistent Chemical Weapons (34-OPFOR-1001)

CONDITION: Conventional artillery weapons or aircraft are available to deliver chemical weapons. Routes and key bases in the rear area have been selected.

STANDARD: Chemical agents were delivered into targeted areas. The movement of enemy supplies and equipment to forward areas was delayed by disrupting command and control systems. Enemy movement was successfully channeled into predesignated ambush areas. Enemy supplies and equipment were contaminated. A high rate of casualties were inflicted on enemy forces.

TASK: Conduct Hasty Ambush (34-OPFOR-1003)

CONDITION: OPFOR element is moving in a concealed area when an enemy element is reported moving along an adjacent route.

STANDARD: The ambush site was prepared before the arrival of enemy element. The enemy force was surprised and casualties were inflicted within the designated kill zone. Delayed enemy march element from reaching its specified destination. Withdrew, on order, within two minutes of ambush initiation. Reported results of mission to headquarters.

TASK: Conduct Air Attacks (34-OPFOR-1006)

CONDITION: OPFOR elements in the rear area have forwarded the coordinates of enemy facilities/elements. OPFOR aircraft have been dispatched to attack enemy installations or convoys.

STANDARD: Support sites, command and control facilities, and/or convoys were located. Attack runs on designated targets were conducted. Enemy equipment, supplies, and vehicles were destroyed and enemy personnel were killed.

ELEMENTS: COMPANY
 ACE HEADQUARTERS
 COMPANY HEADQUARTERS
 COLL & JAM PLT HQ
 OPS SPT PLT HQ

TASK: Process Captured Documents and Equipment (19-3-3105.34-0001)
 (STANAG 2084) (AR 380-20) (STP 34-97B14-SM-TG)

ITERATION: 1 2 3 4 5 M (Circle)

COMMANDER/LEADER ASSESSMENT: T P U (Circle)

CONDITIONS: Enemy equipment and documents have been captured. Some iterations of this task should be performed in MOPP4.

TASK STANDARDS: The element processed all captured documents and equipment based on disposition instructions within the time standards established by higher headquarters.

TASK STEPS AND PERFORMANCE MEASURES	GO	NO-GO
1. Tag all captured documents and equipment. <ul style="list-style-type: none"> a. Annotate type of document or equipment (for example, maps, photos, rifles, or radios). b. Annotate date and time of capture. c. Annotate place of capture (grid coordinates). d. Annotate capturing unit. e. Annotate circumstances of capture. f. Annotate prisoner's name (if taken from enemy prisoners of war). * 2. Report capture of documents or equipment to higher headquarters. <ul style="list-style-type: none"> a. Report type of document or equipment. b. Report date and time of capture. c. Report capturing unit. d. Report place of capture (grid coordinates). 3. Dispose of documents and equipment according to guidance from higher headquarters. <ul style="list-style-type: none"> a. Destroy, secure, evacuate, or abandon the equipment. b. Evacuate documents through the chain of command to intelligence personnel. 		

TASK PERFORMANCE / EVALUATION SUMMARY BLOCK							
ITERATION	1	2	3	4	5	M	TOTAL
TOTAL TASK STEPS EVALUATED							
TOTAL TASK STEPS "GO"							
TRAINING STATUS "GO"/"NO-GO"							

"*" indicates a leader task step.

SUPPORTING INDIVIDUAL TASKS

Task Number	Task Title	References
301-371-1000(SL1)	REPORT INTELLIGENCE INFORMATION	STP 21-1-SMCT
301-371-1200(SL2)	PROCESS CAPTURED MATERIEL	STP 21-24-SMCT
850-001-2000(SL2)	Employ Accident Prevention Measures and Risk Mgt Process	STP 21-24-SMCT
850-001-3001(SL3)	Control Mission Safety Hazard	STP 21-24-SMCT
850-001-4001(SL4)	Integrate Risk Mgt Into Platoon	STP 21-24-SMCT

SUPPORTING COLLECTIVE TASKS: NONE**OPFOR TASKS AND STANDARDS**

TASK: Disrupt Enemy Movement and Operations Using Tactical Nuclear Weapons (34-OPFOR-1002)

CONDITION: Orders have been received to use tactical nuclear weapons in the enemy's rear. Key locations have been identified.

STANDARD: Tactical nuclear missiles were delivered on target. Movement of equipment and supplies was disrupted or delayed to forward areas. Enemy equipment and supplies were destroyed. A high rate of nuclear casualties was inflicted among enemy troops.

TASK: Surrender to Capturing Unit on the Battlefield (34-OPFOR-1017)

CONDITION: Friendly forces capture OPFOR element in whole or in part during operations. OPFOR soldiers have documents/equipment of tactical value with them when captured.

STANDARD: OPFOR soldiers prevented capture of documents/equipment and consistently hindered efforts of friendly forces to search, segregate, and secure them.

- ELEMENTS:** COMPANY
 ACE HEADQUARTERS
 COMPANY HEADQUARTERS
 SVC PLT HQ
 COLL & JAM PLT HQ
 OPS SPT PLT HQ

TASK: Handle Enemy Prisoners of War (19-3-3106.34-0001)
 (STP 34-97E24-SM-TG) (AR 380-20) (AR 381-20)
 (STP 34-97B14-SM-TG) (STP 34-97E1-SM)

ITERATION: 1 2 3 4 5 M (Circle)

COMMANDER/LEADER ASSESSMENT: T P U (Circle)

CONDITIONS: Enemy soldiers surrendered or were captured. Some iterations of this task should be performed in MOPP4.

TASK STANDARDS: Took charge of and evaluated enemy prisoners of war in accordance with unit standing operating procedures and the five S's and T (search, silence, segregate, speed, safeguard, and tag).

TASK STEPS AND PERFORMANCE MEASURES	GO	NO-GO
<ol style="list-style-type: none"> 1. Search enemy prisoners of war. <ol style="list-style-type: none"> a. Remove all weapons and documents with intelligence value. b. Return personal items of no military intelligence value such as protective clothing and equipment. c. Give prisoners receipts for personal property taken. 2. Segregate enemy prisoners of war. <ol style="list-style-type: none"> a. Segregate enemy prisoners of war by rank, sex, deserters, civilians, nationality, and ideology when possible. b. Turn wounded enemy prisoners of war over to medical personnel for evacuation through medical channels. 3. Silence enemy prisoners of war. <ol style="list-style-type: none"> a. Prevent enemy prisoners of war leaders from giving orders. b. Prevent enemy prisoners of war from planning escape. c. Do not talk in front of enemy prisoners of war except to issue orders and maintain discipline. 4. Safeguard enemy prisoners of war. <ol style="list-style-type: none"> a. Remove enemy prisoners of war from dangers of the battlefield. b. Do not allow anyone to abuse enemy prisoners of war. c. Treat enemy prisoners of war humanely. 5. Tag the enemy prisoners of war with DA Form 5976 (Enemy Prisoner of War Capture Tag). <ol style="list-style-type: none"> a. Annotate the following information: (1) Date and time of capture. (2) Capturing unit. (3) Grid coordinates of capture. (4) Circumstance of capture. b. Attach Part A to enemy prisoners of war. c. Retain Part B for unit records. d. Attach Part C to property. 6. Speed enemy prisoners of war to the rear. 		

TASK STEPS AND PERFORMANCE MEASURES	GO	NO-GO
a. Notify higher headquarters the company has an enemy prisoners of war. b. Remove enemy prisoners of war rearward to the nearest military police collection point. c. Exploit intelligence information.		

TASK PERFORMANCE / EVALUATION SUMMARY BLOCK							
ITERATION	1	2	3	4	5	M	TOTAL
TOTAL TASK STEPS EVALUATED							
TOTAL TASK STEPS "GO"							
TRAINING STATUS "GO"/"NO-GO"							

"*" indicates a leader task step.

SUPPORTING INDIVIDUAL TASKS

Task Number	Task Title	References
181-105-1001(SL1)	Comply with the Law of War and the Geneva and Hague Conventions	STP 21-1-SMCT
181-105-2001(SL2)	Enforce the Law of War and the Geneva and Hague Conventions	STP 21-24-SMCT
181-105-2002(SL2)	Conduct Combat Operations According to the Law of War	STP 21-24-SMCT
191-376-4102(SL2)	Escort EPW/CI to Rear Areas	STP 21-24-SMCT
191-378-6079(SL3)	SUPERVISE THE ESCORT OF EPWCI TO COLLECTING POINT/HOLDING AREA ENCLOSURE	STP 21-24-SMCT
191-379-4405(SL2)	PLAN MOVEMENT OF EPW/CI	STP 21-24-SMCT
850-001-2000(SL2)	Employ Accident Prevention Measures and Risk Mgt Process	STP 21-24-SMCT
850-001-3001(SL3)	Control Mission Safety Hazard	STP 21-24-SMCT
850-001-4001(SL4)	Integrate Risk Mgt Into Platoon	STP 21-24-SMCT
S1-9060.00-3000	Conduct Company and Battalion Operations According to the Laws of War	STP 21-II-MQS
S3-9060.00-1000	Conduct Small Unit Combat Operations According to the Law of War	STP 21-I-MQS STP 21-II-MQS STP 21-I-MQS

SUPPORTING COLLECTIVE TASKS: NONE

OPFOR TASKS AND STANDARDS

TASK: Disrupt Enemy Movement and Operations Using Tactical Nuclear Weapons (34-OPFOR-1002)

CONDITION: Orders have been received to use tactical nuclear weapons in the enemy's rear. Key locations have been identified.

STANDARD: Tactical nuclear missiles were delivered on target. Movement of equipment and supplies was disrupted or delayed to forward areas. Enemy equipment and supplies were destroyed. A high rate of nuclear casualties was inflicted among enemy troops.

TASK: Conduct Air Attacks (34-OPFOR-1006)

CONDITION: OPFOR elements in the rear area have forwarded the coordinates of enemy facilities/elements. OPFOR aircraft have been dispatched to attack enemy installations or convoys.

STANDARD: Support sites, command and control facilities, and/or convoys were located. Attack runs on designated targets were conducted. Enemy equipment, supplies, and vehicles were destroyed and enemy personnel were killed.

TASK: Surrender to Capturing Unit on the Battlefield (34-OPFOR-1017)

CONDITION: Friendly forces capture OPFOR element in whole or in part during operations. OPFOR soldiers have documents/equipment of tactical value with them when captured.

STANDARD: OPFOR soldiers prevented capture of documents/equipment and consistently hindered efforts of friendly forces to search, segregate, and secure them.

TASK: Attack (34-OPFOR-1010)

CONDITION: Enemy rear area support base has been located. PIR's and other intelligence requirements have been obtained by OPFOR patrols. Element has automatic and anti-armor weapons, and light mortars. Element is approximately the size of two platoons.

STANDARD: An attack plan was developed. An attack was initiated using a scheme of maneuver that exploited enemy flanks, gaps, and weaknesses. Covered and concealed routes were used to approach enemy areas. Employed indirect fire to support attack. Penetrated enemy defenses. Destroyed equipment and supplies, inflicted casualties, isolated the support base, and blocked reinforcements. The enemy unit was forced to displace.

TASK: Conduct Hasty Ambush (34-OPFOR-1003)

CONDITION: OPFOR element is moving in a concealed area when an enemy element is reported moving along an adjacent route.

STANDARD: The ambush site was prepared before the arrival of enemy element. The enemy force was surprised and casualties were inflicted within the designated kill zone. Delayed enemy march element from reaching its specified destination. Withdrew, on order, within two minutes of ambush initiation. Reported results of mission to headquarters.

TASK: Maintain Contact (34-OPFOR-1011)

CONDITION: OPFOR element is tactically engaged with enemy base defense forces. Enemy forces are withdrawing under pressure.

STANDARD: The enemy forces were engaged decisively. As the enemy withdrew, the unit or force advanced maintaining contact.

ELEMENTS: ACE HEADQUARTERS
 COMPANY HEADQUARTERS
 SVC PLT HQ
 COLL & JAM PLT HQ
 OPS SPT PLT HQ
 COMPANY

TASK: Use Passive Air Defense Measures (44-3-C220.34-0001)
 (FM 44-8) (FM 101-5-1) (FM 20-3)
 (FM 44-30) (FM 55-30)

ITERATION: 1 2 3 4 5 M (Circle)

COMMANDER/LEADER ASSESSMENT: T P U (Circle)

CONDITIONS: The platoon is in a tactical situation. Hostile aerial platforms (rotary-wing, fixed-wing, unmanned aerial vehicles) have been operating in the general area. Platoon weapons control status is "WEAPONS HOLD". Some iterations of this task should be performed in MOPP4.

TASK STANDARDS: Opposing force aerial platforms (rotary-wing, fixed-wing, unmanned aerial vehicles) did not detect the unit. The time required to perform this task in MOPP-4 and or blackout conditions is increased.

TASK STEPS AND PERFORMANCE MEASURES	GO	NO-GO
<p>* 1. Use passive air defense measures in a tactical situation.</p> <ul style="list-style-type: none"> a. Use all available resources (camouflage, cover, concealment, dispersion, etc.) to hide personnel and equipment to limit vulnerability. Air situational awareness is achieved by unit monitoring. b. Cover or shade reflective items, particularly windshields and optics. c. Establish and rehearse air attack alarms. d. Disperse vehicles, tents, and supplies to reduce vulnerability to air attack. e. Construct field fortifications with organic equipment as necessary to protect personnel and vulnerable mission-essential equipment. f. Man observation posts (daytime or nighttime) to provide warning of approaching aerial platforms (rotary-wing, fixed-wing, unmanned aerial vehicles). g. Establish a listening watch on the air defense early warning net, if equipment is available and operational. <p>* 2. Use passive air defense measures in a convoy.</p> <ul style="list-style-type: none"> a. Convoy commander briefs all unit personnel. b. Camouflage vehicles and equipment before moving out. c. Select column interval based on instructions, mission, and terrain. d. Place crew-served weapons throughout the convoy to cover front, rear, and flanks (avenues of approach). e. Assign soldiers to air guard duties with specific search sectors covering 360 degrees. f. Visually identify threat aerial platforms (rotary-wing, fixed-wing, unmanned aerial vehicles). g. Report all aircraft actions to higher headquarters.. h. Establish and rehearse air attack alarms. <p>3. Use passive air defense measures when occupying or displacing.</p> <ul style="list-style-type: none"> a. Maintain vehicle interval specified in the movement order. b. Stagger vehicles to avoid linear patterns. 		

TASK STEPS AND PERFORMANCE MEASURES	GO	NO-GO
c. Assign air guards to sectors of search that cover 360 degrees and maintain coverage until convoy completes the movement. d. Visually identify threat aerial platforms (rotary-wing, fixed-wing, unmanned aerial vehicles). e. Report all aircraft actions to higher headquarters. f. Establish vehicle order of precedence.		

TASK PERFORMANCE / EVALUATION SUMMARY BLOCK							
ITERATION	1	2	3	4	5	M	TOTAL
TOTAL TASK STEPS EVALUATED							
TOTAL TASK STEPS "GO"							
TRAINING STATUS "GO"/"NO-GO"							

"*" indicates a leader task step.

SUPPORTING INDIVIDUAL TASKS

Task Number	Task Title	References
01-9001.19-0001	Take Charge of a Platoon or Equivalent Organization	STP 21-II-MQS
03-9003.02-0001	Manage Accident Risk in Unit Operations	STP 21-I-MQS STP 21-II-MQS STP 21-I-MQS
03-9003.03-0001	Supervise the Management of Accident Risk in Unit Operations	STP 21-II-MQS
04-3303.02-0014	Prepare Platoon or Company Combat Orders	STP 21-I-MQS STP 21-II-MQS STP 21-I-MQS
052-191-1361(SL1)	CAMOUFLAGE YOURSELF AND YOUR INDIVIDUAL EQUIPMENT	STP 21-1-SMCT
052-191-1362(SL1)	CAMOUFLAGE EQUIPMENT	STP 21-1-SMCT
071-326-3013(SL3)	CONDUCT A TACTICAL ROAD MARCH	STP 21-24-SMCT
071-326-5703(SL1)	Construct Individual Fighting Positions	STP 21-1-SMCT
071-326-5704(SL2)	Supervise Construction of a Fighting Position	STP 21-24-SMCT
071-326-5705(SL2)	Establish an Observation Post	STP 21-24-SMCT
071-331-0804(SL1)	Perform Surveillance Without the Aid of Electronic Devices	STP 21-1-SMCT
071-331-0815(SL1)	Practice Noise, Light, and Litter Discipline	STP 21-1-SMCT
113-637-2001(SL1)	Communicate via a Tactical Radio	STP 21-1-SMCT
850-001-2000(SL2)	Employ Accident Prevention Measures and Risk Mgt Process	STP 21-24-SMCT
850-001-3001(SL3)	Control Mission Safety Hazard	STP 21-24-SMCT
850-001-4001(SL4)	Integrate Risk Mgt Into Platoon	STP 21-24-SMCT

SUPPORTING COLLECTIVE TASKS: NONE

OPFOR TASKS AND STANDARDS

TASK: Conduct Air Attacks (34-OPFOR-1006)

CONDITION: OPFOR elements in the rear area have forwarded the coordinates of enemy facilities/elements. OPFOR aircraft have been dispatched to attack enemy installations or convoys.

STANDARD: Support sites, command and control facilities, and/or convoys were located. Attack runs on designated targets were conducted. Enemy equipment, supplies, and vehicles were destroyed and enemy personnel were killed.

TASK: Conduct Aerial Reconnaissance (34-OPFOR-1007)

CONDITION: OPFOR HQ requires intelligence on the location and identification of enemy elements. Aircraft is dispatched to take photographs and conduct a visual inspection of enemy area.

STANDARD: Located and photographed enemy positions in assigned sectors, to include: support and storage bases and command and control facilities. Visual checks were conducted when possible. The enemy was not engaged. Priority Intelligence Requests and other Information Requirements were reported to OPFOR HQ.

TASK: Disrupt Enemy Movement and Operations Using Tactical Nuclear Weapons (34-OPFOR-1002)

CONDITION: Orders have been received to use tactical nuclear weapons in the enemy's rear. Key locations have been identified.

STANDARD: Tactical nuclear missiles were delivered on target. Movement of equipment and supplies was disrupted or delayed to forward areas. Enemy equipment and supplies were destroyed. A high rate of nuclear casualties was inflicted among enemy troops.

TASK: Attack (34-OPFOR-1010)

CONDITION: Enemy rear area support base has been located. PIR's and other intelligence requirements have been obtained by OPFOR patrols. Element has automatic and anti-armor weapons, and light mortars. Element is approximately the size of two platoons.

STANDARD: An attack plan was developed. An attack was initiated using a scheme of maneuver that exploited enemy flanks, gaps, and weaknesses. Covered and concealed routes were used to approach enemy areas. Employed indirect fire to support attack. Penetrated enemy defenses. Destroyed equipment and supplies, inflicted casualties, isolated the support base, and blocked reinforcements. The enemy unit was forced to displace.

TASK: Conduct Hasty Ambush (34-OPFOR-1003)

CONDITION: OPFOR element is moving in a concealed area when an enemy element is reported moving along an adjacent route.

STANDARD: The ambush site was prepared before the arrival of enemy element. The enemy force was surprised and casualties were inflicted within the designated kill zone. Delayed enemy march element from reaching its specified destination. Withdrew, on order, within two minutes of ambush initiation. Reported results of mission to headquarters.

TASK: Maintain Contact (34-OPFOR-1011)

CONDITION: OPFOR element is tactically engaged with enemy base defense forces. Enemy forces are withdrawing under pressure.

STANDARD: The enemy forces were engaged decisively. As the enemy withdrew, the unit or force advanced maintaining contact.

TASK: Disrupt Enemy Movement and Operations Using Persistent and Non-Persistent Chemical Weapons (34-OPFOR-1001)

CONDITION: Conventional artillery weapons or aircraft are available to deliver chemical weapons. Routes and key bases in the rear area have been selected.

STANDARD: Chemical agents were delivered into targeted areas. The movement of enemy supplies and equipment to forward areas was delayed by disrupting command and control systems. Enemy movement was successfully channeled into predesignated ambush areas. Enemy supplies and equipment were contaminated. A high rate of casualties were inflicted on enemy forces.

ELEMENTS: COMPANY
 ACE HEADQUARTERS
 COMPANY HEADQUARTERS
 SVC PLT HQ
 COLL & JAM PLT HQ
 OPS SPT PLT HQ

TASK: Take Active Combined Arms Air Defense Measures Against Hostile Aerial Platforms (44-3-C221.34-0001)
 (FM 44-8) (FM 44-30)

ITERATION: 1 2 3 4 5 M (Circle)

COMMANDER/LEADER ASSESSMENT: T P U (Circle)

CONDITIONS: Unit receives early warning of aerial platforms (rotary-wing, fixed-wing, unmanned aerial vehicles) in the area. Unit personnel detect unknown or hostile aerial platforms (rotary-wing, fixed-wing, unmanned aerial vehicles). Unit is in a tactical environment at weapons control status of "Weapons Tight." Some iterations of this task should be performed in MOPP4.

TASK STANDARDS: Unit destroyed or forced the attacking aerial platforms (rotary-wing, fixed-wing, unmanned aerial vehicles) away from friendly positions.

TASK STEPS AND PERFORMANCE MEASURES	GO	NO-GO
<p>* 1. Direct combined arms air defense measures against hostile aerial platforms not attacking a stationary unit.</p> <ul style="list-style-type: none"> a. Give air attack alarm. b. Occupy defensive positions. c. Search assigned sectors for aerial platforms. d. Identify and report presence of aerial platforms in the area and send report to higher headquarters (follow-up). <p>NOTE: When making the decision of whether or not to fire at non-attacking hostile aerial platforms with small arms, take into consideration the assigned mission and tactical situation. Unit must positively, visually identify aerial platforms prior to engaging with small arms unless the aircraft is committing a hostile act.</p> <p>DANGER: Munitions cannot distinguish between friend and foe. Review all airspace control measures. You must perform all precautionary measures to ensure the munitions you fire do not cause injury or death to friendly forces or damage to allied equipment. Even computerized systems require close observation.</p> <ul style="list-style-type: none"> e. Leader makes engagement decision. f. Unit engages the aerial platforms with all available small arms (rifles and machine guns). <p>NOTE: Expect the firing signature from small arms to disclose unit position.</p> <ul style="list-style-type: none"> g. Engagement causes no fratricide. h. Reload weapons following engagement. 		

TASK STEPS AND PERFORMANCE MEASURES			GO	NO-GO
<p>NOTES: (1) Aim points for propeller-driven aircraft are the same as for helicopters. (2) Select aim points in football field lengths: one football field equals approximately 91 meters. (3) Once the lead distance is estimated, the riflemen and machine gunners aim and fire their weapons at the aim point until the aircraft has flown past that point. Maintain the aim point, not the lead distance. The weapon should not move once the firing cycle starts. (4) Establish preselected aim points when the unit is in a static position. (5) Accuracy in relation to target hits is not necessary. Accuracy in relation to the aim point is necessary. Volume fire, a coordinated high-volume of fire the aircraft has to fly through, will achieve the desired results.</p>				
TYPE AERIAL PLATFORMS	COURSE	AIM POINT		
Jet/Cruise Missile aerial platforms nose	Crossing	Two football fields in front of		
Jet/Cruise Missile aerial platforms nose	Overhead	Two football fields in front of		
Jet/Cruise Missile nose	Directly at you	Slightly above aerial platforms		
Helicopter/UAV of nose	Crossing	One-half football field in front		
Helicopter/UAV body	Directly at you	Slightly above helicopter/UAV		
Helicopter/UAV body	Hovering	Slightly above helicopter/UAV		
<ul style="list-style-type: none"> i. Evaluate situation and move unit position as directed by the unit commander. 				
<p>* 2. Direct small arms air defense measures against hostile aerial platforms not attacking a moving target.</p> <ul style="list-style-type: none"> a. Give air attack alarm. b. Disperse vehicles laterally and in-depth, or vehicle operators continue to move the unit. c. Move vehicles to covered, concealed positions. All personnel not assigned crew-served weapons dismount and prepare to engage the aircraft or increase dispersion. d. Engage non-attacking aircraft only as directed. e. Visually identify threat aerial platforms. f. Report all aerial platform actions to higher headquarters. g. Senior leader orders the unit to engage. h. Engage the aerial platforms with all available small arms. i. Reload weapons following engagement of aircraft. 				
<p>* 3. Direct combined arms air defense measures against aerial platforms attacking stationary unit.</p> <ul style="list-style-type: none"> a. Give air attack alarm. b. All available personnel immediately engage attacking aerial platforms per tactical standing operating procedures. c. Reload weapons following the engagement. d. Personnel assigned observation posts continue to scan their assigned sectors. e. Report any aircraft action to higher headquarters. f. Report casualties to higher headquarters. 				

TASK STEPS AND PERFORMANCE MEASURES	GO	NO-GO
g. Evaluate situation and move unit position as directed by the tactical situation or tactical standing operating procedures. * 4. Direct small unit air defense measures during convoy movement. <ol style="list-style-type: none"> a. Alert vehicle commanders of impending attack. b. Disperse vehicles, alternately, to shoulders on the road (off road, if possible). Turn to covered, concealed position if terrain permits. c. Maintain vehicle intervals or increase interval or dispersion. Use evasive driving techniques. d. Dismount and take up firing positions. e. Prepare personnel to fire on orders of the senior individual present or automatically return fire (per engagement procedures) if an aircraft is attacking. f. Identify the aerial platforms. g. Engage the aerial platforms with all available small arms (rifles and machine guns). h. Reload weapons following the attack. i. Report attack to higher headquarters. j. Report casualties to higher headquarters. 		

TASK PERFORMANCE / EVALUATION SUMMARY BLOCK							
ITERATION	1	2	3	4	5	M	TOTAL
TOTAL TASK STEPS EVALUATED							
TOTAL TASK STEPS "GO"							
TRAINING STATUS "GO"/"NO-GO"							

"*" indicates a leader task step.

SUPPORTING INDIVIDUAL TASKS

Task Number	Task Title	References
01-9001.19-0001	Take Charge of a Platoon or Equivalent Organization	STP 21-II-MQS
03-9003.02-0001	Manage Accident Risk in Unit Operations	STP 21-I-MQS STP 21-II-MQS STP 21-I-MQS
03-9003.03-0001	Supervise the Management of Accident Risk in Unit Operations	STP 21-II-MQS
04-3303.02-0014	Prepare Platoon or Company Combat Orders	STP 21-I-MQS STP 21-II-MQS STP 21-I-MQS
071-008-0007(SL1)	Engage Targets with an M16A1 or M16A2 Rifle Using an AN/PAS-13 Series Thermal Sight	STP 21-1-SMCT
071-010-0006(SL1)	Engage Targets with an M249 Machine Gun	STP 21-1-SMCT
071-022-0003(SL1)	Load a Caliber .50 M2 Machine Gun	STP 21-1-SMCT
071-100-0003(SL1)	Engage Targets with an M4 or M4A1 Carbine	STP 21-1-SMCT
071-100-0006(SL1)	Load an M4 or M4A1 Carbine	STP 21-1-SMCT
071-312-4027(SL1)	Load an M249 Machine Gun	STP 21-1-SMCT
071-313-3454(SL1)	Engage Targets with a Caliber .50 M2 Machine Gun	STP 21-1-SMCT

SUPPORTING INDIVIDUAL TASKS

Task Number	Task Title	References
071-315-2308(SL1)	Engage Targets with an M16A1 or M16A2 Rifle Using a Night Vision Sight AN/PVS-4	STP 21-1-SMCT
071-326-0513(SL1)	Select Temporary Fighting Positions	STP 21-1-SMCT
071-326-3013(SL3)	CONDUCT A TACTICAL ROAD MARCH	STP 21-24-SMCT
071-331-0804(SL1)	Perform Surveillance Without the Aid of Electronic Devices	STP 21-1-SMCT
071-410-0019(SL3)	Control Organic Fires	STP 21-24-SMCT
113-637-2001(SL1)	Communicate via a Tactical Radio	STP 21-1-SMCT
441-091-2000(SL2)	Defend Against Air Attack (Active)	STP 21-24-SMCT
805C-PAD-2060(SL2)	Report Casualties	STP 21-24-SMCT
850-001-2000(SL2)	Employ Accident Prevention Measures and Risk Mgt Process	STP 21-24-SMCT
850-001-3001(SL3)	Control Mission Safety Hazard	STP 21-24-SMCT
850-001-4001(SL4)	Integrate Risk Mgt Into Platoon	STP 21-24-SMCT

SUPPORTING COLLECTIVE TASKS: NONE**OPFOR TASKS AND STANDARDS**

TASK: Conduct Air Attacks (34-OPFOR-1006)

CONDITION: OPFOR elements in the rear area have forwarded the coordinates of enemy facilities/elements. OPFOR aircraft have been dispatched to attack enemy installations or convoys.

STANDARD: Support sites, command and control facilities, and/or convoys were located. Attack runs on designated targets were conducted. Enemy equipment, supplies, and vehicles were destroyed and enemy personnel were killed.

TASK: Conduct Aerial Reconnaissance (34-OPFOR-1007)

CONDITION: OPFOR HQ requires intelligence on the location and identification of enemy elements. Aircraft is dispatched to take photographs and conduct a visual inspection of enemy area.

STANDARD: Located and photographed enemy positions in assigned sectors, to include: support and storage bases and command and control facilities. Visual checks were conducted when possible. The enemy was not engaged. Priority Intelligence Requests and other Information Requirements were reported to OPFOR HQ.

TASK: Conduct Electronic Warfare (34-OPFOR-1012)

CONDITION: OPFOR employs collection and direction finding assets (ground and air), to monitor and locate enemy forces.

STANDARD: The positions of enemy command, intelligence, and logistics units were located. The locations of the positions were forwarded to OPFOR headquarters. Jamming signals were used against enemy radio receivers. Enemy radio nets were monitored and all information of intelligence value was reported to OPFOR HQ.

TASK: Disrupt Enemy Movement and Operations Using Tactical Nuclear Weapons (34-OPFOR-1002)

CONDITION: Orders have been received to use tactical nuclear weapons in the enemy's rear. Key locations have been identified.

STANDARD: Tactical nuclear missiles were delivered on target. Movement of equipment and supplies was disrupted or delayed to forward areas. Enemy equipment and supplies were destroyed. A high rate of nuclear casualties was inflicted among enemy troops.

TASK: Attack (34-OPFOR-1010)

CONDITION: Enemy rear area support base has been located. PIR's and other intelligence requirements have been obtained by OPFOR patrols. Element has automatic and anti-armor weapons, and light mortars. Element is approximately the size of two platoons.

STANDARD: An attack plan was developed. An attack was initiated using a scheme of maneuver that exploited enemy flanks, gaps, and weaknesses. Covered and concealed routes were used to approach enemy areas. Employed indirect fire to support attack. Penetrated enemy defenses. Destroyed equipment and supplies, inflicted casualties, isolated the support base, and blocked reinforcements. The enemy unit was forced to displace.

TASK: Maintain Contact (34-OPFOR-1011)

CONDITION: OPFOR element is tactically engaged with enemy base defense forces. Enemy forces are withdrawing under pressure.

STANDARD: The enemy forces were engaged decisively. As the enemy withdrew, the unit or force advanced maintaining contact.

TASK: Disrupt Enemy Movement and Operations Using Persistent and Non-Persistent Chemical Weapons (34-OPFOR-1001)

CONDITION: Conventional artillery weapons or aircraft are available to deliver chemical weapons. Routes and key bases in the rear area have been selected.

STANDARD: Chemical agents were delivered into targeted areas. The movement of enemy supplies and equipment to forward areas was delayed by disrupting command and control systems. Enemy movement was successfully channeled into predesignated ambush areas. Enemy supplies and equipment were contaminated. A high rate of casualties were inflicted on enemy forces.

ELEMENTS: COMPANY HEADQUARTERS
 SVC PLT HQ
 COLL & JAM PLT HQ
 OPS SPT PLT HQ
 ACE HEADQUARTERS
 COMPANY

TASK: Treat Casualties (08-2-0003.34-0001)
 (FM 21-11) (AR 350-41) (AR 600-8-1)
 (FM 3-4) (FM 3-5) (STP 21-1-SMCT)
 (STP 21-24-SMCT)

ITERATION: 1 2 3 4 5 M (Circle)

COMMANDER/LEADER ASSESSMENT: T P U (Circle)

CONDITIONS: The unit has sustained casualties and has no organic medical treatment personnel. Threat force contact has been broken. Soldiers are wounded and may have chemical contamination or non-battle injuries. Some unit members are assigned the additional duty of combat lifesavers. Unit personnel are performing first aid (self-aid/buddy aid) treatment and combat lifesavers are providing enhanced first aid treatment until medical treatment personnel arrive. This task is performed simultaneously with other reorganization tasks. Higher headquarters tactical standing operating procedures and operations order are available. Simplified collective-protective equipment is on hand and/or field expedient and natural shelters are available. NOTE: This task should not be trained in MOPP-4 except when treating nuclear, biological, and chemical casualties. Some iterations of this task should be performed in MOPP4.

TASK STANDARDS: Unit personnel provided first aid treatment for casualties in accordance with FM 21-11 and combat lifesaver certification standards. In mission oriented protective posture-4, performance degradation factors increase the time required to provide treatment and limits the type of treatment provided.

TASK STEPS AND PERFORMANCE MEASURES	GO	NO-GO
* 1. Supervise first aid treatment of casualties. <ul style="list-style-type: none"> a. Develop treatment plan. b. Monitor treatment and ensure all casualties are treated. c. Direct employment of combat lifesavers to treat casualties. d. Report casualties. e. Coordinate replenishment of class VIII supplies with higher headquarters logistics element. f. Direct distribution of class VIII supplies and equipment. g. Enforce quality control procedures for class VIII items issued to unit elements. 2. Survey casualties. <ul style="list-style-type: none"> a. Check for responsiveness. b. Check for breathing. c. Check for bleeding. d. Check for head injury. e. Check for shock. f. Check for fractures, to include cervical spine and back fractures. g. Check for burns. 3. Administer life-saving first aid treatment <ul style="list-style-type: none"> a. Clear all objects from throat of casualty. 		

TASK STEPS AND PERFORMANCE MEASURES	GO	NO-GO
<p>b. Use jaw thrust method to open airway if cervical spine injury is suspected. c. Perform mouth-to-mouth resuscitation to restore casualty's breathing.</p> <p>4. Control hemorrhage. a. Apply dressing and bandages. b. Apply manual direct pressure to wound. c. Elevate extremities. d. Apply pressure dressing to wound. Apply tourniquet as last resort.</p> <p>5. Dress wounds. a. Apply occlusive dressing to an open chest wound, if possible. b. Apply dressing to an open abdominal wound. c. Apply dressing to an open head wound.</p> <p>6. Splint suspected fractures. a. Employ available materials to splint injury. b. Splint fracture in position found. c. Restrict movement of extremities. d. Check circulation for impairment.</p> <p>7. Provide first aid treatment to casualties with burns. a. Extinguish thermal burn agent(s). b. Remove chemical burn agent(s). c. Eliminate electrical burn source. d. Uncover burn unless stuck to clothing or a chemical environment exists. e. Apply field dressing, if appropriate.</p> <p>8. Provide first aid treatment for environmental injuries. a. Administer treatment for heat injuries. b. Administer first aid for frostbite.</p> <p>9. Provide first aid treatment for chemical casualties. a. Take immediate protective steps to protect self and warn others. b. Protect casualty from further contamination. c. Administer nerve agent antidote. d. Administer convulsant antidote for nerve agent, if required. e. Decontaminate casualty, if necessary.</p> <p>10. Prevent shock. a. Position casualty in the correct anti-shock position. b. Loosen clothing and equipment. c. Prevent casualty from chilling or overheating. d. Calm casualty by reassurance.</p> <p>11. Unit combat lifesavers perform enhanced first aid treatment. a. Evaluate casualty for condition and type treatment needed. b. Measure casualty's vital signs. c. Insert oropharyngeal airway in an unconscious casualty. d. Apply a splint to a fractured limb. e. Administer first aid to chemical agent casualties. f. Initiate an intravenous infusion for hypovolemic shock. g. Identify environmental injuries. h. Treat environmental injuries. i. Manage battle fatigue casualties.</p>		

TASK PERFORMANCE / EVALUATION SUMMARY BLOCK							
ITERATION	1	2	3	4	5	M	TOTAL
TOTAL TASK STEPS EVALUATED							
TOTAL TASK STEPS "GO"							
TRAINING STATUS "GO"/"NO-GO"							

"*" indicates a leader task step.

SUPPORTING INDIVIDUAL TASKS

Task Number	Task Title	References
081-831-0101(SL2)	REQUEST MEDICAL EVACUATION	STP 21-24-SMCT
081-831-1000(SL1)	EVALUATE A CASUALTY	STP 21-1-SMCT
081-831-1003(SL1)	PERFORM FIRST AID TO CLEAR AN OBJECT STUCK IN THE THROAT OF A CONSCIOUS CASUALTY	STP 21-1-SMCT
081-831-1005(SL1)	PERFORM FIRST AID TO PREVENT OR CONTROL SHOCK	STP 21-1-SMCT
081-831-1007(SL1)	PERFORM FIRST AID FOR BURNS	STP 21-1-SMCT
081-831-1008(SL1)	PERFORM FIRST AID FOR HEAT INJURIES	STP 21-1-SMCT
081-831-1025(SL1)	PERFORM FIRST AID FOR AN OPEN ABDOMINAL WOUND	STP 21-1-SMCT
081-831-1026(SL1)	PERFORM FIRST AID FOR AN OPEN CHEST WOUND	STP 21-1-SMCT
081-831-1032(SL1)	PERFORM FIRST AID FOR BLEEDING OF AN EXTREMITY	STP 21-1-SMCT
081-831-1033(SL1)	PERFORM FIRST AID FOR AN OPEN HEAD WOUND	STP 21-1-SMCT
081-831-1034(SL1)	PERFORM FIRST AID FOR A SUSPECTED FRACTURE	STP 21-1-SMCT
081-831-1042(SL1)	PERFORM MOUTH-TO-MOUTH RESUSCITATION	STP 21-1-SMCT
081-831-1044(SL1)	PERFORM FIRST AID FOR NERVE AGENT INJURY	STP 21-1-SMCT
081-831-1045(SL1)	PERFORM FIRST AID FOR COLD INJURIES	STP 21-1-SMCT
081-831-1046(SL1)	TRANSPORT A CASUALTY	STP 21-1-SMCT
081-831-1054(SL2)	EVACUATE CASUALTIES	STP 21-24-SMCT
805C-PAD-2060(SL2)	Report Casualties	STP 21-24-SMCT
850-001-2000(SL2)	Employ Accident Prevention Measures and Risk Mgt Process	STP 21-24-SMCT
850-001-3001(SL3)	Control Mission Safety Hazard	STP 21-24-SMCT
850-001-4001(SL4)	Integrate Risk Mgt Into Platoon	STP 21-24-SMCT

SUPPORTING COLLECTIVE TASKS: NONE

OPFOR TASKS AND STANDARDS

TASK: Disrupt Enemy Movement and Operations Using Persistent and Non-Persistent Chemical Weapons (34-OPFOR-1001)

CONDITION: Conventional artillery weapons or aircraft are available to deliver chemical weapons. Routes and key bases in the rear area have been selected.

STANDARD: Chemical agents were delivered into targeted areas. The movement of enemy supplies and equipment to forward areas was delayed by disrupting command and control systems. Enemy movement was successfully channeled into predesignated ambush areas. Enemy supplies and equipment were contaminated. A high rate of casualties were inflicted on enemy forces.

TASK: Disrupt Enemy Movement and Operations Using Tactical Nuclear Weapons (34-OPFOR-1002)

CONDITION: Orders have been received to use tactical nuclear weapons in the enemy's rear. Key locations have been identified.

STANDARD: Tactical nuclear missiles were delivered on target. Movement of equipment and supplies was disrupted or delayed to forward areas. Enemy equipment and supplies were destroyed. A high rate of nuclear casualties was inflicted among enemy troops.

TASK: Disrupt Friendly Defensive Operations (34-OPFOR-1014)

CONDITION: Friendly forces are establishing local defensive positions and obstacles. OPFOR element receives orders to harass and disrupt these efforts. OPFOR has offensive air support and NBC weapons available.

STANDARD: OPFOR element located and penetrated friendly positions and caused a halt or disruption in work being completed on defenses.

TASK: Breach an Obstacle (34-OPFOR-1015)

CONDITION: OPFOR lead element encounters an obstacle blocking its avenue of approach as it advances toward friendly forces.

STANDARD: OPFOR lead element breached the obstacle before the OPFOR main body reached the site.

TASK: Counter Passage of Lines (34-OPFOR-1016)

CONDITION: Friendly units are in defense positions but are expected to attempt a passage of lines. Friendly forces have close air support and NBC capabilities. The OPFOR element receives orders to disrupt the friendly passage of lines.

STANDARD: The friendly force passage of lines was delayed by the OPFOR element for a minimum of two hours.

TASK: Conduct Terrorist and Saboteur Attacks (34-OPFOR-1013)

CONDITION: OPFOR dispatches small team(s) into enemy rear area to disrupt support operations.

STANDARD: Rear support bases and command and control facilities were located. Rear area support operations were delayed and disrupted. Rear area bases were infiltrated to conduct sabotage and terrorist activities. Supplies and equipment were destroyed and casualties were inflicted.

TASK: Conduct Raid (34-OPFOR-1009)

CONDITION: OPFOR element has occupied an objective rally point and has orders to conduct a raid on a rear area base.

STANDARD: Enemy forces were surprised. Assaulted enemy support base and accomplished assigned tasks. Specified equipment and supplies were destroyed. Decisive engagement was avoided. All personnel were withdrawn from the area within the prescribed time. The collected intelligence data satisfied the Priority Intelligence Requirements.

ELEMENTS: COMPANY HEADQUARTERS
 SVC PLT HQ
 COLL & JAM PLT HQ
 OPS SPT PLT HQ
 ACE HEADQUARTERS
 COMPANY

TASK: Transport Casualties (08-2-C316.34-0001)
 (FM 8-10) (051-E-0006) (AR 385-10)
 (AR 600-8-1) (FM 3-0) (FM 12-6)
 (FM 20-400) (FM 21-11) (FM 3-4)
 (FM 3-5) (FM 57-38)

ITERATION: 1 2 3 4 5 M (Circle)

COMMANDER/LEADER ASSESSMENT: T P U (Circle)

CONDITIONS: Unit personnel are wounded and some may be chemically contaminated. Threat force contact has been broken. Unit defenses have been reorganized. Casualties are transported from defensive positions to designated casualty collection points. All methods of transport are employed. Some wounded enemy prisoners of war casualties may require transport. This task is performed simultaneously with other reorganization tasks. The tactical standing operating procedures (SOP) and higher headquarters OPORD are available. Simplified collective-protective equipment is on hand and/or field expedient and natural shelters are available. Some iterations of this task should be performed in MOPP4.

TASK STANDARDS: Casualties were transported as soon as the tactical situation permitted in accordance with the tactical standing operating procedures, OPORD, the provisions of the Geneva Conventions, and FM 8-10-16. At MOPP-4, performance degradation factors increase the time required to transport casualties.

TASK STEPS AND PERFORMANCE MEASURES	GO	NO-GO
<p>* 1. Supervise transport of casualties.</p> <ul style="list-style-type: none"> a. Monitor casualty transport operations for compliance with FM 8-10 and tactical standing operating procedures. b. Identify casualty collection points. c. Identify transport requirements. d. Supervise preparation of casualties for transport. e. Coordinate transport of casualties from unit area with higher headquarters personnel element in accordance with FM 8-10 and tactical standing operating procedures. f. Coordinate security requirements for the pickup site with sub elements and higher headquarters operations element. g. Disseminate transport information to unit personnel. h. Forward casualty feeder report and witness statements to higher headquarters personnel element in accordance with FM 12-6 and tactical standing operating procedures. <p>2. Prepare casualties for transport.</p> <ul style="list-style-type: none"> a. Provide first aide treatment to casualties. b. Report casualties, as required. c. Collect classified documents such as signal operating instructions/signal supplemental instructions, maps, overlays, and key lists. d. Secure custody of organizational equipment in accordance with tactical standing operating procedures. 		

TASK STEPS AND PERFORMANCE MEASURES	GO	NO-GO
<p>e. Forward casualty feeder reports to unit headquarters in accordance with tactical standing operating procedures.</p> <p>3. Transport casualties to casualty collection points using manual carries.</p> <ol style="list-style-type: none"> a. Select type of manual carry appropriate to situation and injury. b. Transport casualty without causing further injury in accordance with FM 8-10. <p>4. Transport casualties to casualty collection points using litter carries.</p> <ol style="list-style-type: none"> a. Identify litter team(s). b. Construct improvised litter from available material, as required. c. Secure casualty on litter. d. Transport casualty without causing further injury in accordance with FM 8-10. <p>5. Transport casualties to a medical treatment facility using available vehicles.</p> <ol style="list-style-type: none"> a. Load maximum number of casualties in accordance with FM 8-10. b. Secure casualties in vehicle. c. Transport casualties without causing further injury in accordance with FM 8-10. <p>* 6. Request aero-medical evacuation.</p> <ol style="list-style-type: none"> a. Transmit request in accordance with FM 8-10, OPORD, and tactical standing operating procedures. b. Select landing site, which provides sufficient space for helicopter hover, landing, and takeoff in accordance with FM 8-10 and FM 57-38. c. Supervise removal of all dangerous objects likely to be blown about prior to aircraft arrival. d. Supervise security of landing site in accordance with the tactical standing operating procedures. <p>7. Assist in loading ambulance.</p> <ol style="list-style-type: none"> a. Employ proper carrying and loading techniques in accordance with FM 8-10. b. Load casualties in the sequence directed by crew. c. Load casualties without causing unnecessary discomfort. d. Employ safety procedures in accordance with AR 385-10, FM 8-10, and tactical standing operating procedures. e. Employ environmental protection procedures in accordance with AR 200-1 and tactical standing operating procedures. <p>8. Transport chemically contaminated casualties.</p> <ol style="list-style-type: none"> a. Assume MOPP-4. b. Mark contaminated casualties in accordance with the tactical standing operating procedures. c. Notify supporting MTF that contaminated casualties are en route to their location. d. Transport casualties directly to a designated decontamination and treatment station. e. Protect casualties from further contamination during transport. <p>9. Transport enemy prisoner of war casualties.</p> <ol style="list-style-type: none"> a. Maintain security of enemy prisoner of war casualties in accordance with tactical standing operating procedures. b. Search enemy prisoner of war casualties for weapons and ordinance prior to evacuation. 		

TASK STEPS AND PERFORMANCE MEASURES	GO	NO-GO
c. Transport enemy prisoners of war casualties in accordance with the provisions of the Geneva Conventions and the tactical standing operating procedures.		

TASK PERFORMANCE / EVALUATION SUMMARY BLOCK							
ITERATION	1	2	3	4	5	M	TOTAL
TOTAL TASK STEPS EVALUATED							
TOTAL TASK STEPS "GO"							
TRAINING STATUS "GO"/"NO-GO"							

"*" indicates a leader task step.

SUPPORTING INDIVIDUAL TASKS

Task Number	Task Title	References
031-503-1015(SL1)	PROTECT YOURSELF FROM NBC INJURY/CONTAMINATION WITH THE APPROPRIATE MISSION-ORIENTED PROTECTIVE POSTURE (MOPP) GEAR	STP 21-1-SMCT
031-503-1023(SL2)	PROTECT YOURSELF FROM NBC INJURY/CONTAMINATION WHEN CHANGING MISSION-ORIENTED PROTECTIVE POSTURE (MOPP) GEAR	STP 21-24-SMCT
031-503-1035(SL1)	PROTECT YOURSELF FROM CHEMICAL/BIOLOGICAL CONTAMINATION USING YOUR ASSIGNED PROTECTIVE MASK	STP 21-1-SMCT
031-503-3008(SL2)	IMPLEMENT MISSION-ORIENTED PROTECTIVE POSTURE	STP 21-24-SMCT
081-831-0101(SL2)	REQUEST MEDICAL EVACUATION	STP 21-24-SMCT
081-831-1000(SL1)	EVALUATE A CASUALTY	STP 21-1-SMCT
081-831-1046(SL1)	TRANSPORT A CASUALTY	STP 21-1-SMCT
081-831-1054(SL2)	EVACUATE CASUALTIES	STP 21-24-SMCT
191-376-4102(SL2)	Escort EPW/CI to Rear Areas	STP 21-24-SMCT
441-091-2000(SL2)	Defend Against Air Attack (Active)	STP 21-24-SMCT
441-091-3000(SL3)	Supervise the Implementation of Air Defense Measures	STP 21-24-SMCT
805C-PAD-2060(SL2)	Report Casualties	STP 21-24-SMCT
850-001-2000(SL2)	Employ Accident Prevention Measures and Risk Mgt Process	STP 21-24-SMCT
850-001-3001(SL3)	Control Mission Safety Hazard	STP 21-24-SMCT
850-001-4001(SL4)	Integrate Risk Mgt Into Platoon	STP 21-24-SMCT

SUPPORTING COLLECTIVE TASKS: NONE

OPFOR TASKS AND STANDARDS

TASK: Conduct Hasty Ambush (34-OPFOR-1003)

CONDITION: OPFOR element is moving in a concealed area when an enemy element is reported moving along an adjacent route.

STANDARD: The ambush site was prepared before the arrival of enemy element. The enemy force was surprised and casualties were inflicted within the designated kill zone. Delayed enemy march element from reaching its specified destination. Withdrew, on order, within two minutes of ambush initiation. Reported results of mission to headquarters.

TASK: Disrupt Enemy Movement and Operations Using Tactical Nuclear Weapons (34-OPFOR-1002)

CONDITION: Orders have been received to use tactical nuclear weapons in the enemy's rear. Key locations have been identified.

STANDARD: Tactical nuclear missiles were delivered on target. Movement of equipment and supplies was disrupted or delayed to forward areas. Enemy equipment and supplies were destroyed. A high rate of nuclear casualties was inflicted among enemy troops.

TASK: Conduct Terrorist and Saboteur Attacks (34-OPFOR-1013)

CONDITION: OPFOR dispatches small team(s) into enemy rear area to disrupt support operations.

STANDARD: Rear support bases and command and control facilities were located. Rear area support operations were delayed and disrupted. Rear area bases were infiltrated to conduct sabotage and terrorist activities. Supplies and equipment were destroyed and casualties were inflicted.

TASK: Disrupt Friendly Defensive Operations (34-OPFOR-1014)

CONDITION: Friendly forces are establishing local defensive positions and obstacles. OPFOR element receives orders to harass and disrupt these efforts. OPFOR has offensive air support and NBC weapons available.

STANDARD: OPFOR element located and penetrated friendly positions and caused a halt or disruption in work being completed on defenses.

TASK: Breach an Obstacle (34-OPFOR-1015)

CONDITION: OPFOR lead element encounters an obstacle blocking its avenue of approach as it advances toward friendly forces.

STANDARD: OPFOR lead element breached the obstacle before the OPFOR main body reached the site.

TASK: Disrupt Enemy Movement and Operations Using Persistent and Non-Persistent Chemical Weapons (34-OPFOR-1001)

CONDITION: Conventional artillery weapons or aircraft are available to deliver chemical weapons. Routes and key bases in the rear area have been selected.

STANDARD: Chemical agents were delivered into targeted areas. The movement of enemy supplies and equipment to forward areas was delayed by disrupting command and control systems. Enemy movement was successfully channeled into predesignated ambush areas. Enemy supplies and equipment were contaminated. A high rate of casualties were inflicted on enemy forces.

TASK: Conduct Deliberate Ambush (34-OPFOR-1004)

CONDITION: OPFOR element is operating along an enemy major supply route. Intelligence has reported an enemy convoy approaching the element. Headquarters has ordered complete destruction of the march element. The march element is approximately fifteen minutes from the ambush point. OPFOR element possesses automatic weapons, anti-armor weapons, and command detonated mines.

STANDARD: Prepared ambush site before arrival of enemy convoy. Surprised enemy forces. Forced enemy march element to halt in kill zone. Killed, wounded, or captured enemy personnel and destroyed all vehicles and equipment. Consolidated and withdrew from the area on order. Results of the mission were reported to headquarters.

ELEMENTS: COMPANY HEADQUARTERS
 SVC PLT HQ
 COLL & JAM PLT HQ
 OPS SPT PLT HQ
 ACE HEADQUARTERS
 COMPANY

TASK: Conduct Battlefield Stress Reduction and Prevention Procedures (08-2-R303.34-0001)
 (FM 22-51) (158-M-1385) (DA PAM 600-63-10)
 (FM 26-2) (FM 3-4) (FM 3-5)

ITERATION: 1 2 3 4 5 M (Circle)

COMMANDER/LEADER ASSESSMENT: T P U (Circle)

CONDITIONS: Combat health support operations have commenced. Unit personnel are deployed in support of higher headquarters operations. The unit's sleep plan and SOP to manage battle fatigue have been developed. Personnel have been cross-trained on critical tasks. Operations are continuous over a prolonged period of time causing stressful situations for personnel. The commander has directed that battlefield stress management procedures be implemented. Simplified collective-protective equipment is on hand and/or field expedient and natural shelters are available. NOTE: Due to the technical knowledge and skills required to perform some military occupational specialty specific tasks, caution must be exercised when cross training personnel. For instance, nonmedical personnel cannot be cross trained to perform military occupational specialty specific medical tasks. Some iterations of this task should be performed in MOPP4.

TASK STANDARDS: Unit applied techniques to counter battlefield stress. At MOPP-4, performance degradation factors increase the need for stress prevention implementation.

TASK STEPS AND PERFORMANCE MEASURES	GO	NO-GO
<ul style="list-style-type: none"> * 1. Perform stress prevention leader actions. <ul style="list-style-type: none"> a. Issue warning orders, OPORDs, and FRAGOs to the lowest possible level. b. Provide soldiers an accurate assessment of the friendly and enemy situation. c. Brief leader's intention to all unit personnel. d. Speak positively concerning the unit's missions, purpose, and abilities. e. Encourage a positive attitude throughout the unit. f. Institute an information dissemination plan designed to quell and prevent rumors. g. Inform personnel of availability of religious support. * 2. Implement sleep plan. <ul style="list-style-type: none"> a. Provide a safe and secure area away from vehicles and other high noise activities. b. Adjust the sleep plan as dictated by tactical situation. c. Enforce the sleep plan in accordance with the tactical standing operating procedures. * 3. Implement task rotation or restructuring procedures. <ul style="list-style-type: none"> a. Alternate cross trained unit personnel on critical tasks, as required. b. Rotate unit personnel between demanding and nondemanding tasks. c. Assign two soldiers to function independently on tasks requiring a high degree of accuracy. d. Adjust task rotation policies and procedures to the tactical situation. 		

TASK STEPS AND PERFORMANCE MEASURES	GO	NO-GO
<p>* 4. Implement stress coping and management techniques.</p> <ol style="list-style-type: none"> a. Integrate new members into the unit immediately. b. Assist soldiers in resolving home front problems. c. Implement a buddy system to observe signs of stress or battle fatigue among soldiers and leaders. d. Provide instruction on relaxation techniques to all personnel prior to deployment. e. Conduct after action debriefings. f. Schedule a critical event debriefing after any especially traumatic event in accordance with FM 22-51. g. Conduct unit award, decoration, recognition, and memorial ceremonies. <p>* 5. Implement stress control techniques.</p> <ol style="list-style-type: none"> a. Implement a plan to deal with mild, seriously stressed, or battle fatigue cases. b. Assign soldiers showing signs of severe stress or battle fatigue to simple tasks. c. Direct personnel to be supportive of stressed or battle fatigue soldiers. d. Refer soldiers showing signs of serious stress or battle fatigue to supporting medical treatment facility for evaluation. e. Reintegrate "return-to-duty" soldiers into their specific element. <p>6. Employ stress prevention measures.</p> <ol style="list-style-type: none"> a. Maintain a positive attitude concerning the unit's mission, purpose, and abilities. b. Comply with commander's sleep plan. c. Identify other soldiers with signs of stress or battle fatigue. d. Provide immediate buddy aid support. e. Report signs of stress or battle fatigue in other soldiers to immediate supervisor. f. Accept new unit members immediately. g. Practice relaxation techniques at appropriate times and places. h. Participate in buddy systems and after action debriefings. 		

TASK PERFORMANCE / EVALUATION SUMMARY BLOCK							
ITERATION	1	2	3	4	5	M	TOTAL
TOTAL TASK STEPS EVALUATED							
TOTAL TASK STEPS "GO"							
TRAINING STATUS "GO"/"NO-GO"							

"*" indicates a leader task step.

SUPPORTING INDIVIDUAL TASKS

Task Number	Task Title	References
071-326-5502(SL2)	Issue a Fragmentary Order	STP 21-24-SMCT
071-326-5503(SL2)	Issue a Warning Order	STP 21-24-SMCT
071-326-5505(SL2)	Issue an Oral Operation Order	STP 21-24-SMCT
805C-PAD-4595(SL4)	Supervise Cross-leveling of Personnel	STP 21-24-SMCT
850-001-2000(SL2)	Employ Accident Prevention Measures and Risk Mgt Process	STP 21-24-SMCT
850-001-3001(SL3)	Control Mission Safety Hazard	STP 21-24-SMCT

SUPPORTING INDIVIDUAL TASKS

Task Number	Task Title	References
850-001-4001(SL4)	Integrate Risk Mgt Into Platoon	STP 21-24-SMCT
S3-9001.18-0001	Manage Organizational Stress	STP 21-II-MQS STP 21-I-MQS
S3-9001.18-0002	Minimize Combat Stress	STP 21-II-MQS STP 21-I-MQS

SUPPORTING COLLECTIVE TASKS: NONE

OPFOR TASKS AND STANDARDS

TASK: Disrupt Enemy Movement and Operations Using Persistent and Non-Persistent Chemical Weapons (34-OPFOR-1001)

CONDITION: Conventional artillery weapons or aircraft are available to deliver chemical weapons. Routes and key bases in the rear area have been selected.

STANDARD: Chemical agents were delivered into targeted areas. The movement of enemy supplies and equipment to forward areas was delayed by disrupting command and control systems. Enemy movement was successfully channeled into predesignated ambush areas. Enemy supplies and equipment were contaminated. A high rate of casualties were inflicted on enemy forces.

TASK: Conduct Air Attacks (34-OPFOR-1006)

CONDITION: OPFOR elements in the rear area have forwarded the coordinates of enemy facilities/elements. OPFOR aircraft have been dispatched to attack enemy installations or convoys.

STANDARD: Support sites, command and control facilities, and/or convoys were located. Attack runs on designated targets were conducted. Enemy equipment, supplies, and vehicles were destroyed and enemy personnel were killed.

ELEMENTS: COMPANY HEADQUARTERS
 SVC PLT HQ
 COLL & JAM PLT HQ
 OPS SPT PLT HQ
 ACE HEADQUARTERS
 COMPANY

TASK: Perform Field Sanitation Functions (08-2-R315.34-0001)
 (FM 21-10) (AR 385-10) (AR 40-5)
 (FM 21-10-1) (FM 3-4) (FM 3-5)

ITERATION: 1 2 3 4 5 M (Circle)

COMMANDER/LEADER ASSESSMENT: T P U (Circle)

CONDITIONS: Health hazards exist that require field sanitation measures. The unit is in the field without permanent sanitation or water facilities. The commander has selected and trained the unit field sanitation team. The combat health support plan, tactical standing operating procedures, and higher headquarters OPORD are available. All required sanitation equipment is available. Field sanitation measures are continuous and are performed simultaneously with other operational tasks. Simplified collective-protective equipment is on hand and/or field expedient and natural shelters are available. Some iterations of this task should be performed in MOPP4.

TASK STANDARDS: Field sanitation measures were accomplished in accordance with the tactical standing operating procedures, OPORD, and FM 21-10. Field sanitation team performed field sanitation measures in accordance with the tactical standing operating procedures, FM 21-10, and commander's guidance. At MOPP-4, only minimum essential sanitation activities are performed.

TASK STEPS AND PERFORMANCE MEASURES	GO	NO-GO
<p>* 1. Commander directs field sanitation measures.</p> <ul style="list-style-type: none"> a. Direct field sanitation activities to counter the medical threat. b. Monitor field sanitation activities for compliance with FM 21-10 and tactical standing operating procedures. c. Enforce individual field sanitation measures. d. Request assistance from the supporting preventive medicine element for sanitation problems that are beyond the expertise of the unit's field sanitation team in accordance with tactical standing operating procedures and OPORD. e. Correct field sanitation deficiencies. f. Report field sanitation deficiencies, which cannot be corrected by unit personnel to the field sanitation team. g. Enforce safety procedures in accordance with AR 385-10 and tactical standing operating procedures. h. Enforce environmental protection procedures in accordance with AR 200-1 and tactical standing operating procedures <p>2. Field sanitation team supervises unit field sanitation measures.</p> <ul style="list-style-type: none"> a. Maintain field sanitation basic load in accordance with AR 40-5 and FM 21-10-1. b. Supervise distribution of field sanitation basic load items in accordance with AR 40-5 and FM 21-10-1. c. Test unit water supply for required chlorine residual level in accordance with FM 21-10-1 and tactical standing operating procedures. 		

TASK STEPS AND PERFORMANCE MEASURES	GO	NO-GO
<ul style="list-style-type: none"> d. Inspect water containers and trailers in accordance with FM 21-10-1 and tactical standing operating procedures. e. Monitor personnel to ensure use of personal protective measures against arthropods (skin, clothing, and bed net repellent) and rodents in accordance with applicable directives and commander's guidance. f. Conduct rodents surveys, as required. g. Monitor personnel for employment of correct hygiene measures. h. Monitor waste facilities and procedures for compliance with AR 40-5, FM 21-10-1, and tactical standing operating procedures as required. i. Inspect latrines and urinals in accordance with FM 21-10-1 and tactical standing operating procedures. j. Inspect liquid and solid waste disposal facilities to ensure compliance with AR 40-5, FM 21-10-1, and tactical standing operating procedures. k. Inspect hand washing devices in accordance with FM 21-10-1 and tactical standing operating procedures. l. Inspect transport, storage, preparation, and service of food for compliance with FM 21-10-1 and tactical standing operating procedures. m. Provide advice, recommendations, and training requirements to the commander. n. Enforce safety procedures in accordance with AR 385-10 and tactical standing operating procedures. o. Enforce environmental protection procedures in accordance with AR 200-1 and tactical standing operating procedures. <p>3. Employ field sanitation measures.</p> <ul style="list-style-type: none"> a. Maintain prescribed load of water purification materials in accordance with AR 40-5, FM 21-10, and tactical standing operating procedures. b. Prepare non potable water for personal use in accordance with FM 21-10 and tactical standing operating procedures. c. Consume only water designated as potable. d. Maintain latrines and hand washing facilities in accordance with FM 21-10 and tactical standing operating procedures. e. Employ preventive measures against cold and heat injuries. f. Employ personal hygiene measures. g. Employ preventive measures against arthropod and rodent infestation, to include using skin, clothing, and bed net repellent. h. Report field sanitation deficiencies to the field sanitation team. i. Employ safety procedures in accordance with AR 385-10 and tactical standing operating procedures. j. Employ environmental protection procedures in accordance with AR 200-1 and tactical standing operating procedures. 		

TASK PERFORMANCE / EVALUATION SUMMARY BLOCK							
ITERATION	1	2	3	4	5	M	TOTAL
TOTAL TASK STEPS EVALUATED							
TOTAL TASK STEPS "GO"							
TRAINING STATUS "GO"/"NO-GO"							

"*" indicates a leader task step.

SUPPORTING INDIVIDUAL TASKS

Task Number	Task Title	References
03-8310.00-3021	Protect Yourself Against Biting Insects	STP 21-II-MQS STP 21-I-MQS
03-8310.00-3022	Protect Yourself Against Diarrhea and Dysentery	STP 21-II-MQS
03-8310.00-3023	Practice Personal Hygiene to Maintain Fitness	STP 21-I-MQS STP 21-II-MQS
04-3304.01-0002	Conduct Inspection	STP 21-I-MQS STP 21-II-MQS
04-8310.00-3017	Protect Yourself Against Cold	STP 21-I-MQS STP 21-II-MQS
04-8310.00-3018	Give First Aid for Frostbite	STP 21-I-MQS STP 21-II-MQS
04-8310.00-3019	Protect Yourself Against Heat	STP 21-I-MQS STP 21-II-MQS
04-8310.00-3020	Give First Aid for Heat Injuries	STP 21-I-MQS STP 21-II-MQS
081-831-0102	SUPERVISE UNIT PREVENTIVE MEDICINE AND FIELD SANITATION PROCEDURES	STP 21-24-SMCT
081-831-1008(SL1)	PERFORM FIRST AID FOR HEAT INJURIES	STP 21-1-SMCT
081-831-1045(SL1)	PERFORM FIRST AID FOR COLD INJURIES	STP 21-1-SMCT
081-831-1047(SL4)	SUPERVISE THE IMPLEMENTATION OF PREVENTIVE MEDICINE POLICIES	STP 21-24-SMCT
081-831-1053(SL1)	PRACTICE INDIVIDUAL PREVENTIVE MEDICINE COUNTERMEASURES	STP 21-1-SMCT
081-831-1055(SL4)	ENSURE UNIT COMBAT LIFESAVER REQUIREMENTS ARE MET	STP 21-24-SMCT
081-831-9000(SL2)	IMPLEMENT PREVENTIVE MEDICINE MEASURES (PMM)	STP 21-24-SMCT
850-001-2000(SL2)	Employ Accident Prevention Measures and Risk Mgt Process	STP 21-24-SMCT
850-001-3001(SL3)	Control Mission Safety Hazard	STP 21-24-SMCT
850-001-4001(SL4)	Integrate Risk Mgt Into Platoon	STP 21-24-SMCT

SUPPORTING COLLECTIVE TASKS: NONE**OPFOR TASKS AND STANDARDS**

TASK: Disrupt Enemy Movement and Operations Using Tactical Nuclear Weapons (34-OPFOR-1002)

CONDITION: Orders have been received to use tactical nuclear weapons in the enemy's rear. Key locations have been identified.

STANDARD: Tactical nuclear missiles were delivered on target. Movement of equipment and supplies was disrupted or delayed to forward areas. Enemy equipment and supplies were destroyed. A high rate of nuclear casualties was inflicted among enemy troops.

TASK: Disrupt Enemy Movement and Operations Using Persistent and Non-Persistent Chemical Weapons (34-OPFOR-1001)

CONDITION: Conventional artillery weapons or aircraft are available to deliver chemical weapons. Routes and key bases in the rear area have been selected.

STANDARD: Chemical agents were delivered into targeted areas. The movement of enemy supplies and equipment to forward areas was delayed by disrupting command and control systems. Enemy movement was successfully channeled into predesignated ambush areas. Enemy supplies and equipment were contaminated. A high rate of casualties were inflicted on enemy forces.

TASK: Conduct Hasty Ambush (34-OPFOR-1003)

CONDITION: OPFOR element is moving in a concealed area when an enemy element is reported moving along an adjacent route.

STANDARD: The ambush site was prepared before the arrival of enemy element. The enemy force was surprised and casualties were inflicted within the designated kill zone. Delayed enemy march element from reaching its specified destination. Withdrew, on order, within two minutes of ambush initiation. Reported results of mission to headquarters.

TASK: Conduct Air Attacks (34-OPFOR-1006)

CONDITION: OPFOR elements in the rear area have forwarded the coordinates of enemy facilities/elements. OPFOR aircraft have been dispatched to attack enemy installations or convoys.

STANDARD: Support sites, command and control facilities, and/or convoys were located. Attack runs on designated targets were conducted. Enemy equipment, supplies, and vehicles were destroyed and enemy personnel were killed.

TASK: Conduct Raid (34-OPFOR-1009)

CONDITION: OPFOR element has occupied an objective rally point and has orders to conduct a raid on a rear area base.

STANDARD: Enemy forces were surprised. Assaulted enemy support base and accomplished assigned tasks. Specified equipment and supplies were destroyed. Decisive engagement was avoided. All personnel were withdrawn from the area within the prescribed time. The collected intelligence data satisfied the Priority Intelligence Requirements.

ELEMENT: FOOD SERVICE SECTION

TASK: Provide Food Service Support (10-2-C317.34-0001)
(FM 10-23) (FM 10-23-1)

ITERATION: 1 2 3 4 5 M (Circle)

COMMANDER/LEADER ASSESSMENT: T P U (Circle)

CONDITIONS: Elements are requesting hot rations. Field kitchen area is set up and rations and water are picked up. Additional rations are requested. Unit strength reports are available. Food and water may be transported to satellite areas. Disposal facilities have been prepared. Nuclear, biological, and chemical attacks and threat force intrusions can occur during field kitchen operations. Some iterations of this task should be performed in MOPP4.

TASK STANDARDS: Provided food service support in accordance with commander's guidance.

TASK STEPS AND PERFORMANCE MEASURES	GO	NO-GO
<ul style="list-style-type: none"> * 1. Food service sergeant plans food service support. <ul style="list-style-type: none"> a. Verifies strengths of all supported units. b. Requests required amount of subsistence. c. Prepares personnel work schedules. d. Assigns duties to all food service personnel. e. Prepares production schedule, as required. f. Coordinates distribution of food to remote areas with supported units. g. Develops nuclear, biological, and chemical decontamination procedures for equipment, supplies, and personnel. h. Coordinates food service personnel defensive duties with company command post. i. Requests kitchen mess attendants support from supported units. * 2. Food service sergeant supervises field kitchen operations. <ul style="list-style-type: none"> a. Establishes operational hours as prescribed by the field feeding plan and commander's guidance. b. Assigns work schedules consistent with personnel availability and meal schedules. c. Monitors equipment operations, maintenance, and safety for compliance with appropriate technical manuals and tactical standing operating procedures. d. Coordinates additional supply requests with company supply facility. e. Forwards food service personnel and equipment status reports to company command post. f. Performs periodic inspections of personnel and equipment for proper operations and personal hygiene. g. Monitors employment of preventive measures for compliance with field sanitation policies and procedures in the tactical standing operating procedures. h. Supervises decontamination of contaminated equipment, supplies, and personnel. i. Check operations to ensure safety measures are employed. 3. Food service personnel pick up and store subsistence items. <ul style="list-style-type: none"> a. Inspect vehicle for cleanliness. b. Inspect subsistence items for condition and quantity. c. Prepare shortages, overages, and unsatisfactory subsistence listings. 		

TASK STEPS AND PERFORMANCE MEASURES	GO	NO-GO
<ul style="list-style-type: none"> d. Sign required documentation. e. Transport subsistence items from Class I point to unit field location. f. Store subsistence items in accordance with security and sanitation measures and appropriate directives. g. Wash packaged or canned food after nuclear, biological, and chemical attack. <p>4. Food service personnel prepare meals.</p> <ul style="list-style-type: none"> a. Inspect field kitchen equipment using appropriate technical manuals for proper operations. b. Employ personal hygiene measures. c. Perform preliminary food preparation procedures. d. Prepare menu items according to production schedule, when applicable. e. Prepare food for transport. f. Employ safety and sanitation measures. g. Check insulated food containers and beverage dispensers to ensure they are preheated/prechilled. h. Check insulated food containers and beverage dispensers to ensure the food is properly packed for remote feeding. i. Check that all items to support remote feeding are assembled and packed. <p>5. Food service personnel issue Class I to company representative (1SG/supply sergeant) in maneuver battalions.</p> <ul style="list-style-type: none"> a. Verify headcount with 1SG/supply sergeant. b. Issue prepared food in insulated food containers. c. Issue beverages in beverage dispensers. d. Issue sanitized serving utensils, plates, cups, flatware, and condiments to support the meal. <p>6. Food service personnel/unit personnel (depending on the method of feeding) serve meals.</p> <ul style="list-style-type: none"> a. Employ personal hygiene measures. b. Set up serving line as dictated by the tactical situation. c. Inspect mess kits (if used) to ensure they are sanitized prior to serving. d. Employ portion control. e. Maintain food at proper temperature. f. Replenish food items. g. Open no more T-Ration pans than required during serving. h. Destroy opened food after nuclear, biological, and chemical attack. i. Employ safety measures. <p>7. Food Service Personnel maintain equipment.</p> <ul style="list-style-type: none"> a. Perform before, during, and after operations preventive maintenance checks and services on assigned equipment. b. Maintain temperatures of wash and rinse water on wash line. c. Clean cooking equipment. d. Sanitize cooking equipment. e. Allow clean equipment to air dry before storing. <p>8. Food Service Personnel perform waste disposal.</p> <ul style="list-style-type: none"> a. Initiate effective trash management procedures. b. Perform liquid waste disposal. c. Perform solid waste disposal. d. Clean and sanitize vehicle thoroughly with prescribed cleaning agents. 		

TASK PERFORMANCE / EVALUATION SUMMARY BLOCK							
ITERATION	1	2	3	4	5	M	TOTAL
TOTAL TASK STEPS EVALUATED							
TOTAL TASK STEPS "GO"							
TRAINING STATUS "GO"/"NO-GO"							

"**" indicates a leader task step.

SUPPORTING INDIVIDUAL TASKS

Task Number	Task Title	References
031-503-1013(SL1)	DECONTAMINATE YOURSELF AND INDIVIDUAL EQUIPMENT USING CHEMICAL DECONTAMINATING KITS	STP 21-1-SMCT
03-8310.00-3022	Protect Yourself Against Diarrhea and Dysentery	STP 21-II-MQS
081-831-1047(SL4)	SUPERVISE THE IMPLEMENTATION OF PREVENTIVE MEDICINE POLICIES	STP 21-I-MQS STP 21-24-SMCT
081-831-1053(SL1)	PRACTICE INDIVIDUAL PREVENTIVE MEDICINE COUNTERMEASURES	STP 21-1-SMCT
081-831-9000(SL2)	IMPLEMENT PREVENTIVE MEDICINE MEASURES (PMM)	STP 21-24-SMCT
091-CLT-4029(SL2)	Supervise Preventive Maintenance Checks and Services (PMCS)	STP 21-24-SMCT
101-92Y-0001(SL4)	Supervise Supply Activities	STP 21-24-SMCT
101-92Y-0002(SL3)	Plan Tactical Re-Supply Operations	STP 21-24-SMCT
101-92Y-0003(SL2)	Enforce Compliance with Supply Discipline Procedures	STP 21-24-SMCT
101-92Y-0006(SL2)	Inspect equipment for accountability, cleanliness, and serviceability	STP 21-24-SMCT
101-CLT-0198(SL4)	Supervise Tactical Feeding Operation	STP 21-24-SMCT
850-001-2000(SL2)	Employ Accident Prevention Measures and Risk Mgt Process	STP 21-24-SMCT
850-001-3001(SL3)	Control Mission Safety Hazard	STP 21-24-SMCT
850-001-4001(SL4)	Integrate Risk Mgt Into Platoon	STP 21-24-SMCT
S3-5101.00-0269	The US Army Supply System	STP 21-II-MQS STP 21-I-MQS

SUPPORTING COLLECTIVE TASKS: NONE

OPFOR TASKS AND STANDARDS

TASK: Disrupt Enemy Movement and Operations Using Tactical Nuclear Weapons (34-OPFOR-1002)

CONDITION: Orders have been received to use tactical nuclear weapons in the enemy's rear. Key locations have been identified.

STANDARD: Tactical nuclear missiles were delivered on target. Movement of equipment and supplies was disrupted or delayed to forward areas. Enemy equipment and supplies were destroyed. A high rate of nuclear casualties was inflicted among enemy troops.

TASK: Disrupt Enemy Movement and Operations Using Persistent and Non-Persistent Chemical Weapons (34-OPFOR-1001)

CONDITION: Conventional artillery weapons or aircraft are available to deliver chemical weapons. Routes and key bases in the rear area have been selected.

STANDARD: Chemical agents were delivered into targeted areas. The movement of enemy supplies and equipment to forward areas was delayed by disrupting command and control systems. Enemy movement was successfully channeled into predesignated ambush areas. Enemy supplies and equipment were contaminated. A high rate of casualties were inflicted on enemy forces.

TASK: Conduct Hasty Ambush (34-OPFOR-1003)

CONDITION: OPFOR element is moving in a concealed area when an enemy element is reported moving along an adjacent route.

STANDARD: The ambush site was prepared before the arrival of enemy element. The enemy force was surprised and casualties were inflicted within the designated kill zone. Delayed enemy march element from reaching its specified destination. Withdrew, on order, within two minutes of ambush initiation. Reported results of mission to headquarters.

ELEMENTS: COMPANY HEADQUARTERS
 SVC PLT HQ
 COLL & JAM PLT HQ
 OPS SPT PLT HQ
 ACE HEADQUARTERS

TASK: Perform Unit Graves Registration (GRREG) Operations (10-2-C318.34-0001)
 (FM 10-63-1) (FM 10-63) (FM 3-4)
 (FM 3-5)

ITERATION: 1 2 3 4 5 M (Circle)
COMMANDER/LEADER ASSESSMENT: T P U (Circle)

CONDITIONS: The company has sustained fatalities. The tactical situation permits graves registration operations to be performed. Some remains may be contaminated. Tactical standing operating procedures is available. There are no graves registration personnel available. The task is performed by non-mortuary affairs personnel. The theater commander has authorized emergency burials. Note: At MOPP-4 only those tasks deemed mission essential by the commander are performed. Some iterations of this task should be performed in MOPP4.

TASK STANDARDS: Company either recovered the killed in action and evacuated them to a designated mortuary affairs collection point or performed an emergency burial. Personal possessions were not lost. Locations of emergency graves were recorded and reported to higher headquarters.

TASK STEPS AND PERFORMANCE MEASURES	GO	NO-GO
<ul style="list-style-type: none"> * 1. Company commander designates a search and recovery team. <ul style="list-style-type: none"> a. Selects search and recovery team leaders. b. Issues guidance. * 2. Team leader prepares for the search. <ul style="list-style-type: none"> a. Performs a map or aerial reconnaissance of the search area. b. Identifies additional support requirements. c. Requests additional support requirements from higher headquarters. d. Identifies search pattern to be used. e. Coordinates nuclear, biological, and chemical and explosive ordinance disposal assistance with higher headquarters. f. Coordinates security of area with higher headquarters. * 3. Team leader supervises the search, recovery, and evacuation operations. <ul style="list-style-type: none"> a. Briefs search and recovery team(s) on operational procedures. b. Issues personal effects bags, human remains pouches (if available), and nuclear, biological, and chemical agent tags. c. Assigns area of search. d. Monitors search and recovery team(s) operations for compliance with tactical standing operating procedures and commander's guidance. e. Coordinates evacuation operations with higher headquarters. f. Forwards situation report in accordance with tactical standing operating procedures to higher headquarters. 4. Conduct the search. <ul style="list-style-type: none"> a. Check immediate area for mines or booby traps. b. Search assigned areas for remains and personal effects. c. Mark terrain locations of remains with pegs. d. Collect all disassociated personal effects. 		

TASK STEPS AND PERFORMANCE MEASURES	GO	NO-GO
e. Record the eight digit grid coordinate of the recovery site. 5. Recover remains. a. Establish tentative identification. b. Attach nuclear, biological, and chemical tag or tag marked with a large "C" to contaminated or contagious remains. c. Attach personal effects to remains. d. Shroud remains with available materials. e. Prepare a recovery site sketch of the site. f. Prepare a map overlay of the recovery site. 6. Evacuate remains. a. Verify personal effects are attached to remains. b. Load remains in ground transportation feet first, in aircraft head first. c. Transport remains in a covered vehicle or aircraft to a designated mortuary affairs collection point. * 7. Team leader supervises emergency burials. a. Identifies specific burial site. b. Supervises marking of grave site. c. Supervises the burying of all recovered remains and their personal effects. 8. Perform emergency burials. a. Prepare the grave site. b. Place remains in the grave. c. Mark all grave sites. d. Bury U.S. , Allied, and enemy forces remains and personal effects in separate grave site(s).		

TASK PERFORMANCE / EVALUATION SUMMARY BLOCK							
ITERATION	1	2	3	4	5	M	TOTAL
TOTAL TASK STEPS EVALUATED							
TOTAL TASK STEPS "GO"							
TRAINING STATUS "GO"/"NO-GO"							

"*" indicates a leader task step.

SUPPORTING INDIVIDUAL TASKS

Task Number	Task Title	References
071-329-1006(SL1)	Navigate from One Point on the Ground to Another Point While Dismounted	STP 21-1-SMCT
071-329-1019(SL2)	Use a Map Overlay	STP 21-24-SMCT
071-329-1030(SL1)	Navigate from One Point on the Ground to Another Point While Mounted	STP 21-1-SMCT
091-CLT-4029(SL2)	Supervise Preventive Maintenance Checks and Services (PMCS)	STP 21-24-SMCT
101-515-1997(SL1)	Inter Isolated Remains (after receiving authorization)	STP 21-1-SMCT
101-515-1998(SL1)	Evacuate Isolated Remains	STP 21-1-SMCT
101-515-1999(SL1)	Recover Isolated Remains	STP 21-1-SMCT
850-001-2000(SL2)	Employ Accident Prevention Measures and Risk Mgt Process	STP 21-24-SMCT

SUPPORTING INDIVIDUAL TASKS

Task Number	Task Title	References
850-001-3001(SL3)	Control Mission Safety Hazard	STP 21-24-SMCT
850-001-4001(SL4)	Integrate Risk Mgt Into Platoon	STP 21-24-SMCT

SUPPORTING COLLECTIVE TASKS: NONE

OPFOR TASKS AND STANDARDS

TASK: Disrupt Enemy Movement and Operations Using Tactical Nuclear Weapons (34-OPFOR-1002)

CONDITION: Orders have been received to use tactical nuclear weapons in the enemy's rear. Key locations have been identified.

STANDARD: Tactical nuclear missiles were delivered on target. Movement of equipment and supplies was disrupted or delayed to forward areas. Enemy equipment and supplies were destroyed. A high rate of nuclear casualties was inflicted among enemy troops.

TASK: Disrupt Enemy Movement and Operations Using Persistent and Non-Persistent Chemical Weapons (34-OPFOR-1001)

CONDITION: Conventional artillery weapons or aircraft are available to deliver chemical weapons. Routes and key bases in the rear area have been selected.

STANDARD: Chemical agents were delivered into targeted areas. The movement of enemy supplies and equipment to forward areas was delayed by disrupting command and control systems. Enemy movement was successfully channeled into predesignated ambush areas. Enemy supplies and equipment were contaminated. A high rate of casualties were inflicted on enemy forces.

ELEMENTS: COMPANY HEADQUARTERS
 SVC PLT HQ
 COLL & JAM PLT HQ
 OPS SPT PLT HQ

TASK: Receive Airdrop Resupply (10-2-C319.34-0001)
 (FM 10-500-7) (FM 100-27) (FM 10-27)
 (FM 10-500-1)

ITERATION: 1 2 3 4 5 M (Circle)

COMMANDER/LEADER ASSESSMENT: T P U (Circle)

CONDITIONS: Since normal supply support transportation is unavailable, supplies and equipment are requested by airdrop. NOTE: Airdrop of supplies and equipment may be preplanned or immediate. Some iterations of this task should be performed in MOPP4.

TASK STANDARDS: Supplies, equipment, and rigging gear were dragged and recovered. The time to recover and daring is increased when in MOPP-4.

TASK STEPS AND PERFORMANCE MEASURES	GO	NO-GO
<ol style="list-style-type: none"> 1. Request supplies and equipment by airdrop. <ol style="list-style-type: none"> a. Identify supplies and equipment needed. b. Identify drop zone. c. State date and time of airdrop request. d. Forward request for pre planned or immediate airdrop to S4 section. * 2. Company commander develops airdrop supply and equipment receipt plan. <ol style="list-style-type: none"> a. Designates a recovery officer and safety officer. b. Verifies delivery time and location with S4 section. c. Coordinates survey of drop zone or area of operations with either pathfinders, combat control team, or drop zone survey team through S2/S3 section. d. Prepares recovery and alternate plans. e. Identifies the number of people, equipment, and vehicles required for the recovery of supplies and equipment. f. Coordinates transportation and materials handling equipment support with the S4 section. g. Briefs personnel on the tactical situation, recovery plan, and alternative plans. 3. Receive supplies and equipment. <ol style="list-style-type: none"> a. Secure drop zone or area of operations. b. Daring supplies and equipment. c. Record shortage. d. Identify damaged items. e. Evacuate supplies and equipment. f. Retrieve airdrop rigging equipment. g. Bury or destroy airdrop rigging equipment that cannot be removed. h. Inspect the drop zone to make certain no serviceable airdrop equipment is left behind. i. Forward airdrop equipment to nearest collection point or other location as directed by the S4 section. j. Forward situation report to S2/S3 and S4 sections. 		

TASK PERFORMANCE / EVALUATION SUMMARY BLOCK							
ITERATION	1	2	3	4	5	M	TOTAL
TOTAL TASK STEPS EVALUATED							
TOTAL TASK STEPS "GO"							
TRAINING STATUS "GO"/"NO-GO"							

"*" indicates a leader task step.

SUPPORTING INDIVIDUAL TASKS

Task Number	Task Title	References
101-92Y-0001(SL4)	Supervise Supply Activities	STP 21-24-SMCT
101-92Y-0002(SL3)	Plan Tactical Re-Supply Operations	STP 21-24-SMCT
113-637-2001(SL1)	Communicate via a Tactical Radio	STP 21-1-SMCT
151-357-0001(SL4)	Supervise CSS Functions During Platoon Operations	STP 21-24-SMCT
850-001-2000(SL2)	Employ Accident Prevention Measures and Risk Mgt Process	STP 21-24-SMCT
850-001-3001(SL3)	Control Mission Safety Hazard	STP 21-24-SMCT
850-001-4001(SL4)	Integrate Risk Mgt Into Platoon	STP 21-24-SMCT

SUPPORTING COLLECTIVE TASKS: NONE

OPFOR TASKS AND STANDARDS

TASK: Conduct Electronic Warfare (34-OPFOR-1012)

CONDITION: OPFOR employs collection and direction finding assets (ground and air), to monitor and locate enemy forces.

STANDARD: The positions of enemy command, intelligence, and logistics units were located. The locations of the positions were forwarded to OPFOR headquarters. Jamming signals were used against enemy radio receivers. Enemy radio nets were monitored and all information of intelligence value was reported to OPFOR HQ.

TASK: Disrupt Enemy Movement and Operations Using Tactical Nuclear Weapons (34-OPFOR-1002)

CONDITION: Orders have been received to use tactical nuclear weapons in the enemy's rear. Key locations have been identified.

STANDARD: Tactical nuclear missiles were delivered on target. Movement of equipment and supplies was disrupted or delayed to forward areas. Enemy equipment and supplies were destroyed. A high rate of nuclear casualties was inflicted among enemy troops.

TASK: Disrupt Enemy Movement and Operations Using Persistent and Non-Persistent Chemical Weapons (34-OPFOR-1001)

CONDITION: Conventional artillery weapons or aircraft are available to deliver chemical weapons. Routes and key bases in the rear area have been selected.

STANDARD: Chemical agents were delivered into targeted areas. The movement of enemy supplies and equipment to forward areas was delayed by disrupting command and control systems. Enemy movement was successfully channeled into predesignated ambush areas. Enemy supplies and equipment were contaminated. A high rate of casualties were inflicted on enemy forces.

TASK: Conduct Aerial Reconnaissance (34-OPFOR-1007)

CONDITION: OPFOR HQ requires intelligence on the location and identification of enemy elements. Aircraft is dispatched to take photographs and conduct a visual inspection of enemy area.

STANDARD: Located and photographed enemy positions in assigned sectors, to include: support and storage bases and command and control facilities. Visual checks were conducted when possible. The enemy was not engaged. Priority Intelligence Requests and other Information Requirements were reported to OPFOR HQ.

TASK: Conduct Hasty Ambush (34-OPFOR-1003)

CONDITION: OPFOR element is moving in a concealed area when an enemy element is reported moving along an adjacent route.

STANDARD: The ambush site was prepared before the arrival of enemy element. The enemy force was surprised and casualties were inflicted within the designated kill zone. Delayed enemy march element from reaching its specified destination. Withdrew, on order, within two minutes of ambush initiation. Reported results of mission to headquarters.

TASK: Maintain Contact (34-OPFOR-1011)

CONDITION: OPFOR element is tactically engaged with enemy base defense forces. Enemy forces are withdrawing under pressure.

STANDARD: The enemy forces were engaged decisively. As the enemy withdrew, the unit or force advanced maintaining contact.

TASK: Conduct Sniper Operations (34-OPFOR-1005)

CONDITION: OPFOR element has received a sniper mission from headquarters. Snipers are assigned missions in the enemy rear area along major supply routes and near support sites.

STANDARD: Infiltrated enemy area of operations and set up a well concealed location. Vehicle drivers or personnel on foot were engaged with short bursts of semiautomatic fire. Selected targets were killed or wounded. Prevented position from being discovered and evacuated the area without being detected. Results of the operation were reported to OPFOR headquarters.

TASK: Attack (34-OPFOR-1010)

CONDITION: Enemy rear area support base has been located. PIR's and other intelligence requirements have been obtained by OPFOR patrols. Element has automatic and anti-armor weapons, and light mortars. Element is approximately the size of two platoons.

STANDARD: An attack plan was developed. An attack was initiated using a scheme of maneuver that exploited enemy flanks, gaps, and weaknesses. Covered and concealed routes were used to approach enemy areas. Employed indirect fire to support attack. Penetrated enemy defenses. Destroyed equipment and supplies, inflicted casualties, isolated the support base, and blocked reinforcements. The enemy unit was forced to displace.

TASK: Conduct Air Attacks (34-OPFOR-1006)

CONDITION: OPFOR elements in the rear area have forwarded the coordinates of enemy facilities/elements. OPFOR aircraft have been dispatched to attack enemy installations or convoys.

STANDARD: Support sites, command and control facilities, and/or convoys were located. Attack runs on designated targets were conducted. Enemy equipment, supplies, and vehicles were destroyed and enemy personnel were killed.

ELEMENTS: SVC PLT HQ
COMPANY HEADQUARTERS

TASK: Provide Company Supply Support (10-2-C320.34-0001)
 (DA PAM 710-2-1) (AR 710-2) (FM 3-4)
 (FM 34-35) (FM 3-5)

ITERATION: 1 2 3 4 5 M (Circle)

COMMANDER/LEADER ASSESSMENT: T P U (Circle)

CONDITIONS: Company headquarters is receiving requests for supplies from subordinate elements. Equipment and supplies are arriving through supply channels, but additional supplies may be required. Extra small arms and ammunition are stored in the supply area. The unit tactical SOP and battalion OPORD are available. The supply area has been established and supply support is a continuous task performed simultaneously with other support and operational tasks. Some iterations of this task should be performed in MOPP4.

TASK STANDARDS: Equipment and supplies were distributed without interfering with mission requirements as established by the tactical SOP and OPORD. At MOPP-4, unit supply support was reduced to minimum essential actions.

TASK STEPS AND PERFORMANCE MEASURES	GO	NO-GO
<ul style="list-style-type: none"> * 1. Company commander directs unit supply operations. <ul style="list-style-type: none"> a. Inspects supply records and status to ensure compliance with supply regulations, directives, and tactical standing operating procedures. b. Directs inventory of supplies and equipment to calculate assets on hand. c. Inspects unit equipment, weapons, and ammunition storage areas for compliance with supply regulations, directives, and tactical standing operating procedures. d. Directs issue of supplies and equipment in accordance with battalion's guidance and tactical standing operating procedures or both sustainment controls. * 2. Supply sergeant supervises unit supply. <ul style="list-style-type: none"> a. Inspects supply status to determine total assets. b. Conducts inventory to calculate assets on hand. c. Develops supply storage plans. d. Monitors supply transactions to ensure compliance with established supply procedures. e. Supervises control of weapons and ammunition. f. Prepares input to the material condition status reports. 3. Request additional supplies. <ul style="list-style-type: none"> a. Coordinate requirements with elements. b. Calculate resupply requirements. c. Record requests on appropriate document register. d. Forward resupply requests to S4 Section. 4. Receive supplies. <ul style="list-style-type: none"> a. Inspect incoming supplies for quantity and condition. b. Record receipt on appropriate document register. c. Store supplies in accordance with storage plans. d. Notify requesting element of availability of supplies for issue. 		

TASK STEPS AND PERFORMANCE MEASURES	GO	NO-GO
5. Issue supplies. <ul style="list-style-type: none"> a. Process supply requests in accordance with appropriate regulations, directives, and tactical standing operating procedures. b. Prepare transaction documents in accordance with appropriate regulations, directives, and tactical standing operating procedures. c. Issue supplies as prescribed by commander's guidance. d. Maintain prescribed copies of transactions in accordance with appropriate regulations and directives. 6. Maintain small arms and ammunition. <ul style="list-style-type: none"> a. Control stored weapons and ammunition in accordance with appropriate regulations and command policies. b. Request ammunition resupply from S4 Section. c. Perform unit level maintenance on small arms. d. Forward weapons beyond organizational repair capabilities to support maintenance element. 		

TASK PERFORMANCE / EVALUATION SUMMARY BLOCK							
ITERATION	1	2	3	4	5	M	TOTAL
TOTAL TASK STEPS EVALUATED							
TOTAL TASK STEPS "GO"							
TRAINING STATUS "GO"/"NO-GO"							

"**" indicates a leader task step.

SUPPORTING INDIVIDUAL TASKS

Task Number	Task Title	References
03-5101.00-0281	Direct the Preparation and Maintenance of Unit Supply Records	STP 21-II-MQS
03-5101.00-0282	Direct the Storage of Unit Supplies, Weapons, Equipment, and Ammunition	STP 21-I-MQS STP 21-II-MQS
03-5101.00-0284	Inspect Unit Supply Records	STP 21-I-MQS STP 21-II-MQS STP 21-I-MQS
101-92Y-0001(SL4)	Supervise Supply Activities	STP 21-24-SMCT
101-92Y-0002(SL3)	Plan Tactical Re-Supply Operations	STP 21-24-SMCT
101-92Y-0003(SL2)	Enforce Compliance with Supply Discipline Procedures	STP 21-24-SMCT
101-92Y-0004(SL2)	Enforce Property Accountability Policies	STP 21-24-SMCT
101-92Y-0005(SL2)	Enforce Compliance with Property Accountability Policies	STP 21-24-SMCT
151-357-0001(SL4)	Supervise CSS Functions During Platoon Operations	STP 21-24-SMCT
850-001-2000(SL2)	Employ Accident Prevention Measures and Risk Mgt Process	STP 21-24-SMCT
850-001-3001(SL3)	Control Mission Safety Hazard	STP 21-24-SMCT
850-001-4001(SL4)	Integrate Risk Mgt Into Platoon	STP 21-24-SMCT
S3-5101.00-0225	Discuss Command Supply Discipline Program	STP 21-II-MQS STP 21-I-MQS
S3-5101.00-0269	The US Army Supply System	STP 21-II-MQS

SUPPORTING INDIVIDUAL TASKS

Task Number

Task Title

References
STP 21-I-MQS

SUPPORTING COLLECTIVE TASKS: NONE

OPFOR TASKS AND STANDARDS

TASK: Disrupt Enemy Movement and Operations Using Tactical Nuclear Weapons (34-OPFOR-1002)

CONDITION: Orders have been received to use tactical nuclear weapons in the enemy's rear. Key locations have been identified.

STANDARD: Tactical nuclear missiles were delivered on target. Movement of equipment and supplies was disrupted or delayed to forward areas. Enemy equipment and supplies were destroyed. A high rate of nuclear casualties was inflicted among enemy troops.

TASK: Disrupt Enemy Movement and Operations Using Persistent and Non-Persistent Chemical Weapons (34-OPFOR-1001)

CONDITION: Conventional artillery weapons or aircraft are available to deliver chemical weapons. Routes and key bases in the rear area have been selected.

STANDARD: Chemical agents were delivered into targeted areas. The movement of enemy supplies and equipment to forward areas was delayed by disrupting command and control systems. Enemy movement was successfully channeled into predesignated ambush areas. Enemy supplies and equipment were contaminated. A high rate of casualties were inflicted on enemy forces.

TASK: Conduct Hasty Ambush (34-OPFOR-1003)

CONDITION: OPFOR element is moving in a concealed area when an enemy element is reported moving along an adjacent route.

STANDARD: The ambush site was prepared before the arrival of enemy element. The enemy force was surprised and casualties were inflicted within the designated kill zone. Delayed enemy march element from reaching its specified destination. Withdrew, on order, within two minutes of ambush initiation. Reported results of mission to headquarters.

ELEMENT: COMPANY HEADQUARTERS

TASK: Maintain Company Strength (12-2-C321.34-0001)
 (FM 12-15) (FM 101-5) (FM 12-6)
 (TC 12-16)

ITERATION: 1 2 3 4 5 M (Circle)
COMMANDER/LEADER ASSESSMENT: T P U (Circle)

CONDITIONS: Company has resumed combat operations. Casualties have occurred and replacements are arriving. During operations, the unit may encounter separate or multiple air, Level I threat, nuclear, biological, and chemical, and terrorist attacks. Casualty processing and replacement actions continue during lulls in combat operations. Task may occur in a field or military operations in urban terrain environment. Tactical SOP is available. Some iterations of this task should be performed in MOPP4.

TASK STANDARDS: All personnel reports, which account for company personnel, were submitted daily or as required. New personnel were absorbed into combat critical positions. The time required to prepare increases when conducting this task in MOPP-4.

TASK STEPS AND PERFORMANCE MEASURES	GO	NO-GO
<ol style="list-style-type: none"> 1. Collect strength information from subordinate sections. <ol style="list-style-type: none"> a. Log situation report and other personnel information. b. Verify strength data. c. Correct erroneous and incomplete data. 2. Process information. <ol style="list-style-type: none"> a. Consolidate subordinate element personnel information. b. Determine critical shortages and cross leveling requirements. c. Update the battle roster. d. Prepare hasty strength reports. 3. Process replacements. <ol style="list-style-type: none"> a. Brief replacements on mission, tactical situation, company policies and procedures, specific duties, and site/company orientation. b. Add soldiers names to battle roster. c. Inspect critical clothing and equipment for shortages. d. Coordinate the issue of needed items. e. Arrange movement of replacements to platoon of assignment. * 4. First Sergeant disseminates strength information. <ol style="list-style-type: none"> a. Briefs commander on unit strength and replacement status. b. Forwards personnel situation report, hasty strength reports, Casualty Feeder Reports (DA Form 1156), and Witness Statements (DA Form 1155) to supporting S1 section. c. Informs subordinate sections of projected replacements. * 5. Company Commander performs strength management functions. <ol style="list-style-type: none"> a. Directs cross leveling. b. Verifies combat critical personnel requirements. c. Reviews strength management reports. d. Spot checks strength information processing. e. Briefs superiors on unit strength and replacement status. 		

TASK PERFORMANCE / EVALUATION SUMMARY BLOCK							
ITERATION	1	2	3	4	5	M	TOTAL
TOTAL TASK STEPS EVALUATED							
TOTAL TASK STEPS "GO"							
TRAINING STATUS "GO"/"NO-GO"							

"**" indicates a leader task step.

SUPPORTING INDIVIDUAL TASKS

Task Number	Task Title	References
01-9001.17-0003	Build a Cohesive Unit or Organization	STP 21-II-MQS STP 21-I-MQS
01-9001.19-0002	Take Charge of a Company, Staff Section, or Equivalent Sized Organization	STP 21-II-MQS
03-0170.01-1005	Perform Wartime Strength Accounting at Unit Level	STP 21-I-MQS STP 21-II-MQS
03-9001.11-0002	Establish a Positive Command Climate	STP 21-I-MQS STP 21-II-MQS
03-9001.12-0003	Communicate Effectively as a Commander or Staff Officer	STP 21-I-MQS STP 21-II-MQS
03-9001.14-0002	Motivate Subordinates to Accomplish Unit Missions	STP 21-I-MQS STP 21-II-MQS
805C-PAD-2461(SL2)	Maintain Accountability of Personnel (Status Report)	STP 21-I-MQS STP 21-24-SMCT
805C-PAD-4595(SL4)	Supervise Cross-leveling of Personnel	STP 21-24-SMCT
850-001-2000(SL2)	Employ Accident Prevention Measures and Risk Mgt Process	STP 21-24-SMCT
850-001-3001(SL3)	Control Mission Safety Hazard	STP 21-24-SMCT
850-001-4001(SL4)	Integrate Risk Mgt Into Platoon	STP 21-24-SMCT

SUPPORTING COLLECTIVE TASKS: NONE

OPFOR TASKS AND STANDARDS

TASK: Conduct Electronic Warfare (34-OPFOR-1012)

CONDITION: OPFOR employs collection and direction finding assets (ground and air), to monitor and locate enemy forces.

STANDARD: The positions of enemy command, intelligence, and logistics units were located. The locations of the positions were forwarded to OPFOR headquarters. Jamming signals were used against enemy radio receivers. Enemy radio nets were monitored and all information of intelligence value was reported to OPFOR HQ.

TASK: Disrupt Enemy Movement and Operations Using Persistent and Non-Persistent Chemical Weapons (34-OPFOR-1001)

CONDITION: Conventional artillery weapons or aircraft are available to deliver chemical weapons. Routes and key bases in the rear area have been selected.

STANDARD: Chemical agents were delivered into targeted areas. The movement of enemy supplies and equipment to forward areas was delayed by disrupting command and control systems. Enemy movement was successfully channeled into predesignated ambush areas. Enemy supplies and equipment were contaminated. A high rate of casualties were inflicted on enemy forces.

ELEMENTS: COMPANY HEADQUARTERS
 COLL & JAM PLT HQ
 OPS SPT PLT HQ
 ACE HEADQUARTERS
 COMPANY
 SVC PLT HQ

TASK: Maintain Troop Morale and Combat Capability (12-2-C338.34-0001)
 (FM 26-2) (FM 21-20) (FM 22-9)

ITERATION: 1 2 3 4 5 M (Circle)
COMMANDER/LEADER ASSESSMENT: T P U (Circle)

CONDITIONS: Company is preparing to resume combat operations. During preparations, the unit may encounter separate or multiple air, level-1 threat, nuclear, biological, and chemical, and terrorist attacks. Preparations occur during lulls in combat operations. Task may occur in a field or military operations in urban terrain environment. tactical standing operating procedures is available. Some iterations of this task should be performed in MOPP4.

TASK STANDARDS: The company followed and applied techniques to counter performance degradation and to enhance combat effectiveness. The time required to prepare is increased when conducting this task in MOPP-4.

TASK STEPS AND PERFORMANCE MEASURES	GO	NO-GO
<ul style="list-style-type: none"> * 1. Company commander executes actions to keep soldiers informed. <ul style="list-style-type: none"> a. Issues warning orders, OPORDs, and FRAGOs to the lowest possible level. b. Provides soldiers an accurate assessment of the friendly and enemy situation. c. Informs soldiers of the leaders' intentions. d. Speaks positive concerning the unit's mission, purpose, and abilities. e. Encourages a positive attitude throughout the unit. f. Quell and prevent rumors. g. Disseminates command information including the availability of religious support. * 2. Company commander and first sergeant implement the unit's sleep plan. <ul style="list-style-type: none"> a. Develop the unit's sleep plan. b. Provide and designate safe, secure areas away from vehicles and mission site for sleep. c. Provide opportunity for the maximum number of soldiers to sleep/rest when possible. d. Specify and provide time for leaders to sleep/rest. e. Adjust the plan to the tactical situation. * 3. Implement task rotation restructuring procedures. <ul style="list-style-type: none"> a. Cross train soldiers on critical tasks. b. Develop plans for the rotation of soldiers between demanding and nondemanding tasks. c. Assign two soldiers to function independently on tasks requiring a high degree of accuracy, e.g. mathematical computations (duplicate efforts). * 4. Implement stress coping and management techniques. <ul style="list-style-type: none"> a. Teach soldiers relaxation techniques prior to deployment. 		

TASK STEPS AND PERFORMANCE MEASURES	GO	NO-GO
<p>b. Ensure the unit implements a "buddy system" to observe signs of stress or battle fatigue among soldiers and leaders.</p> <p>c. Ensure soldiers use relaxation techniques when needed.</p> <p>d. Facilitate the acceptance of newly arrived soldiers into the unit.</p> <p>e. Reintegrate return-to-duty, stressed, or battle fatigued soldiers into the unit.</p> <p>* 5. Company commander/first sergeant implement stress treatment techniques.</p> <p>a. Develop a plan to deal with "mild" and more serious stress or battle fatigue cases.</p> <p>b. Assign soldiers who show signs of stress or battle fatigue to simpler tasks.</p> <p>c. Ensure soldiers are supportive, in speech and behavior, of soldiers suffering from stress or battle fatigue.</p> <p>d. Move stressed or battle fatigued soldiers (who do not show improvement after resting) to unit trains, supporting units, or medical facilities.</p> <p>e. Refer for medical evaluation or care, those soldiers who have serious signs of stress or battle fatigue or are not recuperating.</p> <p>6. Company command group provides morale, welfare, and recreation support.</p> <p>a. Implement a sports programs as mission allows.</p> <p>b. Provide hot rations.</p> <p>c. Coordinate soldier mail support.</p> <p>d. Coordinate combat payments.</p> <p>e. Coordinate clothing exchange and personal hygiene area support.</p> <p>f. Coordinate issue and sale of soldier comfort, morale, and welfare items.</p> <p>g. Coordinate legal support.</p> <p>h. Advise higher headquarters on unit morale, welfare, and recreation status.</p> <p>* 7. Maintain soldiers' fitness.</p> <p>a. Monitor soldiers' fitness.</p> <p>b. Conduct physical training (as the time and combat situation allow).</p> <p>c. Implement personal hygiene and field sanitation procedures.</p> <p>d. Correct problem areas.</p> <p>e. Brief the commander on soldiers fitness status.</p> <p>* 8. Company commander administers Uniform Code of Military Justice.</p> <p>a. Evaluates evidence and determines appropriate disposition of reported violations of the Uniform Code of Military Justice.</p> <p>b. Administers nonjudicial punishment.</p> <p>c. Forwards charges for trial by courts martial.</p> <p>* 9. Company commander disposes of disciplinary infractions and misconduct by other than Judicial or nonjudicial proceedings.</p> <p>a. Counsels soldiers for indebtedness.</p> <p>b. Counsels soldiers for nonsupport of dependents.</p> <p>c. Initiates letters of reprimand/admonition.</p> <p>d. Initiates administrative separations.</p>		

TASK PERFORMANCE / EVALUATION SUMMARY BLOCK							
ITERATION	1	2	3	4	5	M	TOTAL
TOTAL TASK STEPS EVALUATED							
TOTAL TASK STEPS "GO"							
TRAINING STATUS "GO"/"NO-GO"							

"*" indicates a leader task step.

SUPPORTING INDIVIDUAL TASKS

Task Number	Task Title	References
01-9001.17-0003	Build a Cohesive Unit or Organization	STP 21-II-MQS STP 21-I-MQS
01-9001.19-0002	Take Charge of a Company, Staff Section, or Equivalent Sized Organization	STP 21-II-MQS STP 21-I-MQS
01-9007.01-0250	Brief to Inform, Persuade, or Direct	STP 21-II-MQS STP 21-I-MQS
01-9080.10-3001	Administer Military Justice at Company Level	STP 21-II-MQS STP 21-I-MQS
03-0001.00-0028	Develop a Physical Fitness Program at the Company or Battalion Level	STP 21-II-MQS STP 21-I-MQS
03-0150.00-1003	Recommend Enlisted Personnel for Reduction for Inefficiency or Misconduct	STP 21-II-MQS STP 21-I-MQS
03-9001.11-0002	Establish a Positive Command Climate	STP 21-II-MQS STP 21-I-MQS
03-9001.12-0003	Communicate Effectively as a Commander or Staff Officer	STP 21-II-MQS STP 21-I-MQS
03-9001.14-0002	Motivate Subordinates to Accomplish Unit Missions	STP 21-II-MQS STP 21-I-MQS
03-9001.15-0002	Conduct Subordinate Counseling	STP 21-II-MQS STP 21-I-MQS
03-9001.15-0003	Develop a Unit Counseling Program	STP 21-II-MQS STP 21-I-MQS
03-9003.02-0001	Manage Accident Risk in Unit Operations	STP 21-II-MQS STP 21-I-MQS
03-9003.03-0001	Supervise the Management of Accident Risk in Unit Operations	STP 21-II-MQS STP 21-I-MQS
181-101-2023(SL2)	Enforce the Uniform Code of Military Justice (UCMJ)	STP 21-24-SMCT
805C-PAD-1245(SL4)	Support Unit And Family Readiness Through The Army Family Team Building (AFTB) Program	STP 21-24-SMCT
805C-PAD-2044(SL2)	Recommend Individual for Award and/or Decoration	STP 21-24-SMCT
805C-PAD-4595(SL4)	Supervise Cross-leveling of Personnel	STP 21-24-SMCT
850-001-2000(SL2)	Employ Accident Prevention Measures and Risk Mgt Process	STP 21-24-SMCT
850-001-3001(SL3)	Control Mission Safety Hazard	STP 21-24-SMCT
850-001-4001(SL4)	Integrate Risk Mgt Into Platoon	STP 21-24-SMCT
S1-0150.00-1001	Monitor the Suspension of Favorable Personnel Actions - FLAG	STP 21-II-MQS STP 21-I-MQS
S3-0150.00-1002	Process Administrative Discharges	STP 21-II-MQS STP 21-I-MQS
S3-9001.18-0002	Minimize Combat Stress	STP 21-II-MQS STP 21-I-MQS

SUPPORTING COLLECTIVE TASKS: NONE

OPFOR TASKS AND STANDARDS

TASK: Disrupt Enemy Movement and Operations Using Persistent and Non-Persistent Chemical Weapons (34-OPFOR-1001)

CONDITION: Conventional artillery weapons or aircraft are available to deliver chemical weapons. Routes and key bases in the rear area have been selected.

STANDARD: Chemical agents were delivered into targeted areas. The movement of enemy supplies and equipment to forward areas was delayed by disrupting command and control systems. Enemy movement was successfully channeled into predesignated ambush areas. Enemy supplies and equipment were contaminated. A high rate of casualties were inflicted on enemy forces.

TASK: Conduct Air Attacks (34-OPFOR-1006)

CONDITION: OPFOR elements in the rear area have forwarded the coordinates of enemy facilities/elements. OPFOR aircraft have been dispatched to attack enemy installations or convoys.

STANDARD: Support sites, command and control facilities, and/or convoys were located. Attack runs on designated targets were conducted. Enemy equipment, supplies, and vehicles were destroyed and enemy personnel were killed.

ELEMENTS: ACE HEADQUARTERS
 COMPANY HEADQUARTERS
 SVC PLT HQ
 COLL & JAM PLT HQ
 OPS SPT PLT HQ
 COMPANY

TASK: Combat Battlefield Stress (12-3-C215.34-0001)
 (FM 22-9) (FM 26-2)

ITERATION: 1 2 3 4 5 M (Circle)
COMMANDER/LEADER ASSESSMENT: T P U (Circle)

CONDITIONS: Element is deployed performing its combat mission on a continuous or near continuous basis over prolonged periods of time. Some iterations of this task should be performed in MOPP4.

TASK STANDARDS: The element followed and applied techniques to counter degradation of morale, training, and physical condition of personnel.

TASK STEPS AND PERFORMANCE MEASURES	GO	NO-GO
<p>* 1. Perform leader actions.</p> <ul style="list-style-type: none"> a. Keep soldiers informed. b. Issue warning orders, OPORDs, and FRAGOs to the lowest possible level. c. Provide soldiers an accurate assessment of the friendly and OPFOR situation. d. Tell the soldiers of the leader's intentions. e. Speak positively concerning the element's mission, purpose, and abilities. f. Maintain a positive attitude throughout the element. g. Quell and prevent rumors. <p>* 2. Implement element sleep plan.</p> <ul style="list-style-type: none"> a. Develop and enforce a specific work-rest-sleep plan. b. Provide safe, secure areas away from vehicles and other activities for sleep. c. Provide opportunity for the maximum number of soldiers to sleep or rest when possible. d. Specify and provide time for leaders to sleep or rest. e. Adjust the plan to the tactical situation. f. Ensure all soldiers receive a minimum of four hours uninterrupted sleep and/or five hours interrupted sleep per 24-hour period, preferably between the hours of 2400 and 0600. <p>NOTE: This is the minimum requirement for sustained operations.</p> <ul style="list-style-type: none"> g. Priority for sleep should go to those whose judgment and decision making are critical to mission accomplishment. <p>* 3. Implement task rotation or restructuring procedures.</p> <ul style="list-style-type: none"> a. Cross train soldiers on critical tasks. b. Develop a plan for rotation of soldiers between demanding and nondemanding tasks. c. Assign two soldiers to function independently on tasks requiring a high degree of accuracy (for example, mathematical computations (duplicate efforts)). <p>* 4. Implement stress coping and management techniques.</p>		

TASK STEPS AND PERFORMANCE MEASURES	GO	NO-GO
<p>a. Implement a buddy system to observe signs of stress or battle fatigue among soldiers and leaders.</p> <p>NOTE: Indicators of stress or battle fatigue (list is not all inclusive): 1. Shaking, constant moving around. 2. Physical exhaustion. 3. Tension, head and back ache. 4. Vacant stare. 5. Rapid talking, constant suggesting. 6. Memory loss (time, place, orders). 7. Social withdrawal, silence. 8. Rapid emotional shifts. 9. Arguing, starting fights. 10. Inattention to personal hygiene.</p> <p>b. Ensure soldiers use relaxation techniques when needed.</p> <p>NOTE: Relaxation techniques: 1. Take deep breaths, shrug shoulders. 2. Stretch your entire body. 3. Tense muscles for five seconds, then relax, start with toes and work upward to your head. 4. Think "relax," practice self suggestion techniques.</p> <p>* 5. Orient and ensure acceptance of newly arrived soldiers into the element.</p> <p>a. Where soldier works.</p> <p>b. With whom soldier works.</p> <p>c. Make soldier feel like part of the team.</p> <p>d. Inventory soldier's equipment.</p> <p>e. Issue any shortages.</p> <p>f. Brief new soldiers on present situation.</p> <p>g. Furnish and brief soldiers on tactical standing operating procedures.</p> <p>h. Inquire about personnel data and training skills.</p> <p>* 6. Reintegrate return-to-duty, stress, or battle fatigued soldiers into the element.</p>		

TASK PERFORMANCE / EVALUATION SUMMARY BLOCK							
ITERATION	1	2	3	4	5	M	TOTAL
TOTAL TASK STEPS EVALUATED							
TOTAL TASK STEPS "GO"							
TRAINING STATUS "GO"/"NO-GO"							

"*" indicates a leader task step.

SUPPORTING INDIVIDUAL TASKS

Task Number	Task Title	References
04-5030.00-2018	Check Soldiers Sleeping in Mission-Oriented Protective Posture 4	STP 21-II-MQS
071-326-5502(SL2)	Issue a Fragmentary Order	STP 21-I-MQS
071-326-5503(SL2)	Issue a Warning Order	STP 21-24-SMCT
071-326-5505(SL2)	Issue an Oral Operation Order	STP 21-24-SMCT
081-831-1000(SL1)	EVALUATE A CASUALTY	STP 21-1-SMCT
081-831-1047(SL4)	SUPERVISE THE IMPLEMENTATION OF PREVENTIVE MEDICINE POLICIES	STP 21-24-SMCT
081-831-1053(SL1)	PRACTICE INDIVIDUAL PREVENTIVE MEDICINE COUNTERMEASURES	STP 21-1-SMCT
081-831-1054(SL2)	EVACUATE CASUALTIES	STP 21-24-SMCT
081-831-9000(SL2)	IMPLEMENT PREVENTIVE MEDICINE MEASURES (PMM)	STP 21-24-SMCT
805C-PAD-4595(SL4)	Supervise Cross-leveling of Personnel	STP 21-24-SMCT
850-001-2000(SL2)	Employ Accident Prevention Measures and Risk Mgt Process	STP 21-24-SMCT
850-001-3001(SL3)	Control Mission Safety Hazard	STP 21-24-SMCT

SUPPORTING INDIVIDUAL TASKS

Task Number	Task Title	References
850-001-4001(SL4)	Integrate Risk Mgt Into Platoon	STP 21-24-SMCT
S3-9001.18-0001	Manage Organizational Stress	STP 21-II-MQS STP 21-I-MQS
S3-9001.18-0002	Minimize Combat Stress	STP 21-II-MQS STP 21-I-MQS

SUPPORTING COLLECTIVE TASKS: NONE

OPFOR TASKS AND STANDARDS

TASK: Conduct Aerial Reconnaissance (34-OPFOR-1007)

CONDITION: OPFOR HQ requires intelligence on the location and identification of enemy elements. Aircraft is dispatched to take photographs and conduct a visual inspection of enemy area.

STANDARD: Located and photographed enemy positions in assigned sectors, to include: support and storage bases and command and control facilities. Visual checks were conducted when possible. The enemy was not engaged. Priority Intelligence Requests and other Information Requirements were reported to OPFOR HQ.

TASK: Conduct Air Attacks (34-OPFOR-1006)

CONDITION: OPFOR elements in the rear area have forwarded the coordinates of enemy facilities/elements. OPFOR aircraft have been dispatched to attack enemy installations or convoys.

STANDARD: Support sites, command and control facilities, and/or convoys were located. Attack runs on designated targets were conducted. Enemy equipment, supplies, and vehicles were destroyed and enemy personnel were killed.

ELEMENTS: ACE HEADQUARTERS
 SVC PLT HQ
 COLL & JAM PLT HQ
 OPS SPT PLT HQ

TASK: Maintain Platoon Strength (12-3-C216.34-0001)
 (FM 12-15) (FM 12-6) (FM 3-3)
 (FM 3-5) (TC 12-16)

ITERATION: 1 2 3 4 5 M (Circle)

COMMANDER/LEADER ASSESSMENT: T P U (Circle)

CONDITIONS: Platoon has resumed combat operations. Casualties have occurred and replacements are arriving. During operations, the unit may encounter separate or multiple air; level 1 threat; nuclear, biological, and chemical; and terrorist attacks. Casualty processing and replacement actions continue during lulls in combat operations. Task may occur in a field or military operations in urban terrain environment. Tactical standing operating procedures is available. Some iterations of this task should be performed in MOPP4.

TASK STANDARDS: A personnel status report that accounts for all platoon personnel was provided daily or as required. The time required to prepare is increased when conducting this task in MOPP-4.

TASK STEPS AND PERFORMANCE MEASURES	GO	NO-GO
<ol style="list-style-type: none"> 1. Take immediate action. <ol style="list-style-type: none"> a. Perform first aid on wounded soldiers. b. Request medical aid (as needed). * 2. Report personnel status of squad. <ol style="list-style-type: none"> a. Account for all assigned or attached personnel. b. Prepare DA Form 1156 (Casualty Feeder Report) for killed or wounded soldiers (body under U.S. control). c. Prepare DA Form 1155 (Witness Statement on individual) for captured or missing soldiers (body not under U.S. control). d. Forward reports and completed forms to the company command post. * 3. Platoon leader/platoon sergeant process strength information. <ol style="list-style-type: none"> a. Consolidate squad personnel reports. b. Record situation reports and other personnel information. c. Direct cross leveling training to fill critical positions caused by casualties. d. Collect casualty reports (DA Forms 1155 and 1156). e. Update battle roster/platoon strength accountability system. f. Determine critical replacement requirements. g. Prepare strength report in accordance with the unit standing operating procedures. * 4. Platoon leader/platoon sergeant process replacements. <ol style="list-style-type: none"> a. Brief replacements on mission, tactical situation, platoon policies and procedures, specific duties, and site/platoon orientation. b. Enter soldiers' name, MOS, and duty position onto platoon accountability system/battle roster. c. Inspect soldiers for combat critical clothing and equipment. d. Arrange for issue of missing required items of combat critical clothing and equipment. e. Implement buddy system. 		

TASK STEPS AND PERFORMANCE MEASURES	GO	NO-GO
f. Arrange for movement of soldiers to assignments.		
* 5. Platoon leader/platoon sergeant report personnel status. a. Forward completed DA Forms 1155 and 1156. b. Transmit strength report and other requested personnel information.		

TASK PERFORMANCE / EVALUATION SUMMARY BLOCK							
ITERATION	1	2	3	4	5	M	TOTAL
TOTAL TASK STEPS EVALUATED							
TOTAL TASK STEPS "GO"							
TRAINING STATUS "GO"/"NO-GO"							

"*" indicates a leader task step.

SUPPORTING INDIVIDUAL TASKS

Task Number	Task Title	References
01-9001.17-0002	Develop a Cohesive Platoon Sized Organization	STP 21-II-MQS
01-9007.01-0250	Brief to Inform, Persuade, or Direct	STP 21-I-MQS STP 21-II-MQS STP 21-I-MQS
03-9007.01-0020	Give Briefings	STP 21-II-MQS STP 21-I-MQS
071-430-0007(SL4)	Consolidate a Platoon Following Enemy Contact While in the Defense	STP 21-24-SMCT
071-430-0008(SL4)	Reorganize a Platoon Following Enemy Contact While in the Defense	STP 21-24-SMCT
081-831-0101(SL2)	REQUEST MEDICAL EVACUATION	STP 21-24-SMCT
081-831-1000(SL1)	EVALUATE A CASUALTY	STP 21-1-SMCT
081-831-1003(SL1)	PERFORM FIRST AID TO CLEAR AN OBJECT STUCK IN THE THROAT OF A CONSCIOUS CASUALTY	STP 21-1-SMCT
081-831-1005(SL1)	PERFORM FIRST AID TO PREVENT OR CONTROL SHOCK	STP 21-1-SMCT
081-831-1007(SL1)	PERFORM FIRST AID FOR BURNS	STP 21-1-SMCT
081-831-1025(SL1)	PERFORM FIRST AID FOR AN OPEN ABDOMINAL WOUND	STP 21-1-SMCT
081-831-1026(SL1)	PERFORM FIRST AID FOR AN OPEN CHEST WOUND	STP 21-1-SMCT
081-831-1032(SL1)	PERFORM FIRST AID FOR BLEEDING OF AN EXTREMITY	STP 21-1-SMCT
081-831-1033(SL1)	PERFORM FIRST AID FOR AN OPEN HEAD WOUND	STP 21-1-SMCT
081-831-1034(SL1)	PERFORM FIRST AID FOR A SUSPECTED FRACTURE	STP 21-1-SMCT
081-831-1042(SL1)	PERFORM MOUTH-TO-MOUTH RESUSCITATION	STP 21-1-SMCT
081-831-1044(SL1)	PERFORM FIRST AID FOR NERVE AGENT INJURY	STP 21-1-SMCT
081-831-1046(SL1)	TRANSPORT A CASUALTY	STP 21-1-SMCT
081-831-1054(SL2)	EVACUATE CASUALTIES	STP 21-24-SMCT

SUPPORTING INDIVIDUAL TASKS

Task Number	Task Title	References
805C-PAD-2060(SL2)	Report Casualties	STP 21-24-SMCT
805C-PAD-2461(SL2)	Maintain Accountability of Personnel (Status Report)	STP 21-24-SMCT
805C-PAD-4595(SL4)	Supervise Cross-leveling of Personnel	STP 21-24-SMCT
850-001-2000(SL2)	Employ Accident Prevention Measures and Risk Mgt Process	STP 21-24-SMCT
850-001-3001(SL3)	Control Mission Safety Hazard	STP 21-24-SMCT
850-001-4001(SL4)	Integrate Risk Mgt Into Platoon	STP 21-24-SMCT

SUPPORTING COLLECTIVE TASKS: NONE**OPFOR TASKS AND STANDARDS**

TASK: Conduct Electronic Warfare (34-OPFOR-1012)

CONDITION: OPFOR employs collection and direction finding assets (ground and air), to monitor and locate enemy forces.

STANDARD: The positions of enemy command, intelligence, and logistics units were located. The locations of the positions were forwarded to OPFOR headquarters. Jamming signals were used against enemy radio receivers. Enemy radio nets were monitored and all information of intelligence value was reported to OPFOR HQ.

TASK: Disrupt Enemy Movement and Operations Using Persistent and Non-Persistent Chemical Weapons (34-OPFOR-1001)

CONDITION: Conventional artillery weapons or aircraft are available to deliver chemical weapons. Routes and key bases in the rear area have been selected.

STANDARD: Chemical agents were delivered into targeted areas. The movement of enemy supplies and equipment to forward areas was delayed by disrupting command and control systems. Enemy movement was successfully channeled into predesignated ambush areas. Enemy supplies and equipment were contaminated. A high rate of casualties were inflicted on enemy forces.

ELEMENTS: COMPANY
 SVC PLT HQ
 COLL & JAM PLT HQ
 OPS SPT PLT HQ
 COMPANY HEADQUARTERS
 ACE HEADQUARTERS

TASK: Conduct Assembly Area Activities (17-2-2000.34-0001)

ITERATION: 1 2 3 4 5 M (Circle)

COMMANDER/LEADER ASSESSMENT: T P U (Circle)

CONDITIONS: The company/troop receives an OPORD/FRAGO directing it to occupy an assembly area, either independently or as part of a larger unit, in preparation for follow-on missions. The order and/or unit standing operating procedures specify required assembly area activities, readiness condition levels, and priorities of work. Contact is not expected. Some iterations of this task should be performed in MOPP4.

TASK STANDARDS: The company/troop entered the assembly area without stopping or blocking the route of march, established local security, and maintained appropriate readiness condition levels. The unit performed all specified assembly area procedures and executed priorities of work as specified in the OPORD/FRAGO/SOP or by the commander. If available, the troop uses digital equipment to accomplish the mission. No friendly unit suffered casualties or equipment damage as a result of fratricide.

TASK STEPS AND PERFORMANCE MEASURES	GO	NO-GO
<p>* 1. Commander designates and briefs quartering party personnel.</p> <p>a. Assigns quartering party personnel in accordance with higher commander's guidance, SOP, and/or tactical requirements.</p> <p>NOTE: The quartering party leader is usually the troop 1SG, a platoon sergeant, or the senior platoon leader.</p> <p>b. Briefs quartering party leader on the following:</p> <ul style="list-style-type: none"> (1) Location, boundaries, and orientation of assembly area; (2) Designated platoon areas; (3) Designated tactical command post and support element areas (4) Designated entrances/exits of assembly area; (5) Route the main body will take to assembly area; (6) Tentative arrival time of unit at release point; (7) Order of march the unit will be in when it reaches release point (if moving as part of larger element); (8) Additional equipment/personnel needed to conduct quartering party activities in accordance with OPORD/mission, enemy, terrain, troops, time available, and civilian considerations (METT-TC)/higher commander's guidance, if necessary; (9) Coordination requirements with higher unit's quartering party leader (if conducting quartering party activities as part of a higher unit quartering party); (10) Time and composition of last known enemy activity along route or in tentative assembly area; (11) Known friendly activity along route or in tentative assembly area. <p>* 2. Quartering party leader assembles, briefs, and inspects quartering party personnel.</p>		

TASK STEPS AND PERFORMANCE MEASURES	GO	NO-GO
<p>a. Assembles required personnel in accordance with OPORD, METT-TC, or commander's guidance.</p> <p>b. Briefs quartering party personnel on mission.</p> <p>c. Inspects quartering party personnel and equipment.</p> <p>* 3. Quartering party leader coordinates with higher unit quartering party leader, as necessary.</p> <p>NOTE: Quartering party should include nuclear, biological, and chemical reconnaissance assets/equipment to conduct assessment of proposed assembly area.</p> <p>4. Quartering party moves to assembly area site.</p> <p>* 5. Quartering party leader reports arrival at assembly area (FM voice/digital).</p> <p>6. Quartering party conducts quartering party activities.</p> <p>a. Reconnoiters area for suitability in accordance with commander's guidance or METT-TC, ensuring, ideally, the site provides:</p> <ol style="list-style-type: none"> (1) Concealment from air and ground observation; (2) Cover from direct fire; (3) Space for dispersion of vehicles, personnel, and equipment; (4) Entrances, exits, and an internal roadway that provides two way vehicle movement, a firm road surface, and good drainage. <p>b. Organizes and improves area in accordance with commander's guidance and METT-TC.</p> <ol style="list-style-type: none"> (1) Selects and marks vehicle positions. (2) Improves and marks entrances and exits, as necessary. (3) Reduces and/or marks obstacles within capabilities. <p>c. Emplaces manned observation posts, electronic surveillance equipment, and nuclear, biological, and chemical detection equipment, as necessary.</p> <p>d. Makes initial contact with local residents, as necessary.</p> <p>e. Posts guides at release point or entrance to assembly area.</p> <p>7. Unit arrives at and conducts initial occupation of assembly area.</p> <ol style="list-style-type: none"> a. Clears release point without stopping. b. Follows directions from guides and moves into designated vehicle positions. c. Orients weapons systems to cover tentative sectors of responsibility. d. Reports initial occupation to higher headquarters (FM voice/digital). <p>* 8. Commander initiates assembly area activities.</p> <ol style="list-style-type: none"> a. Reviews organization and suitability of assembly area with quartering party leader. b. Checks suitability of command post location. c. Ensures overlapping observation and direct fire coverage. <p>NOTE: 360-degree observation and direct fire weapons coverage is mandatory if the unit is occupying the assembly area by itself.</p> <ol style="list-style-type: none"> d. Directs platoon leaders to prepare platoon fire plans. e. Coordinates indirect fire support. f. Determines and implements priorities of work. g. Reconnoiters routes of withdrawal. h. Directs platoon leaders to compile and submit platoon situation reports. i. Coordinates with adjacent units (if any) to ensure there is overlapping observation and direct fire weapons coverage of area. j. Establishes mounted and dismounted observation posts, as necessary. k. Establishes security at entrances and exits to assembly area, as necessary. l. Establishes dismounted patrols, as necessary. 		

TASK STEPS AND PERFORMANCE MEASURES	GO	NO-GO
<p>m. Directs emplacement of hasty obstacles and sensors to reduce dead space, as necessary.</p> <p>n. Directs emplacement of biological and chemical alarms and platoon early warning systems.</p> <p>o. Directs camouflaging of vehicles and equipment.</p> <p>p. Establishes communications security in accordance with OPORD/SOP/higher commander's guidance.</p> <p>NOTE: This may include employment of digital systems, wire communications, or use of low power on SINCGARS radios.</p> <p>q. Establishes noise, light, and litter discipline.</p> <p>r. Establishes readiness condition (REDCON) level in accordance with OPORD/METT-TC/higher commander's guidance.</p> <p>(1) REDCON-1 (full alert).</p> <p>NOTE: A period of maximum preparedness, REDCON-1 ensures all crewmen are alert and prepared for action immediately. Vehicles are loaded and secured, and weapons are manned. Digital link up, if applicable, is complete. Vehicles are ready to move immediately, with engines running and observation posts pulled in.</p> <p>OR</p> <p>(2) REDCON-2 (full alert).</p> <p>NOTE: Equipment is stowed. Digital link up, if applicable, is complete. Platoon vehicles and weapons are manned. Observation posts and chemical alarms are pulled in. Engines are off. All vehicles are ready to move within 15 minutes of notification.</p> <p>OR</p> <p>(3) REDCON-3 (reduced alert).</p> <p>NOTE: Fifty percent of each crew stands down for feeding, rest, maintenance, or troop leading procedures. Remaining personnel man vehicles, weapons, and observation posts; monitor radios; and continue with assembly area procedures. Digital link within unit is maintained. Vehicles are ready to move within 30 minutes of notification.</p> <p>OR</p> <p>(4) REDCON-4 (minimum alert).</p> <p>NOTE: One man per vehicle monitors radios/phones; remainder of each crew stands down for feeding, rest, maintenance, or troop leading procedures. One vehicle per platoon has crew served weapons manned. Digital link is maintained with platoon leaders/platoon sergeants, as applicable. Observation posts are manned. Vehicles are ready to move within 1 hour of notification.</p> <p>* 9. Commander reports establishment of assembly area to higher headquarters and submits consolidated situation report (FM voice or digital).</p> <p>*10. Commander prepares troop fire plan.</p> <p>a. Develops troop fire plan using platoon fire plans and information from higher headquarters and adjacent units.</p> <p>b. Ensures fire plan affords overlapping sectors of observation and fire (including supporting fires) within the unit and with adjacent units.</p> <p>c. Sends copy of fire plan to the higher headquarters commander (messenger/digital).</p> <p>11. Unit conducts priorities of work.</p> <p>a. Establishes and maintains security in accordance with commander's guidance, OPORD/FRAGO, and/or unit SOP.</p>		

TASK STEPS AND PERFORMANCE MEASURES	GO	NO-GO
b. Performs necessary vehicle and equipment maintenance procedures including the following: <ul style="list-style-type: none"> (1) Reports equipment deficiencies through the platoon sergeant to the 1SG/supply sergeant, organizational maintenance personnel, and/or higher echelon maintenance personnel; (2) Within capabilities, recovers or evacuates damaged vehicles and equipment; (3) Performs emergency repairs and operator maintenance, as necessary; (4) Performs and/or assists with scheduled maintenance. c. Coordinates and conducts resupply, including refueling and rearmament. d. Develops and implements sleep plan.		
12. Unit performs field sanitation operations, as required. <ul style="list-style-type: none"> a. Maintains adequate supply of potable water. b. Establishes latrines and hand washing facilities. c. Performs personal hygiene activities. d. If a dining facility section is present, establishes mess facilities and ensures safe food preparation, storage, and disposal. 		
13. Unit continues to improve the assembly area, as necessary. <ul style="list-style-type: none"> a. Improves camouflage. b. Improves positions for survivability. c. Clears fields of fire. d. Emplaces obstacles and barriers. e. Continues liaison with locals, as necessary. 		
14. Unit prepares to depart the assembly area. <ul style="list-style-type: none"> a. Conducts police call to ensure no equipment, supplies, or other items of tactical or intelligence value are left behind. b. Troop commander progressively increases readiness levels, as required, based on higher commander's guidance or SOP. 		

TASK PERFORMANCE / EVALUATION SUMMARY BLOCK							
ITERATION	1	2	3	4	5	M	TOTAL
TOTAL TASK STEPS EVALUATED							
TOTAL TASK STEPS "GO"							
TRAINING STATUS "GO"/"NO-GO"							

"*" indicates a leader task step.

SUPPORTING INDIVIDUAL TASKS

Task Number	Task Title	References
031-503-1037(SL1)	DETECT CHEMICAL AGENTS USING M8 OR M9 DETECTOR PAPER	STP 21-1-SMCT
052-191-1361(SL1)	CAMOUFLAGE YOURSELF AND YOUR INDIVIDUAL EQUIPMENT	STP 21-1-SMCT
052-191-1362(SL1)	CAMOUFLAGE EQUIPMENT	STP 21-1-SMCT
052-195-3066(SL3)	DIRECT CONSTRUCTION OF NONEXPLOSIVE OBSTACLES	STP 21-24-SMCT
071-022-0015(SL1)	Prepare a Range Card for a Caliber .50 M2 Machine Gun	STP 21-1-SMCT

SUPPORTING INDIVIDUAL TASKS

Task Number	Task Title	References
071-312-4032(SL1)	Prepare a Range Card for an M249 Machine Gun	STP 21-1-SMCT
071-325-4425(SL1)	Employ an M18A1 Claymore Mine	STP 21-1-SMCT
071-326-0513(SL1)	Select Temporary Fighting Positions	STP 21-1-SMCT
071-326-5703(SL1)	Construct Individual Fighting Positions	STP 21-1-SMCT
071-326-5704(SL2)	Supervise Construction of a Fighting Position	STP 21-24-SMCT
071-326-5705(SL2)	Establish an Observation Post	STP 21-24-SMCT
071-326-5775(SL4)	Coordinate with an Adjacent Platoon	STP 21-24-SMCT
071-326-5805(SL3)	Conduct a Route Reconnaissance Mission	STP 21-24-SMCT
071-329-1006(SL1)	Navigate from One Point on the Ground to Another Point While Dismounted	STP 21-1-SMCT
071-329-1019(SL2)	Use a Map Overlay	STP 21-24-SMCT
071-329-1030(SL1)	Navigate from One Point on the Ground to Another Point While Mounted	STP 21-1-SMCT
071-331-0815(SL1)	Practice Noise, Light, and Litter Discipline	STP 21-1-SMCT
071-410-0012(SL3)	Conduct Occupation of an Assembly Area	STP 21-24-SMCT
071-710-0006(SL1)	Plan Use of Night Vision Devices	STP 21-1-SMCT
081-831-1047(SL4)	SUPERVISE THE IMPLEMENTATION OF PREVENTIVE MEDICINE POLICIES	STP 21-24-SMCT
081-831-1053(SL1)	PRACTICE INDIVIDUAL PREVENTIVE MEDICINE COUNTERMEASURES	STP 21-1-SMCT
081-831-9000(SL2)	IMPLEMENT PREVENTIVE MEDICINE MEASURES (PMM)	STP 21-24-SMCT
091-CLT-4029(SL2)	Supervise Preventive Maintenance Checks and Services (PMCS)	STP 21-24-SMCT
101-92Y-0001(SL4)	Supervise Supply Activities	STP 21-24-SMCT
101-92Y-0002(SL3)	Plan Tactical Re-Supply Operations	STP 21-24-SMCT
101-CLT-0198(SL4)	Supervise Tactical Feeding Operation	STP 21-24-SMCT
113-600-2001(SL1)	Communicate Via a Tactical Telephone	STP 21-1-SMCT
113-637-2001(SL1)	Communicate via a Tactical Radio	STP 21-1-SMCT
151-357-0001(SL4)	Supervise CSS Functions During Platoon Operations	STP 21-24-SMCT
441-091-3000(SL3)	Supervise the Implementation of Air Defense Measures	STP 21-24-SMCT
805C-PAD-4595(SL4)	Supervise Cross-leveling of Personnel	STP 21-24-SMCT
850-001-2000(SL2)	Employ Accident Prevention Measures and Risk Mgt Process	STP 21-24-SMCT
850-001-3001(SL3)	Control Mission Safety Hazard	STP 21-24-SMCT
850-001-4001(SL4)	Integrate Risk Mgt Into Platoon	STP 21-24-SMCT

SUPPORTING COLLECTIVE TASKS

Task Number	Task Title	References
17-3-2000.17-RSTP	Conduct Assembly Area Activities	

OPFOR TASKS AND STANDARDS

TASK: Disrupt Enemy Movement and Operations Using Persistent and Non-Persistent Chemical Weapons (34-OPFOR-1001)

CONDITION: Conventional artillery weapons or aircraft are available to deliver chemical weapons. Routes and key bases in the rear area have been selected.

STANDARD: Chemical agents were delivered into targeted areas. The movement of enemy supplies and equipment to forward areas was delayed by disrupting command and control systems. Enemy movement was successfully channeled into predesignated ambush areas. Enemy supplies and equipment were contaminated. A high rate of casualties were inflicted on enemy forces.

TASK: Conduct Sniper Operations (34-OPFOR-1005)

CONDITION: OPFOR element has received a sniper mission from headquarters. Snipers are assigned missions in the enemy rear area along major supply routes and near support sites.

STANDARD: Infiltrated enemy area of operations and set up a well concealed location. Vehicle drivers or personnel on foot were engaged with short bursts of semiautomatic fire. Selected targets were killed or wounded. Prevented position from being discovered and evacuated the area without being detected. Results of the operation were reported to OPFOR headquarters.

TASK: Conduct Air Attacks (34-OPFOR-1006)

CONDITION: OPFOR elements in the rear area have forwarded the coordinates of enemy facilities/elements. OPFOR aircraft have been dispatched to attack enemy installations or convoys.

STANDARD: Support sites, command and control facilities, and/or convoys were located. Attack runs on designated targets were conducted. Enemy equipment, supplies, and vehicles were destroyed and enemy personnel were killed.

TASK: Conduct Aerial Reconnaissance (34-OPFOR-1007)

CONDITION: OPFOR HQ requires intelligence on the location and identification of enemy elements. Aircraft is dispatched to take photographs and conduct a visual inspection of enemy area.

STANDARD: Located and photographed enemy positions in assigned sectors, to include: support and storage bases and command and control facilities. Visual checks were conducted when possible. The enemy was not engaged. Priority Intelligence Requests and other Information Requirements were reported to OPFOR HQ.

TASK: Conduct Raid (34-OPFOR-1009)

CONDITION: OPFOR element has occupied an objective rally point and has orders to conduct a raid on a rear area base.

STANDARD: Enemy forces were surprised. Assaulted enemy support base and accomplished assigned tasks. Specified equipment and supplies were destroyed. Decisive engagement was avoided. All personnel were withdrawn from the area within the prescribed time. The collected intelligence data satisfied the Priority Intelligence Requirements.

TASK: Attack (34-OPFOR-1010)

CONDITION: Enemy rear area support base has been located. PIR's and other intelligence requirements have been obtained by OPFOR patrols. Element has automatic and anti-armor weapons, and light mortars. Element is approximately the size of two platoons.

STANDARD: An attack plan was developed. An attack was initiated using a scheme of maneuver that exploited enemy flanks, gaps, and weaknesses. Covered and concealed routes were used to approach enemy areas. Employed indirect fire to support attack. Penetrated enemy defenses. Destroyed equipment and supplies, inflicted casualties, isolated the support base, and blocked reinforcements. The enemy unit was forced to displace.

TASK: Conduct Electronic Warfare (34-OPFOR-1012)

CONDITION: OPFOR employs collection and direction finding assets (ground and air), to monitor and locate enemy forces.

STANDARD: The positions of enemy command, intelligence, and logistics units were located. The locations of the positions were forwarded to OPFOR headquarters. Jamming signals were used against enemy radio receivers. Enemy radio nets were monitored and all information of intelligence value was reported to OPFOR HQ.

TASK: Engage with Indirect Fires (34-OPFOR-1033)

CONDITION: OPFOR unit or observation post is deployed observing a likely avenue of approach. Threat forces are conducting tactical movement along the avenue of approach. OPFOR has communications with supporting indirect fire assets.

STANDARD: Threat forces are detected without giving away OPFOR locations. Detected threat forces are engaged with indirect fires resulting in threat losses, suppression, or neutralization.

ELEMENTS: COMPANY
 ACE HEADQUARTERS
 COMPANY HEADQUARTERS
 SVC PLT HQ
 COLL & JAM PLT HQ
 OPS SPT PLT HQ

TASK: Rearm/Resupply (17-3-1030.34-0001)

ITERATION: 1 2 3 4 5 M (Circle)
COMMANDER/LEADER ASSESSMENT: T P U (Circle)

CONDITIONS: While conducting tactical operations as part of a company/troop, the platoon has been directed to receive supplies or has determined that resupply operations are necessary. The platoon has received an operation order/fragmentary order (OPORD/FRAGO) and has a standing operating procedure (SOP) with all required report formats. Enemy contact is not expected. Some iterations of this task should be performed in MOPP4.

TASK STANDARDS: The platoon successfully completes resupply operations to replenish its basic load of critical supplies while maintaining security at a level consistent with mission, enemy, troops, terrain, time available, and civilian considerations (METT-TC) factors.

TASK STEPS AND PERFORMANCE MEASURES	GO	NO-GO
<p>1. Platoon monitors supply status as required by SOP.</p> <ul style="list-style-type: none"> a. Vehicle commanders maintain accurate supply status (by class) for each vehicle and reports status, as directed, to platoon sergeant (PSG). b. Based on guidance from the PSG, vehicle commanders should conduct cross-leveling before submitting resupply reports/requests (status reports cover the following): <ul style="list-style-type: none"> (1) Class I (rations). (2) Class II (supplies and equipment). (3) Class III (petroleum, oils, lubricants [POL]). (4) Class IV (construction materials). (5) Class V (ammunition). (6) Class VI (personal demand items). (7) Class VII (major end items). (8) Class VIII (medical supplies). <p>NOTE: In determining medical resupply needs, team leaders should focus on critical items, such as first aid dressings, refills for first aid kits, and combat lifesaver bags.</p> <ul style="list-style-type: none"> (9) Class IX (repair parts). (10) Class X (nonmilitary materials). c. PSG compiles status reports from all vehicle commanders. d. PSG submits consolidated status report to the 1SG. <p>2. Platoon reports personnel status, requests replacements using proper formats, and processes reassignments/replacements as required.</p> <ul style="list-style-type: none"> a. Vehicle commanders report personnel strength and losses to the platoon/team leader or PSG. b. PSG compiles vehicle reports and sends consolidated reports to the 1SG. c. Platoon leader/PSG reassigns remaining personnel to ensure key positions are filled and critical weapons are manned. 		

TASK STEPS AND PERFORMANCE MEASURES	GO	NO-GO
<p>d. Platoon leader/PSG assigns replacements using the same criteria as in step 2c.</p> <p>3. Platoon reports vehicle, equipment, fuel, and ammunition status and requests resupply or other support as necessary.</p> <ul style="list-style-type: none"> a. Vehicle commanders report vehicle and equipment status, including battle damage assessment. b. Vehicle commanders report maintenance, recovery, and evacuation support requirements. c. PSG compiles vehicle reports/requests and submits consolidated reports/requests to the 1SG. <p>* 4. Platoon leader/PSG conducts initial planning and coordination for combat service support (CSS).</p> <p>NOTE: This step may include coordination with higher headquarters for a logistics package (LOGPAC) to be conducted out of cycle from resupply of the rest of the unit.</p> <p>* 5. PSG coordinates LOGPAC support/activities with 1SG.</p> <ul style="list-style-type: none"> a. Verifies platoon's personnel, vehicle, equipment, fuel, and ammunition status. b. If tailgate resupply is appropriate, coordinates for link up at the designated contact point. c. Submits specific resupply request. d. If service station resupply is appropriate, coordinates LOGPAC location and other resupply details. <p>6. Platoon conducts resupply operations using the tailgate method.</p> <ul style="list-style-type: none"> a. Vehicle commanders ensure there are accessible routes affording adequate cover and concealment into and out of vehicle positions. b. Vehicle commanders establish and maintain local security to provide early warning of enemy activity, if necessary. c. PSG meets LOGPAC at the designated linkup point and leads it to the first vehicle to be resupplied. d. LOGPAC halts to the rear of each vehicle in a covered and concealed position. e. Conducts resupply to replenish basic load of critical supplies as available f. PSG maintains control over LOGPAC during resupply and guides it to the next vehicle location when the operation is completed. g. Platoon leader/PSG monitors progress of resupply operations. h. PSG, when all vehicles have completed resupply, leads the LOGPAC to the linkup point or another point as designated by the 1SG. i. PSG coordinates with 1SG for additional requirements, as necessary. j. Platoon leader keeps commander informed of the status of resupply operations at all times. <p>7. Platoon conducts resupply operations using service station method.</p> <ul style="list-style-type: none"> a. Platoon leader directs movement to the resupply point. b. Platoon leader establishes local security for LOGPAC activities. c. Platoon leader/PSG, if the platoon does not move together, determines order in which vehicles will be resupplied and when each vehicle will move. d. Platoon leader/PSG, if platoon moves together, determines order of movement to the resupply location. e. Moves to resupply location. f. Conducts resupply at each point to replenish basic load of critical supplies as available. 		

TASK STEPS AND PERFORMANCE MEASURES	GO	NO-GO
g. Maintains adequate dispersion during resupply and rotates to different supply points as directed. h. PSG coordinates with 1SG for additional requirements. i. Returns to original positions when resupply is completed. j. Platoon leader reports status of resupply operations to higher headquarters. 8. Platoon conducts refuel on the move IAW OPORD/FRAGO. a. Moves to the ROM site IAW OPORD/FRAGO and/or METT-TC factors. b. Refuels IAW OPORD/FRAGO (OPORD/FRAGO should designate location, time, and amount of fuel per vehicle). c. Maintains local security and dispersion IAW OPORD/FRAGO and/or METT-TC factors. d. Platoon leader reports status of ROM operation to higher headquarters.		

TASK PERFORMANCE / EVALUATION SUMMARY BLOCK							
ITERATION	1	2	3	4	5	M	TOTAL
TOTAL TASK STEPS EVALUATED							
TOTAL TASK STEPS "GO"							
TRAINING STATUS "GO"/"NO-GO"							

"**" indicates a leader task step.

SUPPORTING INDIVIDUAL TASKS

Task Number	Task Title	References
01-5700.02-0001	Enforce Platoon and Company Communications Security Measures	STP 21-II-MQS
01-9001.19-0001	Take Charge of a Platoon or Equivalent Organization	STP 21-I-MQS STP 21-II-MQS
03-0170.01-1005	Perform Wartime Strength Accounting at Unit Level	STP 21-I-MQS STP 21-II-MQS
04-3303.02-0014	Prepare Platoon or Company Combat Orders	STP 21-I-MQS STP 21-II-MQS
04-3303.02-0037	Navigate While Mounted	STP 21-I-MQS STP 21-II-MQS
071-329-1006(SL1)	Navigate from One Point on the Ground to Another Point While Dismounted	STP 21-I-MQS STP 21-1-SMCT
071-329-1030(SL1)	Navigate from One Point on the Ground to Another Point While Mounted	STP 21-I-MQS STP 21-1-SMCT
101-92Y-0001(SL4)	Supervise Supply Activities	STP 21-24-SMCT
101-92Y-0002(SL3)	Plan Tactical Re-Supply Operations	STP 21-24-SMCT
113-637-2001(SL1)	Communicate via a Tactical Radio	STP 21-1-SMCT
151-357-0001(SL4)	Supervise CSS Functions During Platoon Operations	STP 21-24-SMCT
551-88M-0001(SL3)	Lead a Convoy Serial/March Unit	STP 21-24-SMCT
805C-PAD-4595(SL4)	Supervise Cross-leveling of Personnel	STP 21-24-SMCT
850-001-2000(SL2)	Employ Accident Prevention Measures and Risk Mgt Process	STP 21-24-SMCT
850-001-3001(SL3)	Control Mission Safety Hazard	STP 21-24-SMCT

SUPPORTING INDIVIDUAL TASKS

Task Number	Task Title	References
850-001-4001(SL4)	Integrate Risk Mgt Into Platoon	STP 21-24-SMCT

SUPPORTING COLLECTIVE TASKS: NONE

OPFOR TASKS AND STANDARDS

TASK: Disrupt Enemy Movement and Operations Using Tactical Nuclear Weapons (34-OPFOR-1002)

CONDITION: Orders have been received to use tactical nuclear weapons in the enemy's rear. Key locations have been identified.

STANDARD: Tactical nuclear missiles were delivered on target. Movement of equipment and supplies was disrupted or delayed to forward areas. Enemy equipment and supplies were destroyed. A high rate of nuclear casualties was inflicted among enemy troops.

TASK: Counter Passage of Lines (34-OPFOR-1016)

CONDITION: Friendly units are in defense positions but are expected to attempt a passage of lines. Friendly forces have close air support and NBC capabilities. The OPFOR element receives orders to disrupt the friendly passage of lines.

STANDARD: The friendly force passage of lines was delayed by the OPFOR element for a minimum of two hours.

TASK: Conduct Hasty Ambush (34-OPFOR-1003)

CONDITION: OPFOR element is moving in a concealed area when an enemy element is reported moving along an adjacent route.

STANDARD: The ambush site was prepared before the arrival of enemy element. The enemy force was surprised and casualties were inflicted within the designated kill zone. Delayed enemy march element from reaching its specified destination. Withdrew, on order, within two minutes of ambush initiation. Reported results of mission to headquarters.

TASK: Conduct Air Attacks (34-OPFOR-1006)

CONDITION: OPFOR elements in the rear area have forwarded the coordinates of enemy facilities/elements. OPFOR aircraft have been dispatched to attack enemy installations or convoys.

STANDARD: Support sites, command and control facilities, and/or convoys were located. Attack runs on designated targets were conducted. Enemy equipment, supplies, and vehicles were destroyed and enemy personnel were killed.

ELEMENT: SVC PLT HQ

TASK: Execute Service Support Platoon Operations (34-3-9020)
 (FM 11-50) (FM 11-41) (FM 11-490-2)

ITERATION: 1 2 3 4 5 M (Circle)

COMMANDER/LEADER ASSESSMENT: T P U (Circle)

CONDITIONS: Given a deployed service support platoon as part of the headquarters and headquarters operations company or the military intelligence company of an armored cavalry regiment or brigade supporting the mission in a theater of operations. The administration and logistics center is established and operational. A battalion or regimental/brigade OPORD or FRAGO has been issued. A threat exists. Some iterations of this task should be performed in MOPP4.

TASK STANDARDS: The service support platoon successfully provides maintenance and food service support in support of battalion or regimental/brigade operations for the duration of the mission or deployment.

TASK STEPS AND PERFORMANCE MEASURES	GO	NO-GO
* 1. Plan, coordinate, and supervise mechanical maintenance and food service operations for the battalion/company.		
2. Establish a mechanical maintenance facility within the administration and logistics center.		
3. Establish and maintain a field mess facility within the administration and logistics center.		
4. Establish and maintain an intelligence and electronic warfare maintenance facility within the administration and logistics center. (For those units with an intelligence and electronic warfare maintenance section in the service support platoon)		
5. Dispatch maintenance contact teams to the direct support, general support, or separate companies as directed by the OPORD or FRAGO.		
6. Provide timely maintenance and food service support throughout the duration of the mission or deployment.		
7. Monitor platoon operational status.		

TASK PERFORMANCE / EVALUATION SUMMARY BLOCK							
ITERATION	1	2	3	4	5	M	TOTAL
TOTAL TASK STEPS EVALUATED							
TOTAL TASK STEPS "GO"							
TRAINING STATUS "GO"/"NO-GO"							

"*" indicates a leader task step.

SUPPORTING INDIVIDUAL TASKS

Task Number	Task Title	References
01-9001.17-0003	Build a Cohesive Unit or Organization	STP 21-II-MQS

SUPPORTING INDIVIDUAL TASKS

Task Number	Task Title	References
01-9001.19-0002	Take Charge of a Company, Staff Section, or Equivalent Sized Organization	STP 21-I-MQS STP 21-II-MQS
01-9007.01-0250	Brief to Inform, Persuade, or Direct	STP 21-I-MQS STP 21-II-MQS
01-9017.02-0002	Conduct a Battle Analysis	STP 21-I-MQS STP 21-II-MQS
03-5105.00-0002	Direct Field Feeding Operations	STP 21-I-MQS STP 21-II-MQS
03-8310.00-9000	Supervise Unit Preventive Medicine and Field Sanitation Procedures	STP 21-I-MQS STP 21-II-MQS
03-9001.10-0004	Apply the Ethical Decision-Making Process as a Commander or Staff Officer	STP 21-I-MQS STP 21-II-MQS
03-9001.12-0003	Communicate Effectively as a Commander or Staff Officer	STP 21-I-MQS STP 21-II-MQS
03-9001.13-0001	Solve Problems Using the Military Problem Solving Process	STP 21-I-MQS STP 21-II-MQS
03-9001.14-0002	Motivate Subordinates to Accomplish Unit Missions	STP 21-I-MQS STP 21-II-MQS
03-9003.02-0001	Manage Accident Risk in Unit Operations	STP 21-I-MQS STP 21-II-MQS
04-3303.02-0014	Prepare Platoon or Company Combat Orders	STP 21-I-MQS STP 21-II-MQS
04-3303.02-0037	Navigate While Mounted	STP 21-I-MQS STP 21-II-MQS
04-5030.00-2013	Implement Mission-Oriented Protective Posture Based on Threat or Direction	STP 21-I-MQS STP 21-II-MQS
04-5030.00-2017	Prepare for Nuclear, Biological, or Chemical Attack	STP 21-I-MQS STP 21-II-MQS
071-332-5000(SL3)	Prepare an Operation Overlay	STP 21-I-MQS STP 21-24-SMCT
071-332-5021(SL3)	Prepare a Situation Map	STP 21-24-SMCT
101-92Y-0001(SL4)	Supervise Supply Activities	STP 21-24-SMCT
101-92Y-0002(SL3)	Plan Tactical Re-Supply Operations	STP 21-24-SMCT
101-CLT-0198(SL4)	Supervise Tactical Feeding Operation	STP 21-24-SMCT
113-637-2001(SL1)	Communicate via a Tactical Radio	STP 21-1-SMCT
151-357-0001(SL4)	Supervise CSS Functions During Platoon Operations	STP 21-24-SMCT
181-105-2002(SL2)	Conduct Combat Operations According to the Law of War	STP 21-24-SMCT
301-371-1000(SL1)	REPORT INTELLIGENCE INFORMATION	STP 21-1-SMCT
301-371-1052(SL1)	PROTECT CLASSIFIED INFORMATION AND MATERIAL	STP 21-1-SMCT
441-091-3000(SL3)	Supervise the Implementation of Air Defense Measures	STP 21-24-SMCT

SUPPORTING INDIVIDUAL TASKS

Task Number	Task Title	References
805C-PAD-2461(SL2)	Maintain Accountability of Personnel (Status Report)	STP 21-24-SMCT
805C-PAD-4595(SL4)	Supervise Cross-leveling of Personnel	STP 21-24-SMCT
850-001-2000(SL2)	Employ Accident Prevention Measures and Risk Mgt Process	STP 21-24-SMCT
850-001-3001(SL3)	Control Mission Safety Hazard	STP 21-24-SMCT
850-001-4001(SL4)	Integrate Risk Mgt Into Platoon	STP 21-24-SMCT
S1-9011.07-0001	Describe the Brigade Fight	STP 21-II-MQS STP 21-I-MQS
S3-9001.18-0002	Minimize Combat Stress	STP 21-II-MQS STP 21-I-MQS
S3-9060.00-1000	Conduct Small Unit Combat Operations According to the Law of War	STP 21-II-MQS STP 21-I-MQS

SUPPORTING COLLECTIVE TASKS: NONE**OPFOR TASKS AND STANDARDS**

TASK: Disrupt Enemy Movement and Operations Using Persistent and Non-Persistent Chemical Weapons (34-OPFOR-1001)

CONDITION: Conventional artillery weapons or aircraft are available to deliver chemical weapons. Routes and key bases in the rear area have been selected.

STANDARD: Chemical agents were delivered into targeted areas. The movement of enemy supplies and equipment to forward areas was delayed by disrupting command and control systems. Enemy movement was successfully channeled into predesignated ambush areas. Enemy supplies and equipment were contaminated. A high rate of casualties were inflicted on enemy forces.

TASK: Disrupt Enemy Movement and Operations Using Tactical Nuclear Weapons (34-OPFOR-1002)

CONDITION: Orders have been received to use tactical nuclear weapons in the enemy's rear. Key locations have been identified.

STANDARD: Tactical nuclear missiles were delivered on target. Movement of equipment and supplies was disrupted or delayed to forward areas. Enemy equipment and supplies were destroyed. A high rate of nuclear casualties was inflicted among enemy troops.

TASK: Conduct Air Attacks (34-OPFOR-1006)

CONDITION: OPFOR elements in the rear area have forwarded the coordinates of enemy facilities/elements. OPFOR aircraft have been dispatched to attack enemy installations or convoys.

STANDARD: Support sites, command and control facilities, and/or convoys were located. Attack runs on designated targets were conducted. Enemy equipment, supplies, and vehicles were destroyed and enemy personnel were killed.

TASK: Conduct Aerial Reconnaissance (34-OPFOR-1007)

CONDITION: OPFOR HQ requires intelligence on the location and identification of enemy elements. Aircraft is dispatched to take photographs and conduct a visual inspection of enemy area.

STANDARD: Located and photographed enemy positions in assigned sectors, to include: support and storage bases and command and control facilities. Visual checks were conducted when possible. The enemy was not engaged. Priority Intelligence Requests and other Information Requirements were reported to OPFOR HQ.

TASK: Conduct Raid (34-OPFOR-1009)

CONDITION: OPFOR element has occupied an objective rally point and has orders to conduct a raid on a rear area base.

STANDARD: Enemy forces were surprised. Assaulted enemy support base and accomplished assigned tasks. Specified equipment and supplies were destroyed. Decisive engagement was avoided. All personnel were withdrawn from the area within the prescribed time. The collected intelligence data satisfied the Priority Intelligence Requirements.

ELEMENT: CE/IEW MAINT SECTION

TASK: Repair IEW Equipment in a Unit/DS/GS Maintenance Facility (34-4-0301)
 (AR 710-2) (AR 725-50) (AR 750-1)

ITERATION: 1 2 3 4 5 M (Circle)

COMMANDER/LEADER ASSESSMENT: T P U (Circle)

CONDITIONS: Given a maintenance mission in a combat environment, soldiers with MOS 33W, intelligence and electronic warfare systems and equipment, malfunctioning intelligence and electronic warfare end items, components or assemblies, test measurement and diagnostic equipment, prescribed load list, calibration and supply support activities, maintenance and stock funded depot level repair budget, appropriate publications, a 24-hour operationally capable facility, and a tactical standing operating procedures. Some iterations of this task should be performed in MOPP4.

TASK STANDARDS: Malfunctioning intelligence electronic warfare systems and equipment were repaired to meet performance specifications in accordance with -10 and -20 technical manuals or met operational requirements of the tactical command.

TASK STEPS AND PERFORMANCE MEASURES	GO	NO-GO
<ol style="list-style-type: none"> 1. Log/initiate maintenance work orders. <ol style="list-style-type: none"> a. The personnel enter administrative data into the manual or automated maintenance register. b. The personnel assign priority for work and repair parts in accordance with commander's guidance, tactical standing operating procedures, and UND/FAD listed in AR 750-1 and AR 710-2. c. The personnel perform MEL, ECOD, and other maintenance estimates. 2. Track and manage work orders. <ol style="list-style-type: none"> a. Enter maintenance/supply data on DA Form 2407 and in the automated maintenance management system (standard army maintenance system-1, unit level logistics system, unit level logistics system-G, unit level logistics system-A). b. Leader prioritizes and assigns work orders to maintainers, indicating special repair activity or battle damage assessment and repair action requirements. c. Leader reviews work in progress. <ol style="list-style-type: none"> (1) Conducts spot checks on work being performed. (2) Conducts safety checks on work being performed. (3) Performs quality control on work being performed. 3. Verify symptoms and isolate faulty assemblies and components. 4. Request, receive, and install repair parts. <ol style="list-style-type: none"> a. Assign appropriate priority in accordance with UND/FAD in AR 710-2. b. Support nonstandard requests with exception data and advice codes. c. Conduct a review and follow-up of open and back order requisitions and work orders. d. Process controlled substitution actions when warranted and authorized. e. Execute cannibalization under proper authority. 5. Process unserviceable components and assemblies. <ol style="list-style-type: none"> a. Process unserviceable repairable exchange, operational readiness float, and operational spares through the repair cycle. 		

TASK STEPS AND PERFORMANCE MEASURES	GO	NO-GO
b. Perform Technical Inspections and assign supply codes in accordance with AR 725-50, Table C-38, and the assigned recoverability code. 6. Perform preventive maintenance checks and services on repaired equipment. a. Verify repair and fully mission capable status. b. Annotate limited capability/deficiencies on DA Form 5988. * 7. Perform quality control on repair/supply actions. 8. Control repairable exchange, operational readiness float, diagnostic spares, shop stock, calibration, tools, publications, and other shop resources. a. Control access to float or diagnostic items. b. Control and document usage of shop stocks and repairable exchange items. c. Conduct preventive maintenance checks and services on float and spare end-items. d. Operate and conduct preventive maintenance checks and services of test measurement and diagnostic equipment. e. Maintain control of tools. f. Use the shop publication library. g. Ensure safety procedures are followed. h. Ensure physical security procedures are followed. i. Ensure appropriate environmental procedures are followed. j. Take necessary actions for energy conservation. k. Complete maintenance records and reports in accordance with DA Pam 738-750 or DA Pam 738-751. * 9. Develop and maintain a local shop standing operating procedures.		

TASK PERFORMANCE / EVALUATION SUMMARY BLOCK							
ITERATION	1	2	3	4	5	M	TOTAL
TOTAL TASK STEPS EVALUATED							
TOTAL TASK STEPS "GO"							
TRAINING STATUS "GO"/"NO-GO"							

"*" indicates a leader task step.

SUPPORTING INDIVIDUAL TASKS

Task Number	Task Title	References
091-CLT-3009(SL4)	Supervise Maintenance Operations	STP 21-24-SMCT
091-CLT-4029(SL2)	Supervise Preventive Maintenance Checks and Services (PMCS)	STP 21-24-SMCT
101-92Y-0006(SL2)	Inspect equipment for accountability, cleanliness, and serviceability	STP 21-24-SMCT
151-357-0002(SL4)	Coordinate Combat Service Support (CSS) Operations	STP 21-24-SMCT
301-371-1052(SL1)	PROTECT CLASSIFIED INFORMATION AND MATERIAL	STP 21-1-SMCT
301-371-1150(SL3)	IDENTIFY INTELLIGENCE AND ELECTRONIC WARFARE (IEW) ASSETS	STP 21-24-SMCT
850-001-2000(SL2)	Employ Accident Prevention Measures and Risk Mgt Process	STP 21-24-SMCT

SUPPORTING INDIVIDUAL TASKS

Task Number	Task Title	References
850-001-3001(SL3)	Control Mission Safety Hazard	STP 21-24-SMCT
850-001-4001(SL4)	Integrate Risk Mgt Into Platoon	STP 21-24-SMCT

SUPPORTING COLLECTIVE TASKS: NONE**OPFOR TASKS AND STANDARDS**

TASK: Disrupt Enemy Movement and Operations Using Tactical Nuclear Weapons (34-OPFOR-1002)

CONDITION: Orders have been received to use tactical nuclear weapons in the enemy's rear. Key locations have been identified.

STANDARD: Tactical nuclear missiles were delivered on target. Movement of equipment and supplies was disrupted or delayed to forward areas. Enemy equipment and supplies were destroyed. A high rate of nuclear casualties was inflicted among enemy troops.

TASK: Conduct Air Attacks (34-OPFOR-1006)

CONDITION: OPFOR elements in the rear area have forwarded the coordinates of enemy facilities/elements. OPFOR aircraft have been dispatched to attack enemy installations or convoys.

STANDARD: Support sites, command and control facilities, and/or convoys were located. Attack runs on designated targets were conducted. Enemy equipment, supplies, and vehicles were destroyed and enemy personnel were killed.

TASK: Disrupt Enemy Movement and Operations Using Persistent and Non-Persistent Chemical Weapons (34-OPFOR-1001)

CONDITION: Conventional artillery weapons or aircraft are available to deliver chemical weapons. Routes and key bases in the rear area have been selected.

STANDARD: Chemical agents were delivered into targeted areas. The movement of enemy supplies and equipment to forward areas was delayed by disrupting command and control systems. Enemy movement was successfully channeled into predesignated ambush areas. Enemy supplies and equipment were contaminated. A high rate of casualties were inflicted on enemy forces.

ELEMENT: CE/IEW MAINT SECTION

TASK: Control Intelligence and Electronic Warfare Equipment Repair Process in a Unit/Direct Support/General Support Facility (34-4-0302)
 (STP 34-33W14-SM-STP) (AR 710-2) (AR 750-1)

ITERATION: 1 2 3 4 5 M (Circle)
COMMANDER/LEADER ASSESSMENT: T P U (Circle)

CONDITIONS: Given a maintenance mission in a combat environment, soldiers with MOS 33W, intelligence and electronic warfare systems and equipment, doctrinal publications, regulatory publications, and command policy, the intelligence and electronic warfare maintenance section conducts production control operations in support of military intelligence elements in a tactical environment. Some iterations of this task should be performed in MOPP4.

TASK STANDARDS: Production control operations were conducted in support of military intelligence elements in accordance with appropriate doctrinal publications and command policy.

TASK STEPS AND PERFORMANCE MEASURES	GO	NO-GO
<ol style="list-style-type: none"> 1. Maintain log files for maintenance work orders. <ol style="list-style-type: none"> a. Develop a system for prioritizing work. b. Establish and maintain a filing system, in accordance with applicable guidance, for work orders. c. Reconcile the maintenance work order log for all work orders. d. Ensure closed and open work orders are filed by Julian date and sequence number. e. Ensure open and closed work orders are filed separately. f. Ensure daily/weekly/monthly status reports are completed and forwarded as appropriate. g. File maintenance work orders as established by the standing operating procedures. 2. Process work orders with repair part back orders. <ol style="list-style-type: none"> a. Receive part(s) from supply. b. Annotate the appropriate work order with parts received and the date. c. Issue the work order and parts to the maintenance NCOIC. 3. Control non mission capable equipment and diagnostic spare equipment. <ol style="list-style-type: none"> a. Identify the forms and tags used in, and related to, work order control. b. Ensure non mission capable equipment is tagged as non mission capable. c. Ensure the database of serial numbers and location of non mission capable and diagnostic spare equipment is updated as required. d. Ensure the non mission capable storage area is secured from the rest of the maintenance shop to prevent the pilfering of parts. 4. Reconcile back order repair parts. <ol style="list-style-type: none"> a. Perform monthly reconciliation of the document register. b. Perform monthly reconciliation of open work orders to ensure parts ordered are still required. c. Identify substitute parts if the specific part is not available in the supply system. 5. Reconcile the work order backlog. 		

TASK STEPS AND PERFORMANCE MEASURES	GO	NO-GO
a. Perform monthly reconciliation of open work orders to ensure no duplication of the same fault on the same equipment. b. Ensure parts requested are still required. * 6. Ensure maintenance operations are performed safely. a. Ensure weekly safety inspections are conducted. b. Spot check maintenance shop personnel for rings, watches, or other dangerous jewelry. c. Conduct or coordinate training sessions to prevent or stop any unsafe acts. d. Complete and forward safety reports to appropriate higher headquarters.		

TASK PERFORMANCE / EVALUATION SUMMARY BLOCK							
ITERATION	1	2	3	4	5	M	TOTAL
TOTAL TASK STEPS EVALUATED							
TOTAL TASK STEPS "GO"							
TRAINING STATUS "GO"/"NO-GO"							

"*" indicates a leader task step.

SUPPORTING INDIVIDUAL TASKS

Task Number	Task Title	References
091-CLT-3009(SL4)	Supervise Maintenance Operations	STP 21-24-SMCT
091-CLT-4029(SL2)	Supervise Preventive Maintenance Checks and Services (PMCS)	STP 21-24-SMCT
101-92Y-0006(SL2)	Inspect equipment for accountability, cleanliness, and serviceability	STP 21-24-SMCT
151-357-0002(SL4)	Coordinate Combat Service Support (CSS) Operations	STP 21-24-SMCT
301-371-1052(SL1)	PROTECT CLASSIFIED INFORMATION AND MATERIAL	STP 21-1-SMCT
301-371-1150(SL3)	IDENTIFY INTELLIGENCE AND ELECTRONIC WARFARE (IEW) ASSETS	STP 21-24-SMCT
850-001-2000(SL2)	Employ Accident Prevention Measures and Risk Mgt Process	STP 21-24-SMCT
850-001-3001(SL3)	Control Mission Safety Hazard	STP 21-24-SMCT
850-001-4001(SL4)	Integrate Risk Mgt Into Platoon	STP 21-24-SMCT

SUPPORTING COLLECTIVE TASKS: NONE

OPFOR TASKS AND STANDARDS

TASK: Disrupt Enemy Movement and Operations Using Tactical Nuclear Weapons (34-OPFOR-1002)

CONDITION: Orders have been received to use tactical nuclear weapons in the enemy's rear. Key locations have been identified.

STANDARD: Tactical nuclear missiles were delivered on target. Movement of equipment and supplies was disrupted or delayed to forward areas. Enemy equipment and supplies were destroyed. A high rate of nuclear casualties was inflicted among enemy troops.

TASK: Conduct Air Attacks (34-OPFOR-1006)

CONDITION: OPFOR elements in the rear area have forwarded the coordinates of enemy facilities/elements. OPFOR aircraft have been dispatched to attack enemy installations or convoys.

STANDARD: Support sites, command and control facilities, and/or convoys were located. Attack runs on designated targets were conducted. Enemy equipment, supplies, and vehicles were destroyed and enemy personnel were killed.

TASK: Disrupt Enemy Movement and Operations Using Persistent and Non-Persistent Chemical Weapons (34-OPFOR-1001)

CONDITION: Conventional artillery weapons or aircraft are available to deliver chemical weapons. Routes and key bases in the rear area have been selected.

STANDARD: Chemical agents were delivered into targeted areas. The movement of enemy supplies and equipment to forward areas was delayed by disrupting command and control systems. Enemy movement was successfully channeled into predesignated ambush areas. Enemy supplies and equipment were contaminated. A high rate of casualties were inflicted on enemy forces.

ELEMENT: CE/IEW MAINT SECTION

TASK: Perform Material Technical Inspection (TI) and Evacuation Operations of IEW Equipment (34-4-0303)

(AR 725-50)
(AR 750-1)

(AR 700-138)

(AR 735-5)

ITERATION: 1 2 3 4 5 (Circle)

COMMANDER/LEADER ASSESSMENT: T P U (Circle)

CONDITIONS: Given a maintenance mission in a combat environment; soldiers with MOS 33W; tool kit; test measurement and diagnostic equipment; special test equipment; appropriate publications and forms; packing/crating materials; nuclear, biological, and chemical protected, controlled environment facility; and excess or unserviceable intelligence and electronic warfare systems. This task should not be trained in MOPP4.

TASK STANDARDS: A technical inspection was performed by a technically qualified individual in accordance with AR 750-1, section 4-3 prior to repair or evacuation of excess unserviceable end items or components. Evacuation of unserviceable end items or components were conducted in accordance with AR 750-1, sections 3-9, 3-10, and 3-11; the local maintenance standing operating procedures; and the appropriate battle damage assessment and repair manual. This task will be deferred in a nuclear, biological, and chemical contaminated environment.

TASK STEPS AND PERFORMANCE MEASURES	GO	NO-GO
<ol style="list-style-type: none"> 1. prepare to conduct the technical inspection and equipment evacuation. <ol style="list-style-type: none"> a. Gather the necessary forms and publications in accordance with the local maintenance standing operating procedures. b. Identify and collect the needed tool kits, common and special test equipment. c. Coordinate for transportation of equipment. d. Coordinate for additional supporting equipment (hoist, lifts, etc.). 2. Conduct a technical inspection. <ol style="list-style-type: none"> a. Perform a visual inspection of equipment to determine if equipment is complete and was rendered unserviceable due to fair wear and tear. b. Initiate a work order. <ol style="list-style-type: none"> (1) Complete and submit a DA Form 2407 to initiate work request. (2) Attach a shop tag to the equipment in accordance with the local maintenance standing operating procedures. c. Perform an operational function check of the equipment in accordance with the appropriate technical manual. d. Note deficiencies on a DA Form 2404 and/or DA Form 2407. e. Isolate the faulty components to the lowest replaceable unit. f. Determine the authorized level of repair using the maintenance allocation charts in the appropriate technical manuals and the local maintenance standing operating procedures. g. Determine whether higher level repairs can be performed locally in accordance with AR 750-1, section 3-10, paragraph c. h. Evaluate equipment for battle damage assessment and repair candidacy in accordance with local maintenance standing operating procedures and battle damage assessment and repair manuals. i. Estimate the cost of repair parts and materials needed to restore the equipment to serviceable condition and annotate it on DA Form 2407. 		

TASK STEPS AND PERFORMANCE MEASURES	GO	NO-GO
j. Calculate the maintenance expenditure limits to determine economic reparability of the item. k. Assign a supply condition code to the equipment in accordance with AR 725-50 table C-38 and annotate it on a DA Form 2407. l. Complete and attach appropriate condition tag DD Form 1570 series to the equipment in accordance with DA Pam 738-751. m. Update DA Form 2408-13 for equipment removed from aircraft in accordance DA PAM 738-751. n. Store equipment in a secure area until receipt of repair parts or evacuation. o. Obtain release statement from unit commander if deficiency is other than fair ware and tear. 3. Evacuate equipment. a. Report equipment to shop officer. b. Prepare documentation on the equipment. (1) Complete DA Form 2404. (2) Complete DA Form 2407. c. Prepare the equipment for transport. (1) Packages/crate equipment to reduce further damage. (2) Include copies of maintenance forms with the equipment. (3) Complete DA Form 3161 or 2765-1 (for supply turn in). d. Deliver the equipment to the support activity or unit supply section. e. File documentation of maintenance and evacuation for equipment accountability		

TASK PERFORMANCE / EVALUATION SUMMARY BLOCK							
ITERATION	1	2	3	4	5		TOTAL
TOTAL TASK STEPS EVALUATED							
TOTAL TASK STEPS "GO"							
TRAINING STATUS "GO"/"NO-GO"							

"**" indicates a leader task step.

SUPPORTING INDIVIDUAL TASKS

Task Number	Task Title	References
091-CLT-3009(SL4)	Supervise Maintenance Operations	STP 21-24-SMCT
091-CLT-4029(SL2)	Supervise Preventive Maintenance Checks and Services (PMCS)	STP 21-24-SMCT
101-92Y-0006(SL2)	Inspect equipment for accountability, cleanliness, and serviceability	STP 21-24-SMCT
151-357-0002(SL4)	Coordinate Combat Service Support (CSS) Operations	STP 21-24-SMCT
301-371-1052(SL1)	PROTECT CLASSIFIED INFORMATION AND MATERIAL	STP 21-1-SMCT
301-371-1150(SL3)	IDENTIFY INTELLIGENCE AND ELECTRONIC WARFARE (IEW) ASSETS	STP 21-24-SMCT
850-001-2000(SL2)	Employ Accident Prevention Measures and Risk Mgt Process	STP 21-24-SMCT
850-001-3001(SL3)	Control Mission Safety Hazard	STP 21-24-SMCT
850-001-4001(SL4)	Integrate Risk Mgt Into Platoon	STP 21-24-SMCT

SUPPORTING COLLECTIVE TASKS: NONE

OPFOR TASKS AND STANDARDS

TASK: Disrupt Enemy Movement and Operations Using Tactical Nuclear Weapons (34-OPFOR-1002)

CONDITION: Orders have been received to use tactical nuclear weapons in the enemy's rear. Key locations have been identified.

STANDARD: Tactical nuclear missiles were delivered on target. Movement of equipment and supplies was disrupted or delayed to forward areas. Enemy equipment and supplies were destroyed. A high rate of nuclear casualties was inflicted among enemy troops.

TASK: Conduct Air Attacks (34-OPFOR-1006)

CONDITION: OPFOR elements in the rear area have forwarded the coordinates of enemy facilities/elements. OPFOR aircraft have been dispatched to attack enemy installations or convoys.

STANDARD: Support sites, command and control facilities, and/or convoys were located. Attack runs on designated targets were conducted. Enemy equipment, supplies, and vehicles were destroyed and enemy personnel were killed.

TASK: Conduct Raid (34-OPFOR-1009)

CONDITION: OPFOR element has occupied an objective rally point and has orders to conduct a raid on a rear area base.

STANDARD: Enemy forces were surprised. Assaulted enemy support base and accomplished assigned tasks. Specified equipment and supplies were destroyed. Decisive engagement was avoided. All personnel were withdrawn from the area within the prescribed time. The collected intelligence data satisfied the Priority Intelligence Requirements.

ELEMENT: CE/IEW MAINT SECTION

TASK: Repair Intelligence and Electronic Warfare Systems/Equipment at a Forward-Deployed Location (34-4-0304)

- | | | |
|------------------|-----------------------|------------------|
| (FM 43-5) | (AR 700-138) | (AR 725-50) |
| (AR 750-1) | (DA PAM 710-2-1) | (DA PAM 710-2-2) |
| (DA PAM 750-1) | (FM 21-26) | (FM 24-18) |
| (FM 24-35) | (FM 43-11) | (STP 21-1-SMCT) |
| (STP 21-24-SMCT) | (STP 34-33W14-SM-STP) | |

ITERATION: 1 2 3 4 5 M (Circle)

COMMANDER/LEADER ASSESSMENT: T P U (Circle)

CONDITIONS: Given an intelligence and electronic warfare system trouble call in a combat environment, land navigation materials/equipment, a tactical vehicle, communication equipment, and all required tools, test measurement and diagnostic equipment, publications and repair parts; during day, night, or nuclear, biological, and chemical environment; and the intelligence and electronic warfare system is required to support battlefield commanders. Some iterations of this task should be performed in MOPP4.

TASK STANDARDS: The intelligence and electronic warfare maintenance section repaired intelligence and electronic warfare systems/equipment in accordance with AR 750-1, equipment technical manuals, unit standing operating procedures, and higher command policies.

TASK STEPS AND PERFORMANCE MEASURES	GO	NO-GO
<ul style="list-style-type: none"> * 1. Review the maintenance requests. * 2. Conduct risk assessment and management. <ul style="list-style-type: none"> a. Identify risks and safety hazards. b. Evaluate the risk and safety hazards. c. Identify risk reduction measures. d. Implement the risk reduction measures. e. Make on-the-spot safety corrections. * 3. Determine personnel, equipment, and material requirements. * 4. Brief the maintenance support team on mission. 5. Deploy/redeploy the maintenance support team. <ul style="list-style-type: none"> a. Plan the movement route. b. Perform preventive maintenance checks and services on vehicles and equipment. c. Navigate to the remote site. d. Maintain communications with the tactical maintenance facility. 6. Perform an initial inspection of the intelligence and electronic warfare equipment. <ul style="list-style-type: none"> a. Inspect the equipment for physical damage and determine if it is feasible to repair the equipment. b. Ensures operator maintenance was performed, the equipment is complete, and all modification work orders have been completed. c. Perform self-tests or checks on the equipment if necessary. d. Record all defects on the maintenance forms. 7. Troubleshoot and repair the system/equipment (if found defective and repairable). <ul style="list-style-type: none"> a. Test the system/equipment. 		

TASK STEPS AND PERFORMANCE MEASURES	GO	NO-GO
<ul style="list-style-type: none"> b. Adjust, repair, or replace defective components. c. Service, apply, or remove modification work order/SMA/SPO/SRO (if applicable). d. Code the equipment if NRTS, not economically repairable, or condemned. e. Retest the system/equipment (if the adjusted or defective component was repaired or replaced). <p>8. Perform a controlled exchange on unserviceable, economically repairable equipment.</p> <ul style="list-style-type: none"> a. Assess the need to perform a controlled exchange. b. Identify the required repair parts. c. Identify a donor system. d. Ensure the task is within the team's ability. e. Obtain authorization for a controlled exchange. f. Ensure applicable tools and publications are available. g. Remove repair parts from the donor system. h. Installs repair parts on the like system. <p>9. Conduct cannibalization of unserviceable, not economically repairable equipment, or excess end-items authorized for local disposal.</p> <ul style="list-style-type: none"> a. Assess the need to cannibalize equipment. b. Identify the required parts. c. Check the supply status of the repair parts. d. Ensure the task is within team's authorization/ability. e. Remove assemblies and repair parts from the unserviceable/not economically repairable or excess end-item. f. Immediately use assemblies/repair parts on the intelligence and electronic warfare system or to supplement supply. <p>10. Perform Battle Damage Assessment and Repair (BDAR).</p> <ul style="list-style-type: none"> a. Assess the need to perform BDAR on intelligence and electronic warfare systems/equipment. b. Request approval for BDAR on an intelligence and electronic warfare system/equipment. c. Perform BDAR in accordance with applicable technical manual(s). <p>11. Follow all safety precautions during maintenance operations.</p> <p>*12. Perform in-process inspection of repair activities.</p> <ul style="list-style-type: none"> a. ensure the proper tools and equipment are being used. b. ensure the proper repair procedures are followed in accordance with technical manuals. c. ensure only authorized repair parts and supplies are being used. d. ensure all required repairs are performed. e. ensure only authorized personnel make the repairs on intelligence and electronic warfare systems/equipment. <p>13. Perform a final inspection of the repaired system/equipment.</p> <ul style="list-style-type: none"> a. Check the equipment to determine if it is complete and all defects found on the initial inspection and in-process inspections have been corrected. b. Ensure all forms and records are complete and accurate. c. Record any additional defects on the applicable maintenance forms. d. Sign and date the applicable maintenance forms if the equipment passes the inspection. <p>14. Report the status change to the operational element leader/commander.</p>		

TASK STEPS AND PERFORMANCE MEASURES	GO	NO-GO
15. Complete maintenance forms and records.		
16. Turn in all maintenance forms and records to the production control section upon return to the intelligence and electronic warfare maintenance facility.		

TASK PERFORMANCE / EVALUATION SUMMARY BLOCK							
ITERATION	1	2	3	4	5	M	TOTAL
TOTAL TASK STEPS EVALUATED							
TOTAL TASK STEPS "GO"							
TRAINING STATUS "GO"/"NO-GO"							

“*” indicates a leader task step.

SUPPORTING INDIVIDUAL TASKS

Task Number	Task Title	References
031-503-3004	SUPERVISE THE CROSSING OF A CONTAMINATED AREA	STP 21-24-SMCT
091-CLT-3009(SL4)	Supervise Maintenance Operations	STP 21-24-SMCT
091-CLT-4029(SL2)	Supervise Preventive Maintenance Checks and Services (PMCS)	STP 21-24-SMCT
101-92Y-0006(SL2)	Inspect equipment for accountability, cleanliness, and serviceability	STP 21-24-SMCT
151-357-0002(SL4)	Coordinate Combat Service Support (CSS) Operations	STP 21-24-SMCT
301-371-1052(SL1)	PROTECT CLASSIFIED INFORMATION AND MATERIAL	STP 21-1-SMCT
301-371-1150(SL3)	IDENTIFY INTELLIGENCE AND ELECTRONIC WARFARE (IEW) ASSETS	STP 21-24-SMCT
850-001-2000(SL2)	Employ Accident Prevention Measures and Risk Mgt Process	STP 21-24-SMCT
850-001-3001(SL3)	Control Mission Safety Hazard	STP 21-24-SMCT
850-001-4001(SL4)	Integrate Risk Mgt Into Platoon	STP 21-24-SMCT

SUPPORTING COLLECTIVE TASKS: NONE

OPFOR TASKS AND STANDARDS

TASK: Disrupt Enemy Movement and Operations Using Tactical Nuclear Weapons (34-OPFOR-1002)

CONDITION: Orders have been received to use tactical nuclear weapons in the enemy's rear. Key locations have been identified.

STANDARD: Tactical nuclear missiles were delivered on target. Movement of equipment and supplies was disrupted or delayed to forward areas. Enemy equipment and supplies were destroyed. A high rate of nuclear casualties was inflicted among enemy troops.

TASK: Conduct Air Attacks (34-OPFOR-1006)

CONDITION: OPFOR elements in the rear area have forwarded the coordinates of enemy facilities/elements. OPFOR aircraft have been dispatched to attack enemy installations or convoys.

STANDARD: Support sites, command and control facilities, and/or convoys were located. Attack runs on designated targets were conducted. Enemy equipment, supplies, and vehicles were destroyed and enemy personnel were killed.

TASK: Disrupt Enemy Movement and Operations Using Persistent and Non-Persistent Chemical Weapons (34-OPFOR-1001)

CONDITION: Conventional artillery weapons or aircraft are available to deliver chemical weapons. Routes and key bases in the rear area have been selected.

STANDARD: Chemical agents were delivered into targeted areas. The movement of enemy supplies and equipment to forward areas was delayed by disrupting command and control systems. Enemy movement was successfully channeled into predesignated ambush areas. Enemy supplies and equipment were contaminated. A high rate of casualties were inflicted on enemy forces.

TASK: Conduct Raid (34-OPFOR-1009)

CONDITION: OPFOR element has occupied an objective rally point and has orders to conduct a raid on a rear area base.

STANDARD: Enemy forces were surprised. Assaulted enemy support base and accomplished assigned tasks. Specified equipment and supplies were destroyed. Decisive engagement was avoided. All personnel were withdrawn from the area within the prescribed time. The collected intelligence data satisfied the Priority Intelligence Requirements.

ELEMENT: CE/IEW MAINT SECTION

TASK: Conduct Intelligence and Electronic Warfare (IEW) Systems Integration Operations (34-4-0305)
(AR 750-1)

ITERATION: 1 2 3 4 5 M (Circle)

COMMANDER/LEADER ASSESSMENT: T P U (Circle)

CONDITIONS: Given a maintenance mission in a combat environment, soldiers with the 33W MOS, intelligence and electronic warfare systems and equipment, a new intelligence and electronic warfare system required to be integrated into the mission, a prescribed parts list, calibration and supply support activities, appropriate publications, and a standing operating procedures. Some iterations of this task should be performed in MOPP4.

TASK STANDARDS: The new intelligence and electronic warfare system was integrated into the unit and met the operational requirements of tactical, operational, and combat support commanders.

TASK STEPS AND PERFORMANCE MEASURES	GO	NO-GO
<ul style="list-style-type: none"> * 1. Review logistical support. <ul style="list-style-type: none"> a. Analyze the integrated logistics support plan or material fielding plan. b. Integrate prescribed parts list and support packages provided with the system. c. Establish prescribed parts list requirements for all repair parts. * 2. Establish test measurement diagnostic equipment procedures. <ul style="list-style-type: none"> a. Analyze test measurement diagnostic equipment provided with the system to determine support requirements. b. Establish test measurement diagnostic equipment calibration support. 3. Personnel install the intelligence and electronic warfare system. <ul style="list-style-type: none"> a. Analyze the installation plan. b. Inventory tools, parts, and material supplied for the installation. c. Order tools, parts, and material necessary for installation, but not supplied. d. Install the intelligence and electronic warfare system. e. Adjust and properly calibrate the new system. f. Support the acceptance testing. 4. Remove the system being replaced. <ul style="list-style-type: none"> a. Determine the disposition of the replaced system. b. Remove the system being replaced. c. Perform a technical inspection of the replace system. d. Turn in the replaced equipment to the designated supply or maintenance activity. * 5. Train the maintainers of the new system. <ul style="list-style-type: none"> a. Analyzes the training plan. b. Plan and conduct the training. * 6. Establish a preventative maintenance checks and services schedule for the new system. <ul style="list-style-type: none"> a. Analyzes the integrated logistics support plan or technical manual for preventative maintenance checks and services requirements. b. Create a preventative maintenance checks and services schedule for the new system. 		

TASK STEPS AND PERFORMANCE MEASURES	GO	NO-GO
7. Update the unit's publications. <ul style="list-style-type: none"> a. Determine standardized maintenance requirements. b. Write or edit appropriate annexes to the unit's standing operating procedures. c. Add technical manuals or other publications to the unit's library. 		

TASK PERFORMANCE / EVALUATION SUMMARY BLOCK							
ITERATION	1	2	3	4	5	M	TOTAL
TOTAL TASK STEPS EVALUATED							
TOTAL TASK STEPS "GO"							
TRAINING STATUS "GO"/"NO-GO"							

"*" indicates a leader task step.

SUPPORTING INDIVIDUAL TASKS

Task Number	Task Title	References
091-CLT-3009(SL4)	Supervise Maintenance Operations	STP 21-24-SMCT
091-CLT-4029(SL2)	Supervise Preventive Maintenance Checks and Services (PMCS)	STP 21-24-SMCT
101-92Y-0006(SL2)	Inspect equipment for accountability, cleanliness, and serviceability	STP 21-24-SMCT
151-357-0002(SL4)	Coordinate Combat Service Support (CSS) Operations	STP 21-24-SMCT
301-371-1052(SL1)	PROTECT CLASSIFIED INFORMATION AND MATERIAL	STP 21-1-SMCT
301-371-1150(SL3)	IDENTIFY INTELLIGENCE AND ELECTRONIC WARFARE (IEW) ASSETS	STP 21-24-SMCT
850-001-2000(SL2)	Employ Accident Prevention Measures and Risk Mgt Process	STP 21-24-SMCT
850-001-3001(SL3)	Control Mission Safety Hazard	STP 21-24-SMCT
850-001-4001(SL4)	Integrate Risk Mgt Into Platoon	STP 21-24-SMCT

SUPPORTING COLLECTIVE TASKS: NONE

OPFOR TASKS AND STANDARDS

TASK: Disrupt Enemy Movement and Operations Using Tactical Nuclear Weapons (34-OPFOR-1002)

CONDITION: Orders have been received to use tactical nuclear weapons in the enemy's rear. Key locations have been identified.

STANDARD: Tactical nuclear missiles were delivered on target. Movement of equipment and supplies was disrupted or delayed to forward areas. Enemy equipment and supplies were destroyed. A high rate of nuclear casualties was inflicted among enemy troops.

TASK: Conduct Air Attacks (34-OPFOR-1006)

CONDITION: OPFOR elements in the rear area have forwarded the coordinates of enemy facilities/elements. OPFOR aircraft have been dispatched to attack enemy installations or convoys.

STANDARD: Support sites, command and control facilities, and/or convoys were located. Attack runs on designated targets were conducted. Enemy equipment, supplies, and vehicles were destroyed and enemy personnel were killed.

TASK: Disrupt Enemy Movement and Operations Using Persistent and Non-Persistent Chemical Weapons (34-OPFOR-1001)

CONDITION: Conventional artillery weapons or aircraft are available to deliver chemical weapons. Routes and key bases in the rear area have been selected.

STANDARD: Chemical agents were delivered into targeted areas. The movement of enemy supplies and equipment to forward areas was delayed by disrupting command and control systems. Enemy movement was successfully channeled into predesignated ambush areas. Enemy supplies and equipment were contaminated. A high rate of casualties were inflicted on enemy forces.

ELEMENT: CE/IEW MAINT SECTION

TASK: Perform Quality Assurance on IEW Systems Maintenance Operations (34-4-0306)
 (FM 43-5) (AR 385-10) (AR 750-1)
 (FM 24-18) (FM 24-35) (FM 3-100)
 (FM 3-4) (FM 3-5) (STP 21-24-SMCT)

ITERATION: 1 2 3 4 5 (Circle)

COMMANDER/LEADER ASSESSMENT: T P U (Circle)

CONDITIONS: Given an intelligence and electronic warfare maintenance mission in a combat environment, soldiers with MOS 33W, intelligence and electronic warfare systems and Equipment, components or assemblies, test measurement and diagnostic equipment, primary load list, an organic supply section, appropriate publications and forms, an nuclear, biological, and chemical protected environment, a 24-hour operationally capable facility, and standing operating procedures. Hazardous conditions may include, but are not limited to: high voltages, electromagnetic discharge, radiation, movement in and around aircraft, and outside weather conditions. Safety will be a daily concern. This task should not be trained in MOPP4.

TASK STANDARDS: The intelligence and electronic warfare maintenance section ensured quality assurance operations complied with all supporting regulations and supported the unit's operational maintenance requirements.

TASK STEPS AND PERFORMANCE MEASURES	GO	NO-GO
<ul style="list-style-type: none"> * 1. Perform quality evaluations of the repair processes. <ul style="list-style-type: none"> a. Inspect the work for cleanliness and completeness. b. Inspect paperwork for accuracy and completeness. c. Ensure equipment has no other deficiencies. * 2. Perform equipment verification checks. <ul style="list-style-type: none"> a. Verify deadline or UFR equipment symptoms. b. Verify work order comments to ensure accuracy. c. Verify equipment UFR/DL tags for accuracy. d. Perform Quality Control (QC) on work order related paperwork for completeness and accuracy. e. Perform QC on supply actions for work order paperwork for accuracy. f. Perform QC on parts request ordering procedures. g. Verify the reparability and classification of turn-in items. h. Perform QC on turn-in paperwork for completeness and accuracy. i. Verify the serviceability of equipment returned to service. j. Verify the operational condition of float/spare equipment. * 3. Inspect tool kit control: <ul style="list-style-type: none"> a. Ensure accountability of assigned tools. b. Check serviceability of tools. c. Verify that damaged or broken tools are turned in for replacement. d. Inspect the general cleanliness/condition of tools. e. Inspect each soldier's hand receipt for completeness and accuracy. * 4. Conduct work area safety inspections. <ul style="list-style-type: none"> a. Inspect the general cleanliness of work area. b. Ensure the Test Measurement and Diagnostic Equipment (TMDE) and work area is properly grounded. 		

TASK STEPS AND PERFORMANCE MEASURES	GO	NO-GO
<p>5. Perform operational inspections on spare equipment.</p> <ul style="list-style-type: none"> a. Ensure the end-item being inspected is complete with all required components/assemblies. b. Verify that the equipment is fully operational. <p>* 6. Inspect TMDE control.</p> <ul style="list-style-type: none"> a. Ensure TMDE items are complete. b. Inspect the item for cleanliness. c. Verify that the item is within calibration standards. d. Review the delinquency rate for TMDE. e. Inspect the TMDE repair program. f. Ensure all TMDE procedures are in accordance with AR 750-43, TB 43-180, and DA Pam 750-43. <p>* 7. Conduct class IX support operations quality assurance evaluations.</p> <ul style="list-style-type: none"> a. Perform supply/primary load list evaluations. b. Review the automated DA Form 3318 (Record of Demand). c. Review the DA Form 2064 (Document Register). d. Conduct random physical inventories of primary load list. e. Verify that inventory is stored neatly to avoid damage. f. Inspect the packaging of turn-in equipment. g. Inspect supply procedures and correct/point out potential problem areas. <p>* 8. Conduct production control inspections.</p> <ul style="list-style-type: none"> a. Conduct a QC on the army maintenance management system Procedures. b. Review paper work for accuracy, neatness, and accountability. c. Inventory deadlined equipment. d. Verify that all items have been properly tagged. e. Check for general cleanliness and neatness. f. Ensure equipment is stored in a safe, stable, and secure area. <p>* 9. Inspect the publications library.</p> <p>*10. Conduct follow-up inspections of deficient areas.</p> <p>11. Use standing operating procedures in performing maintenance processing actions.</p>		

TASK PERFORMANCE / EVALUATION SUMMARY BLOCK							
ITERATION	1	2	3	4	5		TOTAL
TOTAL TASK STEPS EVALUATED							
TOTAL TASK STEPS "GO"							
TRAINING STATUS "GO"/"NO-GO"							

"*" indicates a leader task step.

SUPPORTING INDIVIDUAL TASKS

Task Number	Task Title	References
031-503-3004	SUPERVISE THE CROSSING OF A CONTAMINATED AREA	STP 21-24-SMCT
071-326-0515	SELECT A MOVEMENT ROUTE USING A MAP	STP 21-24-SMCT

SUPPORTING INDIVIDUAL TASKS

Task Number	Task Title	References
071-326-5626	PREPARE AN ORAL OPERATION ORDER	STP 21-24-SMCT
071-328-5301	INSPECT PERSONNEL/EQUIPMENT	STP 21-24-SMCT
071-329-1006	NAVIGATE FROM ONE POINT ON THE GROUND TO ANOTHER POINT WHILE DISMOUNTED	STP 21-24-SMCT
091-CLT-3009(SL4)	Supervise Maintenance Operations	STP 21-24-SMCT
091-CLT-4029(SL2)	Supervise Preventive Maintenance Checks and Services (PMCS)	STP 21-24-SMCT
101-92Y-0006(SL2)	Inspect equipment for accountability, cleanliness, and serviceability	STP 21-24-SMCT
113-573-8006	USE AN AUTOMATED SIGNAL OPERATION INSTRUCTION (SOI)	STP 21-24-SMCT
151-357-0002(SL4)	Coordinate Combat Service Support (CSS) Operations	STP 21-24-SMCT
301-371-1052(SL1)	PROTECT CLASSIFIED INFORMATION AND MATERIAL	STP 21-1-SMCT
301-371-1150(SL3)	IDENTIFY INTELLIGENCE AND ELECTRONIC WARFARE (IEW) ASSETS	STP 21-24-SMCT
551-721-3359	PREPARE A STRIP MAP	STP 21-24-SMCT
850-001-2000(SL2)	Employ Accident Prevention Measures and Risk Mgt Process	STP 21-24-SMCT
850-001-3001(SL3)	Control Mission Safety Hazard	STP 21-24-SMCT
850-001-4001(SL4)	Integrate Risk Mgt Into Platoon	STP 21-24-SMCT

SUPPORTING COLLECTIVE TASKS: NONE**OPFOR TASKS AND STANDARDS**

TASK: Disrupt Enemy Movement and Operations Using Tactical Nuclear Weapons (34-OPFOR-1002)

CONDITION: Orders have been received to use tactical nuclear weapons in the enemy's rear. Key locations have been identified.

STANDARD: Tactical nuclear missiles were delivered on target. Movement of equipment and supplies was disrupted or delayed to forward areas. Enemy equipment and supplies were destroyed. A high rate of nuclear casualties was inflicted among enemy troops.

TASK: Conduct Air Attacks (34-OPFOR-1006)

CONDITION: OPFOR elements in the rear area have forwarded the coordinates of enemy facilities/elements. OPFOR aircraft have been dispatched to attack enemy installations or convoys.

STANDARD: Support sites, command and control facilities, and/or convoys were located. Attack runs on designated targets were conducted. Enemy equipment, supplies, and vehicles were destroyed and enemy personnel were killed.

ELEMENTS: COMPANY HEADQUARTERS
 MECH MAINT SECTION
 COLL & JAM PLT HQ
 ACE HEADQUARTERS
 COMPANY
 SVC PLT HQ
 CE/IEW MAINT SECTION

TASK: Perform Unit Level Maintenance (43-2-C322.34-0001)
 (FM 43-5) (AR 220-1) (AR 385-10)
 (AR 385-30) (AR 385-40) (AR 700-138)
 (AR 750-1) (DA PAM 738-750) (DA PAM 750-35)
 (FM 20-22)

ITERATION: 1 2 3 4 5 M (Circle)

COMMANDER/LEADER ASSESSMENT: T P U (Circle)

CONDITIONS: The company is tactically deployed and is currently engaged in combat. Unit maintenance personnel receive requests to repair inoperative equipment. The unit maintenance area is established. Required tools, repair parts, equipment, and personnel are available. Operators are performing preventive maintenance checks and services on the equipment. Recovery operations with injured operators on board may be required. The company tactical standing operating procedures is available. Some iterations of this task should be performed in MOPP4.

TASK STANDARDS: Unit vehicles and equipment were maintained in an operational ready status in accordance with Department of the Army standards. Time required to prepare is increased when conducting this task in MOPP 4.

TASK STEPS AND PERFORMANCE MEASURES	GO	NO-GO
<p>* 1. Company commander/motor officer directs unit maintenance program. (01-4965.90-0001)</p> <ul style="list-style-type: none"> a. Monitors implementation of unit maintenance program. b. Monitors unit operational levels by reviewing vehicle and equipment status reports. c. Identifies current or anticipated maintenance problems. d. Coordinates resolution of maintenance problems with higher headquarters. e. Requests control substitution approval from higher headquarters. f. Approves emergency field repairs. g. Prepares materiel condition status reports. h. Conducts periodic inspections of personnel and equipment to ensure safety program is enforced. <p>* 2. Platoon/section leaders supervise operator maintenance. (04-4966.90-0010, 01-4965.90-0001, 03-5101.00-0283)</p> <ul style="list-style-type: none"> a. Monitor performance of preventive maintenance checks and services. b. Inspect vehicle, weapons, and equipment. c. Coordinate maintenance assistance with the unit maintenance section. d. Monitor equipment repair parts status. e. Request approval for emergency field repairs. f. Maintain maintenance status of vehicle, weapons, and equipment. g. Provide input for materiel condition status report. <p>3. Perform operator maintenance.</p> <ul style="list-style-type: none"> a. Perform preventive maintenance checks and services. 		

TASK STEPS AND PERFORMANCE MEASURES	GO	NO-GO
<ul style="list-style-type: none"> b. Notify supervisor of maintenance problems beyond operator's capability. c. Perform emergency field repairs. d. Assist unit maintenance personnel with repairs and services. <p>* 4. Motor sergeant supervises unit maintenance personnel.</p> <ul style="list-style-type: none"> a. Organizes unit maintenance personnel to perform unit maintenance activities. b. Supervises the army maintenance management system and prescribed load list procedures for completeness and accuracy. c. Supervises repair and inspection procedures to ensure they are done safely and in accordance with appropriate references. d. Requests approval for Battle Damage Assessment and Repair (BDAR) from company commander when established repair procedures can not be used. e. Supervises BDAR procedures to ensure procedures are accomplished in accordance with appropriate BDAR manuals. f. Requests approval to use controlled exchange from company commander when required repair parts are not available. g. Supervises use of controlled exchange for compliance with commander's guidance. h. Supervises recovery operations to ensure correct recovery and safety procedures are used. i. Supervises army oil analysis program procedures to ensure testing of oil samples is completed at required intervals. j. Coordinates maintenance status with platoon/section leaders. k. Provides unit maintenance status to company commander. <p>5. Repair organic equipment.</p> <ul style="list-style-type: none"> a. Diagnose faults on inoperative equipment. b. Request required repair parts to complete the repair from prescribed load list clerk. c. Repair equipment in accordance with applicable technical manuals. d. Request approval for BDAR through the motor sergeant when established repair procedures can not be used. e. Perform BDAR in accordance with appropriate BDAR manual. f. Request approval for controlled exchange through motor sergeant when required repair parts are not available. g. Perform controlled exchange. h. Perform final inspection to ensure quality control of repairs. i. Record completed work on appropriate document(s). j. Employ safety procedures to minimize accidents. <p>6. Conduct transactions with support maintenance.</p> <ul style="list-style-type: none"> a. Identify category of repair. b. Correct unit level deficiencies. c. Prepare required documentation for submission to support maintenance. d. Evacuate equipment to support maintenance. e. Verify completion of repairs. f. Pick up equipment upon completion of repairs. <p>7. Perform administrative support functions.</p> <ul style="list-style-type: none"> a. Maintain prescribed load list. b. Request repair parts for unit equipment. c. Perform required army oil analysis program tasks. d. Turn in unserviceable repairable items. e. Maintain document registers. f. Maintain maintenance control records. 		

TASK STEPS AND PERFORMANCE MEASURES	GO	NO-GO
g. Maintain technical publications on all organic equipment. h. Maintain tools and test equipment. i. Maintain power generation equipment. 8. Recover disabled vehicles. a. Verify location of disabled vehicles. b. Move on a concealed route to disabled vehicles. c. Inspect vehicles to determine required parts. d. Repair vehicles on site. e. Evacuate nonrepairable vehicles to unit maintenance area. 9. React to battle damaged vehicle (recoverable) within a hostile area. a. Request covering fire. b. Move on a concealed route to disabled vehicle. c. Tow vehicle to a concealed location. d. Remove casualties from vehicle. e. Perform self aid/buddy aid. f. Request medical assistance if required. g. Evacuate casualties. h. Perform battle damage assessment. i. Repair vehicle if possible. j. Recover nonrepairable vehicle. 10. React to battle damaged vehicle (unrecoverable) within a hostile area. a. Request direct and supporting fire. b. Move on a concealed route to disabled vehicle. c. Remove casualties from vehicle. d. Treat casualties. e. Request medical assistance if required. f. Evacuate casualties. g. Request disposition of unrecoverable vehicle from company commander. h. Conduct salvage operations. i. Prepare vehicle for destruction. j. Destroy vehicle on order of commander or designated representative.		

TASK PERFORMANCE / EVALUATION SUMMARY BLOCK							
ITERATION	1	2	3	4	5	M	TOTAL
TOTAL TASK STEPS EVALUATED							
TOTAL TASK STEPS "GO"							
TRAINING STATUS "GO"/"NO-GO"							

"**" indicates a leader task step.

SUPPORTING INDIVIDUAL TASKS

Task Number	Task Title	References
01-4965.90-0001	Supervise Unit Maintenance Operations	STP 21-II-MQS STP 21-I-MQS
03-4651.90-0001	Supervise Training and Licensing of Unit Equipment Operators	STP 21-II-MQS
03-4966.90-0010	Supervise Preventive Maintenance Checks and Services	STP 21-I-MQS STP 21-II-MQS

SUPPORTING INDIVIDUAL TASKS

Task Number	Task Title	References
03-4976.90-0501	Prepare a Materiel Condition Status Report	STP 21-I-MQS STP 21-II-MQS
03-4995.90-0010	Direct Vehicle and Equipment Recovery Operations	STP 21-I-MQS STP 21-II-MQS
03-5101.00-0283	Supervise the Maintenance of Unit Prescribed Load List	STP 21-I-MQS STP 21-II-MQS
03-9003.02-0001	Manage Accident Risk in Unit Operations	STP 21-I-MQS STP 21-II-MQS
03-9003.03-0001	Supervise the Management of Accident Risk in Unit Operations	STP 21-I-MQS STP 21-II-MQS
091-CLT-3009(SL4)	Supervise Maintenance Operations	STP 21-I-MQS
091-CLT-4029(SL2)	Supervise Preventive Maintenance Checks and Services (PMCS)	STP 21-24-SMCT
850-001-2000(SL2)	Employ Accident Prevention Measures and Risk Mgt Process	STP 21-24-SMCT
850-001-3001(SL3)	Control Mission Safety Hazard	STP 21-24-SMCT
850-001-4001(SL4)	Integrate Risk Mgt Into Platoon	STP 21-24-SMCT

SUPPORTING COLLECTIVE TASKS: NONE**OPFOR TASKS AND STANDARDS**

TASK: Disrupt Enemy Movement and Operations Using Persistent and Non-Persistent Chemical Weapons (34-OPFOR-1001)

CONDITION: Conventional artillery weapons or aircraft are available to deliver chemical weapons. Routes and key bases in the rear area have been selected.

STANDARD: Chemical agents were delivered into targeted areas. The movement of enemy supplies and equipment to forward areas was delayed by disrupting command and control systems. Enemy movement was successfully channeled into predesignated ambush areas. Enemy supplies and equipment were contaminated. A high rate of casualties were inflicted on enemy forces.

TASK: Conduct Air Attacks (34-OPFOR-1006)

CONDITION: OPFOR elements in the rear area have forwarded the coordinates of enemy facilities/elements. OPFOR aircraft have been dispatched to attack enemy installations or convoys.

STANDARD: Support sites, command and control facilities, and/or convoys were located. Attack runs on designated targets were conducted. Enemy equipment, supplies, and vehicles were destroyed and enemy personnel were killed.

TASK: Conduct Aerial Reconnaissance (34-OPFOR-1007)

CONDITION: OPFOR HQ requires intelligence on the location and identification of enemy elements. Aircraft is dispatched to take photographs and conduct a visual inspection of enemy area.

STANDARD: Located and photographed enemy positions in assigned sectors, to include: support and storage bases and command and control facilities. Visual checks were conducted when possible. The enemy was not engaged. Priority Intelligence Requests and other Information Requirements were reported to OPFOR HQ.

TASK: Disrupt Enemy Movement and Operations Using Tactical Nuclear Weapons (34-OPFOR-1002)

CONDITION: Orders have been received to use tactical nuclear weapons in the enemy's rear. Key locations have been identified.

STANDARD: Tactical nuclear missiles were delivered on target. Movement of equipment and supplies was disrupted or delayed to forward areas. Enemy equipment and supplies were destroyed. A high rate of nuclear casualties was inflicted among enemy troops.

TASK: Conduct Hasty Ambush (34-OPFOR-1003)

CONDITION: OPFOR element is moving in a concealed area when an enemy element is reported moving along an adjacent route.

STANDARD: The ambush site was prepared before the arrival of enemy element. The enemy force was surprised and casualties were inflicted within the designated kill zone. Delayed enemy march element from reaching its specified destination. Withdrew, on order, within two minutes of ambush initiation. Reported results of mission to headquarters.

TASK: Conduct Raid (34-OPFOR-1009)

CONDITION: OPFOR element has occupied an objective rally point and has orders to conduct a raid on a rear area base.

STANDARD: Enemy forces were surprised. Assaulted enemy support base and accomplished assigned tasks. Specified equipment and supplies were destroyed. Decisive engagement was avoided. All personnel were withdrawn from the area within the prescribed time. The collected intelligence data satisfied the Priority Intelligence Requirements.

ELEMENTS: COMPANY HEADQUARTERS
SVC PLT HQ

TASK: Manage Unit Maintenance Operations (43-2-C323.34-0001)
(FM 43-5)

ITERATION: 1 2 3 4 5 M (Circle)

COMMANDER/LEADER ASSESSMENT: T P U (Circle)

CONDITIONS: Unit is deployed with organic equipment on a tactical mission. Some iterations of this task should be performed in MOPP4.

TASK STANDARDS: Maintained an operational readiness rate consistent with the tactical mission requirements and established Department of the Army standards.

TASK STEPS AND PERFORMANCE MEASURES	GO	NO-GO
<ul style="list-style-type: none"> * 1. Unit commander supervises maintenance activities. <ul style="list-style-type: none"> a. Establishes maintenance priorities. b. Monitors maintenance activities for individual and table of organization and equipment. c. Monitors equipment status. d. Monitors maintenance personnel strength shortages. e. Conducts periodic inspections of personnel and equipment to check enforcement of safety measures and safe usage of equipment. 2. Conduct a quality control program. <ul style="list-style-type: none"> a. Perform initial inspections during turn-in operations. b. Record results of inspections on DA Form 2404. c. Perform in-process inspections of new equipment. d. Perform final inspections prior to turn in to supply channels after operator preparation procedures are complete. e. Review maintenance records. f. Monitor preventive maintenance checks and services conducted by operators. g. Monitor equipment status. h. Verify inspection procedures. i. Inspect calibration equipment records. * 3. Maintain the unit equipment safety program. <ul style="list-style-type: none"> a. Brief personnel on specifics of the safety program. b. Conduct safety inspections. c. Inspect disabled equipment for safety hazards. d. Enforce safety procedures. e. Report accidents and mishaps. f. Investigate accidents and mishaps. g. Monitor equipment status. h. Verify inspection procedures. i. Inspect calibration equipment records. * 4. Supervise prescribed load list operations. <ul style="list-style-type: none"> a. Verify prescribed load list accuracy at prescribed intervals. b. Inspect document registers to verify replenishment of repair parts. c. Inspect prescribed load list for approving authority signature. 		

TASK STEPS AND PERFORMANCE MEASURES	GO	NO-GO
5. Calibration NCO monitors (element) calibration program. <ul style="list-style-type: none"> a. Maintains calibration schedule. b. Monitors calibration schedule. c. Advises supporting calibration facility of new or additional equipment. d. Prepares calibration data cards. e. Verifies maintenance of equipment. * 6. Commander enforces unit safety program. <ul style="list-style-type: none"> a. Conducts risk assessment of working environment. b. Ensures soldiers are aware of inherent dangers of their equipment. c. Ensures soldiers are aware of the hazards their equipment poses to others. d. Ensures chain of command enforces safety. 		

TASK PERFORMANCE / EVALUATION SUMMARY BLOCK							
ITERATION	1	2	3	4	5	M	TOTAL
TOTAL TASK STEPS EVALUATED							
TOTAL TASK STEPS "GO"							
TRAINING STATUS "GO"/"NO-GO"							

"*" indicates a leader task step.

SUPPORTING INDIVIDUAL TASKS

Task Number	Task Title	References
01-4965.90-0001	Supervise Unit Maintenance Operations	STP 21-II-MQS STP 21-I-MQS
03-4651.90-0001	Supervise Training and Licensing of Unit Equipment Operators	STP 21-II-MQS STP 21-I-MQS
03-4966.90-0010	Supervise Preventive Maintenance Checks and Services	STP 21-II-MQS STP 21-I-MQS
03-4976.90-0501	Prepare a Materiel Condition Status Report	STP 21-II-MQS STP 21-I-MQS
03-4995.90-0010	Direct Vehicle and Equipment Recovery Operations	STP 21-II-MQS STP 21-I-MQS
03-5101.00-0283	Supervise the Maintenance of Unit Prescribed Load List	STP 21-II-MQS STP 21-I-MQS
03-9003.02-0001	Manage Accident Risk in Unit Operations	STP 21-II-MQS STP 21-I-MQS
03-9003.03-0001	Supervise the Management of Accident Risk in Unit Operations	STP 21-II-MQS STP 21-I-MQS
091-CLT-3009(SL4)	Supervise Maintenance Operations	STP 21-I-MQS
091-CLT-4029(SL2)	Supervise Preventive Maintenance Checks and Services (PMCS)	STP 21-24-SMCT
850-001-2000(SL2)	Employ Accident Prevention Measures and Risk Mgt Process	STP 21-24-SMCT
850-001-3001(SL3)	Control Mission Safety Hazard	STP 21-24-SMCT
850-001-4001(SL4)	Integrate Risk Mgt Into Platoon	STP 21-24-SMCT

SUPPORTING COLLECTIVE TASKS: NONE

OPFOR TASKS AND STANDARDS

TASK: Conduct Air Attacks (34-OPFOR-1006)

CONDITION: OPFOR elements in the rear area have forwarded the coordinates of enemy facilities/elements. OPFOR aircraft have been dispatched to attack enemy installations or convoys.

STANDARD: Support sites, command and control facilities, and/or convoys were located. Attack runs on designated targets were conducted. Enemy equipment, supplies, and vehicles were destroyed and enemy personnel were killed.

TASK: Disrupt Enemy Movement and Operations Using Tactical Nuclear Weapons (34-OPFOR-1002)

CONDITION: Orders have been received to use tactical nuclear weapons in the enemy's rear. Key locations have been identified.

STANDARD: Tactical nuclear missiles were delivered on target. Movement of equipment and supplies was disrupted or delayed to forward areas. Enemy equipment and supplies were destroyed. A high rate of nuclear casualties was inflicted among enemy troops.

TASK: Conduct Hasty Ambush (34-OPFOR-1003)

CONDITION: OPFOR element is moving in a concealed area when an enemy element is reported moving along an adjacent route.

STANDARD: The ambush site was prepared before the arrival of enemy element. The enemy force was surprised and casualties were inflicted within the designated kill zone. Delayed enemy march element from reaching its specified destination. Withdrew, on order, within two minutes of ambush initiation. Reported results of mission to headquarters.

TASK: Disrupt Enemy Movement and Operations Using Persistent and Non-Persistent Chemical Weapons (34-OPFOR-1001)

CONDITION: Conventional artillery weapons or aircraft are available to deliver chemical weapons. Routes and key bases in the rear area have been selected.

STANDARD: Chemical agents were delivered into targeted areas. The movement of enemy supplies and equipment to forward areas was delayed by disrupting command and control systems. Enemy movement was successfully channeled into predesignated ambush areas. Enemy supplies and equipment were contaminated. A high rate of casualties were inflicted on enemy forces.

ELEMENTS: COMPANY HEADQUARTERS
 SVC PLT HQ
 COLL & JAM PLT HQ
 OPS SPT PLT HQ
 ACE HEADQUARTERS
 COMPANY

TASK: Receive External Sling Load Resupply (55-2-C325.34-0001)
 (FM 10-27) (101-Y-0003) (DA PAM 710-2-1)
 (FM 10-15) (FM 10-27-4) (FM 10-60)
 (SUPPLY UPDATE) (SUPPLY UPDATE SB 708-48) (UPDATE 13)
 (UPDATE 2-14)

ITERATION: 1 2 3 4 5 M (Circle)

COMMANDER/LEADER ASSESSMENT: T P U (Circle)

CONDITIONS: Company is alerted for incoming resupply by external sling load. S2/S3 (if immediate resupply) or S4 (if routine resupply) notifies the company of the anticipated type and amount of supplies or equipment and the scheduled delivery time. The company has personnel trained in sling load procedures. Helicopter(s) deliver supplies and/or equipment to a designated landing zone near the company's position. The landing zone is secured. Slings and other materials may or may not be returned with delivery helicopter(s) to unit of origin. Company tactical standing operating procedures and battalion operations order are available. Some iterations of this task should be performed in MOPP4.

TASK STANDARDS: Supplies and/or equipment were dragged and cleared from the landing zone. Time required to perform sling load operations increases when conducting this task in MOPP 4.

TASK STEPS AND PERFORMANCE MEASURES	GO	NO-GO
<p>* 1. Develop supply and/or equipment receipt plan.</p> <ul style="list-style-type: none"> a. Verify quantity and type of supplies and/or equipment and delivery time with S2/S3 or S4. b. Coordinate Landing Zone (LZ) security and location with S2/S3. c. Appoint LZ officer or NCO. d. Coordinate additional motor transport and special equipment requirements with S4. e. Assign appropriate number and composition of ground crew(s) based on tactical situation, type and quantity of cargo, and size of LZ. f. Request required protective equipment from unit supply facility. g. Brief LZ officer or NCO on tactical situation, size of operation, preparation and clearance of LZ, protective equipment, and safety precautions. h. Disseminate plan to all company elements. <p>* 2. LZ officer/NCO supervises external sling load resupply operations.</p> <ul style="list-style-type: none"> a. Identifies wind direction and speed. b. Transmits wind direction and speed to incoming aircraft as requested. c. Identifies aircraft approach direction. d. Prepares LZ emergency security and reaction plan. e. Identifies ground crew(s) rendezvous or rally point(s). f. Secures all required LZ marking and personnel protection equipment. g. Organizes ground crew team(s). h. Briefs ground crew team(s) on tactical situation, size of operation, preparation and clearance of LZ, emergency procedures, protective equipment, and safety precautions. i. Assigns individual team member duties. 		

TASK STEPS AND PERFORMANCE MEASURES	GO	NO-GO
<ul style="list-style-type: none"> j. Supervises derigging operations. k. Supervises loading of supplies and/or equipment on motor transport vehicles. l. Supervises LZ clearance activities. m. Enforces safety procedures. <p>3. Perform LZ preparation activities.</p> <ul style="list-style-type: none"> a. Remove all obstructions from LZ. b. Mark all unremovable obstructions. c. Clear all loose debris from the LZ. d. Set up all required visual markers. e. Position vehicles and other special equipment out of the LZ. f. Rehearse hand or arm and other visual signals. <p>4. Daring external sling load supplies or equipment.</p> <ul style="list-style-type: none"> a. Wear hearing and eye protection. b. Employ safety precautions. c. Employ visual signals to guide helicopter to derigging point. d. Ground static discharge probe to cargo hook. e. Release load from helicopter. f. Provide "affirmative" signal to pilot for liftoff when load is unhooked and clear of helicopter. <p>5. Prepare slings and/or nets for air transport retrograde.</p> <ul style="list-style-type: none"> a. Remove cargo sling and/or nets from supplies or equipment. b. Secure all slings and/or nets in a cargo net. c. Employ proper hand signals to guide helicopter into position. d. Ground static discharge probe to net rings. e. Connect sling equipment to helicopter cargo hook. f. Provide "affirmative" signal to pilot for liftoff when net is secure and all personnel are clear. <p>6. Clear LZ.</p> <ul style="list-style-type: none"> a. Load all supplies or equipment on vehicle(s). b. Load all slings and/or nets and markers on vehicle(s). c. Remove all loose debris from LZ. 		

TASK PERFORMANCE / EVALUATION SUMMARY BLOCK							
ITERATION	1	2	3	4	5	M	TOTAL
TOTAL TASK STEPS EVALUATED							
TOTAL TASK STEPS "GO"							
TRAINING STATUS "GO"/"NO-GO"							

"*" indicates a leader task step.

SUPPORTING INDIVIDUAL TASKS

Task Number	Task Title	References
01-9001.19-0002	Take Charge of a Company, Staff Section, or Equivalent Sized Organization	STP 21-II-MQS
03-9003.02-0001	Manage Accident Risk in Unit Operations	STP 21-I-MQS STP 21-II-MQS STP 21-I-MQS

SUPPORTING INDIVIDUAL TASKS

Task Number	Task Title	References
03-9003.03-0001	Supervise the Management of Accident Risk in Unit Operations	STP 21-II-MQS
101-92Y-0001(SL4)	Supervise Supply Activities	STP 21-I-MQS
101-92Y-0002(SL3)	Plan Tactical Re-Supply Operations	STP 21-24-SMCT
151-357-0001(SL4)	Supervise CSS Functions During Platoon Operations	STP 21-24-SMCT
850-001-2000(SL2)	Employ Accident Prevention Measures and Risk Mgt Process	STP 21-24-SMCT
850-001-3001(SL3)	Control Mission Safety Hazard	STP 21-24-SMCT
850-001-4001(SL4)	Integrate Risk Mgt Into Platoon	STP 21-24-SMCT

SUPPORTING COLLECTIVE TASKS: NONE**OPFOR TASKS AND STANDARDS**

TASK: Conduct Sniper Operations (34-OPFOR-1005)

CONDITION: OPFOR element has received a sniper mission from headquarters. Snipers are assigned missions in the enemy rear area along major supply routes and near support sites.

STANDARD: Infiltrated enemy area of operations and set up a well concealed location. Vehicle drivers or personnel on foot were engaged with short bursts of semiautomatic fire. Selected targets were killed or wounded. Prevented position from being discovered and evacuated the area without being detected. Results of the operation were reported to OPFOR headquarters.

TASK: Conduct Aerial Reconnaissance (34-OPFOR-1007)

CONDITION: OPFOR HQ requires intelligence on the location and identification of enemy elements. Aircraft is dispatched to take photographs and conduct a visual inspection of enemy area.

STANDARD: Located and photographed enemy positions in assigned sectors, to include: support and storage bases and command and control facilities. Visual checks were conducted when possible. The enemy was not engaged. Priority Intelligence Requests and other Information Requirements were reported to OPFOR HQ.

TASK: Gather Intelligence (34-OPFOR-1008)

CONDITION: OPFOR elements, operating in the rear area, are planning attacks on enemy bases. Information is needed before plans are finalized.

STANDARD: All Priority Intelligence Requests and other intelligence requirements were identified. Passed through any outpost, defensive wire, or warning device undetected. Moved to an observation point that offered cover and concealment and was close enough to gather required information. Gathered data, which answered intelligence requirements. Withdrew from area undetected. All information of value was reported to OPFOR headquarters.

TASK: Conduct Electronic Warfare (34-OPFOR-1012)

CONDITION: OPFOR employs collection and direction finding assets (ground and air), to monitor and locate enemy forces.

STANDARD: The positions of enemy command, intelligence, and logistics units were located. The locations of the positions were forwarded to OPFOR headquarters. Jamming signals were used against enemy radio receivers. Enemy radio nets were monitored and all information of intelligence value was reported to OPFOR HQ.

TASK: Conduct Air Attacks (34-OPFOR-1006)

CONDITION: OPFOR elements in the rear area have forwarded the coordinates of enemy facilities/elements. OPFOR aircraft have been dispatched to attack enemy installations or convoys.

STANDARD: Support sites, command and control facilities, and/or convoys were located. Attack runs on designated targets were conducted. Enemy equipment, supplies, and vehicles were destroyed and enemy personnel were killed.

TASK: Disrupt Enemy Movement and Operations Using Tactical Nuclear Weapons (34-OPFOR-1002)

CONDITION: Orders have been received to use tactical nuclear weapons in the enemy's rear. Key locations have been identified.

STANDARD: Tactical nuclear missiles were delivered on target. Movement of equipment and supplies was disrupted or delayed to forward areas. Enemy equipment and supplies were destroyed. A high rate of nuclear casualties was inflicted among enemy troops.

TASK: Conduct Hasty Ambush (34-OPFOR-1003)

CONDITION: OPFOR element is moving in a concealed area when an enemy element is reported moving along an adjacent route.

STANDARD: The ambush site was prepared before the arrival of enemy element. The enemy force was surprised and casualties were inflicted within the designated kill zone. Delayed enemy march element from reaching its specified destination. Withdrew, on order, within two minutes of ambush initiation. Reported results of mission to headquarters.

TASK: Conduct Raid (34-OPFOR-1009)

CONDITION: OPFOR element has occupied an objective rally point and has orders to conduct a raid on a rear area base.

STANDARD: Enemy forces were surprised. Assaulted enemy support base and accomplished assigned tasks. Specified equipment and supplies were destroyed. Decisive engagement was avoided. All personnel were withdrawn from the area within the prescribed time. The collected intelligence data satisfied the Priority Intelligence Requirements.

TASK: Disrupt Enemy Movement and Operations Using Persistent and Non-Persistent Chemical Weapons (34-OPFOR-1001)

CONDITION: Conventional artillery weapons or aircraft are available to deliver chemical weapons. Routes and key bases in the rear area have been selected.

STANDARD: Chemical agents were delivered into targeted areas. The movement of enemy supplies and equipment to forward areas was delayed by disrupting command and control systems. Enemy movement was successfully channeled into predesignated ambush areas. Enemy supplies and equipment were contaminated. A high rate of casualties were inflicted on enemy forces.

ELEMENTS: COMPANY
 ACE HEADQUARTERS
 COMPANY HEADQUARTERS
 SVC PLT HQ
 COLL & JAM PLT HQ
 OPS SPT PLT HQ

TASK: Perform Risk Management Procedures (71-3-C231.34-0001)
 (FM 100-14) (154-R-6667) (AR 385-10)

ITERATION: 1 2 3 4 5 M (Circle)
COMMANDER/LEADER ASSESSMENT: T P U (Circle)

CONDITIONS: Unit is deployed performing its combat mission. Some iterations of this task should be performed in MOPP4.

TASK STANDARDS: All leaders and soldiers were aware of all potential safety problems inherent in the conduct of the mission. Appropriate measures were taken to minimize risks. All risks taken were necessary to accomplish training objectives. Company trained to standard and did not take shortcuts that endangered unit members.

TASK STEPS AND PERFORMANCE MEASURES	GO	NO-GO
<p>* 1. Commander identifies risk/safety hazards.</p> <ul style="list-style-type: none"> a. Analyze OPLAN/FRAGO/OPORD for specified and implied missions (tasks). b. Integrate safety into every phase of the planning process. c. Assess risks before issuing a FRAGO when missions or conditions change. <p>* 2. Evaluate risk/safety hazards identified in the operation.</p> <ul style="list-style-type: none"> a. Compare the risk to the acceptable level of risk in the commander's intent based on the stated training objective. b. Determine the likelihood of equipment and personnel losses from accidents. c. Describe the operation in terms of high, medium, or low risk. d. Prepare courses of action that minimize accidental losses. <p>* 3. Eliminate or reduce risk/safety hazards.</p> <ul style="list-style-type: none"> a. Choose course of action that maximizes the operation and minimizes risk. b. Develop procedures that reduce risk/safety hazards. c. Prescribe safety/protective equipment. d. Brief elements prior to all operations. <p>4. Carry out safety procedures.</p> <ul style="list-style-type: none"> a. Receive safety briefings prior to all operations. b. Practice safety procedures during all mission rehearsals. c. Make on the spot safety corrections. <p>NOTE: Safety is a part of realism... and realism includes building safety into training so that safe practices, which eliminate accidents, become second nature during war. FM 3-0 emphasizes the need for boldness and that commanders must take "risks and tenaciously press soldiers and systems" as an imperative. However, such an imperative is founded on the premise that protecting the force to the maximum possible ensures winning the battle.</p>		

TASK PERFORMANCE / EVALUATION SUMMARY BLOCK							
ITERATION	1	2	3	4	5	M	TOTAL
TOTAL TASK STEPS EVALUATED							
TOTAL TASK STEPS "GO"							
TRAINING STATUS "GO"/"NO-GO"							

"*" indicates a leader task step.

SUPPORTING INDIVIDUAL TASKS

Task Number	Task Title	References
850-001-2000(SL2)	Employ Accident Prevention Measures and Risk Mgt Process	STP 21-24-SMCT
850-001-3001(SL3)	Control Mission Safety Hazard	STP 21-24-SMCT
850-001-4001(SL4)	Integrate Risk Mgt Into Platoon	STP 21-24-SMCT

SUPPORTING COLLECTIVE TASKS: NONE

OPFOR TASKS AND STANDARDS: NONE

ELEMENTS: SVC PLT HQ
 COLL & JAM PLT HQ
 OPS SPT PLT HQ
 ACE HEADQUARTERS
 COMPANY HEADQUARTERS

TASK: Establish and Operate a Single Channel Voice Radio Net with Single Channel Ground and Airborne Radio System (SINCGARS) System Implementation Program (SIP) (11-2-C302.34-0001)

(FM 24-18)	(FM 20-3)	(FM 24-1)
(FM 24-33)	(FM 24-35)	(FM 24-35-1)
(FM 3-4)	(FM 3-5)	

ITERATION: 1 2 3 4 5 M (Circle)

COMMANDER/LEADER ASSESSMENT: T P U (Circle)

CONDITIONS: The element is tactically deployed and must establish the communications networks. Operators were briefed and issued signal operating instructions/signal supplemental instructions (SOI/SSI) extracts, numerical cipher authenticated system, operations codes, and brevity lists. Situational hazards such as nuclear, biological, chemical (NBC) conditions; opposing forces (OPFOR), electronic warfare (EW), and directional finding ability exists. Some iterations of this task should be performed in MOPP4.

TASK STANDARDS: Operators establish and enter a radio net no later than the time prescribed in the Operation Plan/Operation Order (OPLAN/OPORD). The net is not compromised. Performance in MOPP 4 increases the time required to complete the task.

TASK STEPS AND PERFORMANCE MEASURES	GO	NO-GO								
<ol style="list-style-type: none"> 1. The crew/operators install radio set for operation. <ol style="list-style-type: none"> a. Secure radios in mount. b. Connect audio accessories. c. Install antennas. d. Perform before operation PMCS. 2. The crew/operators initializes SINCGARS SIP for single channel operations. <ol style="list-style-type: none"> a. Turns VAA Power Switch (CB1) to ON. b. Performs self-test by tuning FCTN switch to TST. c. Takes SINCGARS out of Packet (PCKT) mode. Sets SINCGARS FCTN switch to SQ ON. Presses DATA (4) key and CHG (&) key to take SINCGARS SIP out of PCKT mode. d. Loads variables: <ol style="list-style-type: none"> (1) Sets RT front panel switches as follows: <table border="0" style="margin-left: 40px;"> <tr><td>FCTN</td><td>LD</td></tr> <tr><td>CHAN</td><td>MAN</td></tr> <tr><td>MODE</td><td>FH-M</td></tr> <tr><td>COMSEC</td><td>CT</td></tr> </table> (2) Turns Automated Net Control Device (ANCD) on. (3) Selects Radio and presses ENTER. (4) Selects Send and presses ENTER. (5) Selects Radio and presses ENTER. (6) Selects icon and presses ENTER. (7) Connects fill cable to RT J3 AUD/FILL connector and presses down arrow on ANCD. (8) Presses down arrow on ANCD. 	FCTN	LD	CHAN	MAN	MODE	FH-M	COMSEC	CT		
FCTN	LD									
CHAN	MAN									
MODE	FH-M									
COMSEC	CT									

TASK STEPS AND PERFORMANCE MEASURES	GO	NO-GO
<p>(9) Selects Y and presses ENTER. (10) Presses LOAD key on radio transmitter (RT) keypad. (11) Turns RT FCTN switch to SQ ON. (12) Steps CHAN switch through channels 1-6 and observes fills.</p> <p>e. Sets SINCGARS MODE switch to SC. f. Sets SINCGARS MODE switch to LD. g. Presses FREQ key. h. Presses CLR key. i. Enters assigned single channel frequency (5 digits) and presses STO key. j. Sets SINCGARS SIP FCTN switch to SQ ON and sets communications security (COMSEC) switch to CT. k. Enters assigned FM radio net. l. Sets up SINCGARS for operation in the Packet mode. (1) Uses RCU (2) key and CHG (7) key to put SINCGARS in RT mode. (2) Uses DATA (4) key and CHG (7) key to put SINCGARS in PCKT mode.</p> <p>3. Crew/operators makes initial entry into the net. a. Obtains appropriate call signs, suffixes, and frequencies from the SOI/SSI. b. Enters radio net. c. Authenticates when challenged by net control station (NCS).</p> <p>4. Crew/operator recognizes frequency interference. a. Recognizes jamming/interference. b. Determines if interference is internal or external. c. Determines if interference is intentional or unintentional.</p> <p>5. Crew/operator initiates prescribed Electronic Protect (EP) techniques. a. Continues operation. b. Increases transmit power. c. Tunes receiver for maximum signal. d. Relocates antenna. e. Requests frequency change. f. Reports suspected jamming to immediate supervisor. g. Submits meaconing, intrusion, jamming, and interference (MIJI) FEEDER report.</p> <p>6. Crew/operator employs preventive electronic counter-countermeasures (ECCM) and radio procedures. a. Uses only approved radiotelephone procedures, as required by the SOI/SSI. b. Encrypts and decrypts grid coordinates using the SOI/SSI (not necessary in secure voice operation). c. Keeps length and number of transmissions to a minimum (not more than 20 seconds per transmission). d. Uses lowest power setting required to communicate with desired stations. e. Uses correct call signs and frequencies. f. Observes periods of radio "listening" silence. g. Adheres to net discipline.</p>		

TASK PERFORMANCE / EVALUATION SUMMARY BLOCK							
ITERATION	1	2	3	4	5	M	TOTAL
TOTAL TASK STEPS EVALUATED							
TOTAL TASK STEPS "GO"							
TRAINING STATUS "GO"/"NO-GO"							

"**" indicates a leader task step.

SUPPORTING INDIVIDUAL TASKS

Task Number	Task Title	References
113-573-4003	ENCODE AND DECODE MESSAGE USING KTC 600(*) TACTICAL OPERATIONS CODE	MOS E 31C 1

SUPPORTING COLLECTIVE TASKS: NONE

OPFOR TASKS AND STANDARDS

TASK: Conduct Electronic Warfare (34-OPFOR-1012)

CONDITION: OPFOR employs collection and direction finding assets (ground and air), to monitor and locate enemy forces.

STANDARD: The positions of enemy command, intelligence, and logistics units were located. The locations of the positions were forwarded to OPFOR headquarters. Jamming signals were used against enemy radio receivers. Enemy radio nets were monitored and all information of intelligence value was reported to OPFOR HQ.

ELEMENTS: COMPANY HEADQUARTERS
 SVC PLT HQ
 COLL & JAM PLT HQ
 OPS SPT PLT HQ
 COMPANY
 ACE HEADQUARTERS

TASK: Install/Operate/Maintain a Single Channel Ground and Airborne Radio System (SINCGARS)
 Frequency Hopping (FH) Net (11-3-1102.34-0001)
 (FM 24-18) (FM 20-3) (FM 24-19)
 (FM 24-33) (FM 24-35) (FM 24-35-1)
 (FM 3-4) (FM 3-5)

ITERATION: 1 2 3 4 5 M (Circle)

COMMANDER/LEADER ASSESSMENT: T P U (Circle)

CONDITIONS: The team was briefed and has signal operating instructions/signal supplemental instructions extracts, appropriate loading devices with keys, maps, and grid coordinates. Subtasks one through four are accomplished in the motor pool or staging area prior to going to the field location. Some iterations of this task should be performed in MOPP4.

TASK STANDARDS: The single channel ground and airborne radio system radio sets were operational in accordance with the tactical SOP and the operation plan/operation order. Performance in MOPP-4 increases time required to complete the task.

TASK STEPS AND PERFORMANCE MEASURES	GO	NO-GO
<p>SAFETY NOTE: Follow all appropriate safety guidelines and regulations. All COMMANDERS WHO USE THE OE-254/RC-292 ANTENNA FAMILIES MUST COMPLY WITH THE FOLLOWING: 1. Follow procedures outlined in TM 11-5985-357-13. 2. Wear protective equipment when erecting and assembling the antennas (eye goggles, helmet, gloves). 3. Install element tip protectors (NSN: 5985-00-930-7223) or other suitable tip caps (locally modified tennis balls, rubber tubing, etc.) over the tip ends as authorized in CECOM Message 031800Z Feb 89. 4. Prohibit unauthorized modifications (use of camouflage poles in lieu of the OE-254 mast sections). 5. Prohibit raising the antenna past its maximum safe height. 6. Inspect all OE-254 antenna masts for the presence of "through" cracks around the notch before and after erection. Remove all antenna masts from service if "through" cracks of 1/4 inch or greater are identified and order replacement masts. 7. Use a gin pole or other suitable device to lift the antenna feed cone with elements off the ground to erect. This will reduce the stress placed on the antenna during erection. 8. Do not place an individual under the antenna during the erection process. 9. Remove one upper mast section as authorized by CECOM message 101800Z Mar 90.</p> <p>* 1. Check radios for completeness and operability. a. Ensure vehicular and/or man pack systems are assembled correctly.</p> <p>WARNING: High voltages exist at connector J1 on the mounting adapter. Be sure J1 is covered or capped when not in use. b. Ensure operator has logged amp-hours (man pack only). c. Ensure preoperational preventive maintenance checks and services are completed.</p> <p>CAUTION: RF energy is present near the antenna during transmission. Maintain at least 30 inches between vehicular antenna and personnel during transmission. An antenna tip cap must be in place on the antenna. Tie down the antenna so the distance from the ground to the tip cap is seven feet or more.</p>		

TASK STEPS AND PERFORMANCE MEASURES	GO	NO-GO
<p>* 2. Select the site.</p> <ul style="list-style-type: none"> a. Select primary and alternate locations within the general site. b. Establish/maintain camouflage discipline. c. Ensure location provides effective use of terrain in an electronic warfare environment. d. Ensure location avoids interference from power lines and other friendly sources of frequency interference. <p>3. Perform premission checks for single channel ground and airborne radio system frequency hopping cold-start net opening.</p> <ul style="list-style-type: none"> a. Perform before operation preventive maintenance checks and services. b. Load transmission security key using AN/CYZ-10 (ANCD). c. Load hopset using AN/CYZ-10 (ANCD). d. Load traffic encryption key using KYK-13. <p>4. Net control station performs premission checks for single channel ground and airborne radio system frequency hopping cold-start net opening.</p> <ul style="list-style-type: none"> a. Performs preoperational preventive maintenance checks and services. b. Loads transmission security key and hopset using AN/CYZ-10 (ANCD). c. Loads hopset using AN/CYZ-10 (ANCD). d. Loads traffic encryption key using KYK-13. e. Loads frequency hopping sync time in accordance with signal operating instructions/signal supplemental instructions. f. Loads CUE frequency. g. Directs alternate net control station to load CUE frequency as required. h. Changes net identification in accordance with signal operating instructions/signal supplemental instructions. <p>5. Net control station opens net.</p> <ul style="list-style-type: none"> a. Issue net call in the secure mode on the MAN channel. b. Issue electronic counter countermeasures remote fill instructions and send electronic counter countermeasures remote fill. c. Set channel switch to hopset channel and issue net call. d. Open net. e. Reset channel switch to MAN and call missing net members. f. Repeat cold-start. g. Set function switch to SQ ON. <p>6. Enter net.</p> <ul style="list-style-type: none"> a. Respond in correct sequence to net call. b. Store electronic counter countermeasures remote fill, set channel switch to hopset channel and function switch to SQ ON. c. Respond in correct sequence to net call. d. If electronic counter countermeasures remote fill missed or heard no communications on hopset channel, reset channel switch to MAN and function switch to LO. e. Respond in sequence to net control station call. <p>7. Perform late net entry, CUE, and electronic counter countermeasures remote fill method.</p> <ul style="list-style-type: none"> a. Perform premission checks for frequency hopping cold-start. b. Load CUE frequency in accordance with signal operating instructions/signal supplemental instructions. c. Initiate CUE call. d. Report into net. 		

TASK STEPS AND PERFORMANCE MEASURES	GO	NO-GO
<p>e. Switch to MAN channel and conduct cold-start net opening.</p> <p>8. Use proper radio procedures.</p> <ol style="list-style-type: none"> Keep the length and number of transmissions to a minimum. Use the lowest power setting required to communicate. Use authorized call signs and frequencies. Observe periods of radio listening silence. Operate on a random schedule. Adhere to net discipline. <p>9. Recognize different types of interference.</p> <ol style="list-style-type: none"> Check RT SIG display when not transmitting if the display is constantly or intermittently higher than 1; discount antenna to determine if interference is internal or external. Notify maintenance of internal symptoms. Initiate electronic counter countermeasures for external symptoms. <p>10. Initiate electronic counter countermeasures actions.</p> <ol style="list-style-type: none"> Continue to operate. Do not disclose in the clear the effectiveness of the jamming. Reduce transmission speed. Increase transmitter power. Relocate antenna. Prepare and forward MIJI FEEDER voice template message report to supervisor. <p>11. Extend the range of the radio station.</p> <ol style="list-style-type: none"> Inspect OE-254 for serviceability. Install OE-254 antenna (team method). Accomplish the transaction from the whip to OE-254 without unnecessary interruption of service. <p>12. The retrans team establishes a retransmission site.</p> <ol style="list-style-type: none"> Installs and connect OE-354. Performs pre operational preventive maintenance checks and services. Loads CMD NET MAN frequency in radio C. Loads CMD NET MAN and CUE frequencies in radio D. Loads transmission security key and traffic encryption key into both radios (external communications security only). Loads hopset and traffic encryption key into both radios (internal communications security only). CUEs late net entry using radio D. Stores electronic counter countermeasures remote fill in both radios. Charges radio D to RTS MAN and CUE frequencies and RTS net identification. Sets radios C and D function switches to retransmit. <p>13. Initiate net radio interface call.</p> <ol style="list-style-type: none"> Call the net radio interface operator on the net radio interface hopset channel or initiate a CUE call on the NCI CUE channel as required. Switch to net radio interface MAN channel. Establish communications on the net radio interface hopset channel. Identify telephone subscriber by call sign or telephone number. <p>14. Maintain single channel ground and airborne radio system net.</p> <ol style="list-style-type: none"> Perform preventive maintenance checks and services as required. 		

TASK STEPS AND PERFORMANCE MEASURES	GO	NO-GO
b. Perform fault isolation as required. c. Perform user level maintenance as required. d. Evacuate faulty equipment as required. e. Complete all necessary entries in maintenance records. f. Report all uncorrected deficiencies to immediate supervisor. 15. Net control station closes the net. a. Call net and issue close down instructions. b. Receive acknowledgment in correct sequence. c. Acknowledge net members. d. Perform after operation preventive maintenance checks and services.		

TASK PERFORMANCE / EVALUATION SUMMARY BLOCK							
ITERATION	1	2	3	4	5	M	TOTAL
TOTAL TASK STEPS EVALUATED							
TOTAL TASK STEPS "GO"							
TRAINING STATUS "GO"/"NO-GO"							

“*” indicates a leader task step.

SUPPORTING INDIVIDUAL TASKS

Task Number	Task Title	References
01-5700.01-0001	Communicate on a Tactical Radio	STP 21-II-MQS STP 21-I-MQS
01-5700.01-0002	Determine Call Signs, Frequencies, and Item Numbers	STP 21-II-MQS
01-5700.01-0003	Employ a Numeral Cipher Authentication System	STP 21-I-MQS STP 21-II-MQS
01-5767.02-0001	Conduct Electronic Counter-Counter Measures	STP 21-I-MQS STP 21-II-MQS
113-571-1022	PERFORM VOICE COMMUNICATIONS	STP 21-I-MQS
113-573-8006	USE AN AUTOMATED SIGNAL OPERATION INSTRUCTION (SOI)	STP 21-1-SMCT STP 21-24-SMCT
113-637-2001(SL1)	Communicate via a Tactical Radio	STP 21-1-SMCT
850-001-2000(SL2)	Employ Accident Prevention Measures and Risk Mgt Process	STP 21-24-SMCT
850-001-3001(SL3)	Control Mission Safety Hazard	STP 21-24-SMCT
850-001-4001(SL4)	Integrate Risk Mgt Into Platoon	STP 21-24-SMCT

SUPPORTING COLLECTIVE TASKS: NONE

OPFOR TASKS AND STANDARDS

TASK: Conduct Electronic Warfare (34-OPFOR-1012)

CONDITION: OPFOR employs collection and direction finding assets (ground and air), to monitor and locate enemy forces.

STANDARD: The positions of enemy command, intelligence, and logistics units were located. The locations of the positions were forwarded to OPFOR headquarters. Jamming signals were used against enemy radio receivers. Enemy radio nets were monitored and all information of intelligence value was reported to OPFOR HQ.

TASK: Disrupt Enemy Movement and Operations Using Tactical Nuclear Weapons (34-OPFOR-1002)

CONDITION: Orders have been received to use tactical nuclear weapons in the enemy's rear. Key locations have been identified.

STANDARD: Tactical nuclear missiles were delivered on target. Movement of equipment and supplies was disrupted or delayed to forward areas. Enemy equipment and supplies were destroyed. A high rate of nuclear casualties was inflicted among enemy troops.

TASK: Disrupt Enemy Movement and Operations Using Persistent and Non-Persistent Chemical Weapons (34-OPFOR-1001)

CONDITION: Conventional artillery weapons or aircraft are available to deliver chemical weapons. Routes and key bases in the rear area have been selected.

STANDARD: Chemical agents were delivered into targeted areas. The movement of enemy supplies and equipment to forward areas was delayed by disrupting command and control systems. Enemy movement was successfully channeled into predesignated ambush areas. Enemy supplies and equipment were contaminated. A high rate of casualties were inflicted on enemy forces.

TASK: Conduct Hasty Ambush (34-OPFOR-1003)

CONDITION: OPFOR element is moving in a concealed area when an enemy element is reported moving along an adjacent route.

STANDARD: The ambush site was prepared before the arrival of enemy element. The enemy force was surprised and casualties were inflicted within the designated kill zone. Delayed enemy march element from reaching its specified destination. Withdrew, on order, within two minutes of ambush initiation. Reported results of mission to headquarters.

TASK: Conduct Raid (34-OPFOR-1009)

CONDITION: OPFOR element has occupied an objective rally point and has orders to conduct a raid on a rear area base.

STANDARD: Enemy forces were surprised. Assaulted enemy support base and accomplished assigned tasks. Specified equipment and supplies were destroyed. Decisive engagement was avoided. All personnel were withdrawn from the area within the prescribed time. The collected intelligence data satisfied the Priority Intelligence Requirements.

ELEMENTS: COMPANY
 ACE HEADQUARTERS
 COMPANY HEADQUARTERS
 SVC PLT HQ
 COLL & JAM PLT HQ
 OPS SPT PLT HQ

TASK: Establish and Operate a Single Channel Voice Radio Net (11-3-C302.34-0001)
 (FM 24-18) (FM 24-1) (FM 24-19)
 (FM 24-33)

ITERATION: 1 2 3 4 5 M (Circle)

COMMANDER/LEADER ASSESSMENT: T P U (Circle)

CONDITIONS: The element is tactically deployed, and must establish communications networks. Operators were briefed and issued signal operating instructions/signal supplemental instructions extracts, numerical cipher, authentication system, operations codes, and brevity lists. Situational hazards such as NBC conditions, opposing force, electronic warfare, and directional finding ability exists. Some iterations of this task should be performed in MOPP4.

TASK STANDARDS: Established and entered a radio net no later than the time prescribed in the operation order/operation plan. The net was not compromised. Performance in MOPP-4 increases the time required to complete the task.

TASK STEPS AND PERFORMANCE MEASURES	GO	NO-GO
<ol style="list-style-type: none"> 1. Install radio set for operation. <ol style="list-style-type: none"> a. Secure radios in mount. b. Connect audio accessories. c. Install antennas. d. Perform before operation preventive maintenance checks and services. e. Perform operational checks for radios. 2. Make initial entry into radio net(s). <ol style="list-style-type: none"> a. Obtain appropriate call signs, suffixes, and frequencies from signal operating instructions/signal supplemental instructions. b. Enter a radio net. c. Authenticate when challenged by net control station. 3. Recognize frequency interference. <ol style="list-style-type: none"> a. Recognize jamming/interference. b. Determine if interference is internal or external. c. Determine if interference is intentional or unintentional. 4. Initiate prescribed electronic counter countermeasures. <ol style="list-style-type: none"> a. Continue to operate. b. Increase transmitter power. c. Tune receiver for maximum signal. d. Relocate antenna. e. Request frequency change. f. Report suspected jamming to immediate supervisor. g. Submit MIJI FEEDER report. 5. Employ preventive electronic counter countermeasures and radio procedures. <ol style="list-style-type: none"> a. Load appropriate key variables using the AN/CYZ-10 (ANCD). 		

TASK STEPS AND PERFORMANCE MEASURES	GO	NO-GO
b. Use only approved radiotelephone procedures as required by signal operating instructions/signal supplemental instructions. c. Encrypt and decrypt grid coordinates using the signal operating instructions/signal supplemental instructions (not necessary in secure voice operation). d. Keep the length and number of transmissions to a minimum (not more than 20 seconds per transmission). e. Use the lowest power setting possible to communicate with required stations. f. Use correct call signs and frequencies. g. Observe periods of radio listening silence. h. Adhere to net discipline.		

TASK PERFORMANCE / EVALUATION SUMMARY BLOCK							
ITERATION	1	2	3	4	5	M	TOTAL
TOTAL TASK STEPS EVALUATED							
TOTAL TASK STEPS "GO"							
TRAINING STATUS "GO"/"NO-GO"							

"**" indicates a leader task step.

SUPPORTING INDIVIDUAL TASKS

Task Number	Task Title	References
01-5700.01-0001	Communicate on a Tactical Radio	STP 21-II-MQS STP 21-I-MQS
01-5700.01-0002	Determine Call Signs, Frequencies, and Item Numbers	STP 21-II-MQS
01-5700.01-0003	Employ a Numeral Cipher Authentication System	STP 21-I-MQS STP 21-II-MQS
113-573-4003	ENCODE AND DECODE MESSAGE USING KTC 600(*) TACTICAL OPERATIONS CODE	STP 21-I-MQS STP 34-96R14-SM-TG
113-573-4006	USE THE KTC 1400(*) NUMERAL CIPHER/AUTHENTICATION SYSTEM	STP 34-96R14-SM-TG-PROPOS STP 34-96R14-SM-TG
113-573-8006	USE AN AUTOMATED SIGNAL OPERATION INSTRUCTION (SOI)	STP 34-96R14-SM-TG-PROPOS STP 21-24-SMCT
113-637-2001(SL1)	Communicate via a Tactical Radio	STP 21-1-SMCT
850-001-2000(SL2)	Employ Accident Prevention Measures and Risk Mgt Process	STP 21-24-SMCT
850-001-3001(SL3)	Control Mission Safety Hazard	STP 21-24-SMCT
850-001-4001(SL4)	Integrate Risk Mgt Into Platoon	STP 21-24-SMCT

SUPPORTING COLLECTIVE TASKS: NONE

OPFOR TASKS AND STANDARDS

TASK: Conduct Electronic Warfare (34-OPFOR-1012)

CONDITION: OPFOR employs collection and direction finding assets (ground and air), to monitor and locate enemy forces.

STANDARD: The positions of enemy command, intelligence, and logistics units were located. The locations of the positions were forwarded to OPFOR headquarters. Jamming signals were used against enemy radio receivers. Enemy radio nets were monitored and all information of intelligence value was reported to OPFOR HQ.

TASK: Disrupt Enemy Movement and Operations Using Tactical Nuclear Weapons (34-OPFOR-1002)

CONDITION: Orders have been received to use tactical nuclear weapons in the enemy's rear. Key locations have been identified.

STANDARD: Tactical nuclear missiles were delivered on target. Movement of equipment and supplies was disrupted or delayed to forward areas. Enemy equipment and supplies were destroyed. A high rate of nuclear casualties was inflicted among enemy troops.

TASK: Disrupt Enemy Movement and Operations Using Persistent and Non-Persistent Chemical Weapons (34-OPFOR-1001)

CONDITION: Conventional artillery weapons or aircraft are available to deliver chemical weapons. Routes and key bases in the rear area have been selected.

STANDARD: Chemical agents were delivered into targeted areas. The movement of enemy supplies and equipment to forward areas was delayed by disrupting command and control systems. Enemy movement was successfully channeled into predesignated ambush areas. Enemy supplies and equipment were contaminated. A high rate of casualties were inflicted on enemy forces.

TASK: Conduct Hasty Ambush (34-OPFOR-1003)

CONDITION: OPFOR element is moving in a concealed area when an enemy element is reported moving along an adjacent route.

STANDARD: The ambush site was prepared before the arrival of enemy element. The enemy force was surprised and casualties were inflicted within the designated kill zone. Delayed enemy march element from reaching its specified destination. Withdrew, on order, within two minutes of ambush initiation. Reported results of mission to headquarters.

TASK: Conduct Air Attacks (34-OPFOR-1006)

CONDITION: OPFOR elements in the rear area have forwarded the coordinates of enemy facilities/elements. OPFOR aircraft have been dispatched to attack enemy installations or convoys.

STANDARD: Support sites, command and control facilities, and/or convoys were located. Attack runs on designated targets were conducted. Enemy equipment, supplies, and vehicles were destroyed and enemy personnel were killed.

- ELEMENTS:** COMPANY
 COMPANY HEADQUARTERS
 SVC PLT HQ
 COLL & JAM PLT HQ
 OPS SPT PLT HQ
 ACE HEADQUARTERS
 CE/IEW MAINT SECTION
 MECH MAINT SECTION
 FOOD SERVICE SECTION
 TRANS/ANALYSIS TEAM
 4 VOICE COLL TEAMS
 4 HF/VHF ECM TEAMS
 CI TEAM
 INTERROGATION TEAM
 COMMO SUPPORT TEAM
 SATELLITE COMMO TEAM
 TECH CNTL & PROC SEC
 ALL SOURCE INTEL SEC
 INTEL PROCESSING TEAM
 AIR RECON SECTION
 GSR SQUAD

TASK: Install/Operate/Maintain a Single Channel Voice Radio Station (FM) (11-5-0102.34-0001)
 (FM 24-19) (FM 20-3) (FM 24-18)
 (FM 24-33) (FM 24-35) (FM 24-35-1)
 (FM 3-4) (FM 3-5)

ITERATION: 1 2 3 4 5 M (Circle)
COMMANDER/LEADER ASSESSMENT: T P U (Circle)

CONDITIONS: The team was briefed and has the signal operating instructions/signal supplemental instructions extract, appropriate keying devices for secure speech operations, maps, and grid coordinates. Some iterations of this task should be performed in MOPP4.

TASK STANDARDS: The radio set was properly installed and fully operational in accordance with times specified in the operation plan/operation order. Performance in MOPP-4 increases time required to complete the task.

TASK STEPS AND PERFORMANCE MEASURES	GO	NO-GO
* 1. Select site for equipment placement. <ul style="list-style-type: none"> a. Select site for antenna mast(s). b. Ensure location provides the best cover and concealment possible. c. Ensure location provides the best possible physical security. d. Ensure location provides access to at least one escape route from the opposing forces. 2. Install radio set. <ul style="list-style-type: none"> a. Perform before operation preventive maintenance checks and services. b. Set assigned frequency. c. Make required settings. d. Check for proper cable connections. e. Load variables in required encryption devices. * 3. Prepare physical security plan.		

TASK STEPS AND PERFORMANCE MEASURES	GO	NO-GO
<ul style="list-style-type: none"> a. Establish/maintain physical security/control of communications security materials and documents containing essential elements of friendly information. b. Incorporate site defense into overall defense plan. <p>4. Operate radio set.</p> <ul style="list-style-type: none"> a. Use the lowest power setting possible to communicate with required stations. b. Establish contact. c. Properly enter net. d. Perform during operations preventive maintenance checks and services. e. Remote radio set if required. <p>5. Extend the range of the radio station. (See safety note)</p> <ul style="list-style-type: none"> a. Select site for antenna installation. b. Install RC-292 or OE-254 antenna (team method). c. Ensure the number of antenna sections used for the radiating and ground plane elements conform to the operating frequency IAW the signal operating instructions/signal supplemental instructions when using RC-292 antenna. d. Accomplish the transition from whip to appropriate antenna without unnecessary interruption of service. <p>6. Install generator set if required.</p> <ul style="list-style-type: none"> a. Position generator set. b. Conduct pre operational checks. c. Roll canvas inward and up if required. d. Unpack cables and equipment if required. e. Ground generator. f. Establish fuel point. g. Establish fire point. h. Start generator. i. Accomplish transition to generator power without unnecessary interruption of communications. j. Attempt to reduce generator noise by sandbagging or other appropriate means. <p>7. Employ preventive electronic counter countermeasures techniques.</p> <ul style="list-style-type: none"> a. Preplan messages. b. Transmit quickly and precisely. c. Use low power when possible. d. Use antenna with shortest feasible range. e. Select site that will mask signal from enemy interception. f. Use proper radiotelephone operator procedures. g. Operate on a random schedule. h. Encrypt all essential elements of friendly information category data. i. Authenticate when using non secure communications means. <p>8. Implement remedial electronic counter countermeasures techniques.</p> <ul style="list-style-type: none"> a. Recognize jamming/interference. b. Determine if interference is from internal or external source. c. Determine if interferences is unintentional or intentional. d. Notify immediate supervisor of suspected jamming. e. Continue to operate. f. Increase transmitter power. g. Reroute traffic using alternate means. 		

TASK STEPS AND PERFORMANCE MEASURES	GO	NO-GO
h. Relocate antenna. i. Request change of frequency. j. Submit MIJI FEEDER voice template message report. 9. Assume the duties of net control station. a. Initiate net call. b. Control entry and departure of stations in the net. c. Monitor the net and correct errors in operating procedures. d. Impose or lift listening silence. e. Close the net. 10. Maintain radio equipment. a. Perform preventive maintenance checks and services as required. b. Perform fault isolation as required. c. Perform user level maintenance as required. d. Evacuate faulty equipment as required. e. Complete all necessary entries in maintenance records. f. Report all uncorrected deficiencies to immediate supervisor.		

TASK PERFORMANCE / EVALUATION SUMMARY BLOCK							
ITERATION	1	2	3	4	5	M	TOTAL
TOTAL TASK STEPS EVALUATED							
TOTAL TASK STEPS "GO"							
TRAINING STATUS "GO"/"NO-GO"							

"**" indicates a leader task step.

SUPPORTING INDIVIDUAL TASKS

Task Number	Task Title	References
01-5700.01-0001	Communicate on a Tactical Radio	STP 21-II-MQS STP 21-I-MQS
01-5700.01-0002	Determine Call Signs, Frequencies, and Item Numbers	STP 21-II-MQS
01-5700.01-0003	Employ a Numeral Cipher Authentication System	STP 21-I-MQS STP 21-II-MQS
113-573-4003	ENCODE AND DECODE MESSAGE USING KTC 600(*) TACTICAL OPERATIONS CODE	STP 21-I-MQS STP 34-96R14-SM-TG
113-573-4006	USE THE KTC 1400(*) NUMERAL CIPHER/AUTHENTICATION SYSTEM	STP 34-96R14-SM-TG-PROPOS STP 34-96R14-SM-TG
113-573-8006	USE AN AUTOMATED SIGNAL OPERATION INSTRUCTION (SOI)	STP 34-96R14-SM-TG-PROPOS STP 21-24-SMCT
113-637-2001(SL1)	Communicate via a Tactical Radio	STP 21-1-SMCT
850-001-2000(SL2)	Employ Accident Prevention Measures and Risk Mgt Process	STP 21-24-SMCT
850-001-3001(SL3)	Control Mission Safety Hazard	STP 21-24-SMCT
850-001-4001(SL4)	Integrate Risk Mgt Into Platoon	STP 21-24-SMCT

SUPPORTING COLLECTIVE TASKS: NONE

OPFOR TASKS AND STANDARDS

TASK: Conduct Electronic Warfare (34-OPFOR-1012)

CONDITION: OPFOR employs collection and direction finding assets (ground and air), to monitor and locate enemy forces.

STANDARD: The positions of enemy command, intelligence, and logistics units were located. The locations of the positions were forwarded to OPFOR headquarters. Jamming signals were used against enemy radio receivers. Enemy radio nets were monitored and all information of intelligence value was reported to OPFOR HQ.

TASK: Disrupt Enemy Movement and Operations Using Tactical Nuclear Weapons (34-OPFOR-1002)

CONDITION: Orders have been received to use tactical nuclear weapons in the enemy's rear. Key locations have been identified.

STANDARD: Tactical nuclear missiles were delivered on target. Movement of equipment and supplies was disrupted or delayed to forward areas. Enemy equipment and supplies were destroyed. A high rate of nuclear casualties was inflicted among enemy troops.

TASK: Disrupt Enemy Movement and Operations Using Persistent and Non-Persistent Chemical Weapons (34-OPFOR-1001)

CONDITION: Conventional artillery weapons or aircraft are available to deliver chemical weapons. Routes and key bases in the rear area have been selected.

STANDARD: Chemical agents were delivered into targeted areas. The movement of enemy supplies and equipment to forward areas was delayed by disrupting command and control systems. Enemy movement was successfully channeled into predesignated ambush areas. Enemy supplies and equipment were contaminated. A high rate of casualties were inflicted on enemy forces.

TASK: Conduct Hasty Ambush (34-OPFOR-1003)

CONDITION: OPFOR element is moving in a concealed area when an enemy element is reported moving along an adjacent route.

STANDARD: The ambush site was prepared before the arrival of enemy element. The enemy force was surprised and casualties were inflicted within the designated kill zone. Delayed enemy march element from reaching its specified destination. Withdrew, on order, within two minutes of ambush initiation. Reported results of mission to headquarters.

ELEMENTS: SVC PLT HQ
 COLL & JAM PLT HQ
 OPS SPT PLT HQ
 ACE HEADQUARTERS
 COMPANY HEADQUARTERS
 COMPANY

TASK: Conduct Troop Leading Procedures (17-2-0065.34-0001)

ITERATION: 1 2 3 4 5 M (Circle)
COMMANDER/LEADER ASSESSMENT: T P U (Circle)

CONDITIONS: The troop has received an OPORD/FRAGO with operations graphics, directing it to conduct a mission. The OPORD/FRAGO has maps, overlays, graphic control measures, and applicable standing operating procedures. Some iterations of this task should be performed in MOPP4.

TASK STANDARDS: The troop was prepared to conduct the mission within the time specified in the order and with all elements fully mission capable. All personnel could explain the higher unit mission and higher commander's intent two levels up. All personnel could explain the troop mission, troop commander's intent, and their specific tasks and duties that supported the mission. If available, the troop used digital equipment as necessary or as directed to accomplish the mission. No friendly unit suffered casualties or equipment damage as a result of fratricide.

TASK STEPS AND PERFORMANCE MEASURES	GO	NO-GO
<p>NOTE: The format used in this task and evaluation outline to outline task steps and performance measures parallels the eight steps of troop leading procedures. Steps are generally conducted concurrently rather than sequentially. Troop leading procedures must also be adapted to mission, enemy, terrain, troops, time available, and civilian considerations (METT-TC) that affect the troop's situation, especially the time available for planning and preparation. The troop commander may have to abbreviate or combine steps as the situation dictates.</p> <p>Although the troop commander holds ultimate responsibility for troop leading procedures, the executive officer and 1SG assist with and/or conduct many activities within the process.</p> <p>* 1. Troop commander receives and analyzes mission. NOTE: As a general rule, the commander uses one third of the available time for planning, which includes issuing the troop OPORD, and allocates the remaining two thirds of the time to the platoons and other elements to prepare for the mission.</p> <ul style="list-style-type: none"> a. Receives mission from higher headquarters. <ul style="list-style-type: none"> (1) Obtains clarification on all aspects of the mission from the commander (commander's intent/implied tasks), as necessary. (2) Coordinates with adjacent units and squadron combat support units at the higher unit, as necessary. (3) Issues initial WARNO. b. Analyzes mission in accordance with METT-TC. <ul style="list-style-type: none"> (1) Performs mission analysis to identify the following: <ul style="list-style-type: none"> (a) Mission and intent of higher unit commander; (b) Specified tasks; (c) Implied tasks; (d) Essential tasks; (e) Limitations; 		

TASK STEPS AND PERFORMANCE MEASURES	GO	NO-GO
<p>(f) Restated mission statement (who, what, when, where, why, and how).</p> <p>(2) Performs threat analysis, including identifying the following:</p> <ul style="list-style-type: none"> (a) Doctrinal analysis (threat's most likely objective(s) and how he will try to reach them or his suspected pattern of defense); (b) Composition (order of battle); (c) Disposition; (d) Capabilities/weaknesses; (e) Doctrinal objectives and anticipated courses of actions (COA). <p>(3) Performs terrain and weather analysis (using factors of observation, key terrain features, obstacles, cover and concealment, and avenues of approach to identify the following:</p> <ul style="list-style-type: none"> (a) Observation (i.e., covered and/or concealed positions from which troop can effectively observe and engage the threat and may be used as support by fire positions). (b) Key terrain features and how it can be used by the troop to support the mission. (c) Obstacles (i.e., locations of all existing and reinforcing obstacles; how obstacles will affect maneuver; how troop can use them to its advantage; location of possible bypasses; most likely locations for threat emplaced obstacles; how troop can maneuver around or breach obstacles. (d) Cover and concealment (i.e., covered and/or concealed positions from which threat can effectively observe and engage troop and which may be used as support by fire positions; natural fighting positions within area of operations that afford effective cover and concealment). (e) Avenues of approach (i.e., all mobility corridors and avenues of approach within sector that are accessible to the threat and the troop; most advantageous avenues of approach affording effective cover and concealment for troop; effects of each avenue on tactical movement and maneuver). (f) Effects of weather factors (i.e., precipitation, temperature, wind speed and direction, light conditions [light data], and visibility) on operations. <p>(4) Performs troop analysis, including identifying the following:</p> <ul style="list-style-type: none"> (a) Troop supply status (Classes I, III, and V and other necessary items); (b) Maintenance status of vehicles and equipment; (c) Number and type of weapons available in each platoon; (d) Troop unit manning roster shortages, if any, to accomplish mission; (e) Physical condition and state of training of the troop; (f) Morale and past performance of troop; (g) Amount of sleep personnel have had or will be able to get prior to mission; (h) Attachments that troop has and/or needs to accomplish mission. <p>(5) Performs time analysis, including identifying the following:</p> <ul style="list-style-type: none"> (a) Movement times and other milestones specified in OPORD/FRAGO/WARNO, including likely times the threat may conduct operations; (b) Tentative duration of mission; (c) Higher unit tempo estimate; (d) Effects of weather on movement times; 		

TASK STEPS AND PERFORMANCE MEASURES	GO	NO-GO
<p>(e) Effects of nuclear, biological, and chemical operations on movement times;</p> <p>(f) Priorities of work the troop can accomplish in the time available prior to start of mission;</p> <p>(g) Revised time line that will enable troop and subordinate elements to accomplish all necessary tasks.</p> <p>NOTE: The troop commander uses reverse planning to refine the tentative time line.</p> <p>(6) Performs analysis of civilian considerations, including identifying the following:</p> <p>(a) Applicable rules of engagement/rules of interaction;</p> <p>(b) Civil/military relationships;</p> <p>(c) Additional requirements (e.g., control measures, humanitarian assistance, noncombatants evacuation operations).</p> <p>* 2. Troop commander issues WARNO that includes the following information:</p> <p>a. Time and nature of operation;</p> <p>b. Movement instructions;</p> <p>c. Task organization of the troop;</p> <p>d. Friendly and threat situations;</p> <p>e. Operational graphics.</p> <p>NOTE: Operational graphics issued with the initial troop WARNO normally consist of the higher unit graphics received by the troop with the higher WARNO.</p> <p>f. Tentative time line;</p> <p>g. Security instructions;</p> <p>h. Delegation/assignment of preparatory tasks to the XO, 1SG, platoon/squad leaders, and other key subordinates, including, but not limited to, the following:</p> <p>(1) Graphics production.</p> <p>(2) Development of terrain model.</p> <p>(3) Coordination requirements.</p> <p>(4) Combat service support requirements.</p> <p>(5) pre combat checks and pre combat inspection requirements.</p> <p>(6) Rehearsals.</p> <p>i. Time and place to issue OPORD.</p> <p>* 3. Troop commander makes tentative plan.</p> <p>a. Using results from METT-TC analysis, develops one or more troop COAs that address all specified, implied, and essential tasks.</p> <p>NOTE: COAs are developed and presented using the OPORD format. Each COA should be suitable, feasible, acceptable, distinguishable, and complete.</p> <p>(1) Analyzes relative combat power.</p> <p>(2) Generates options.</p> <p>(3) Arrays initial forces.</p> <p>(4) Develops scheme of maneuver.</p> <p>(5) Assigns headquarters.</p> <p>(6) Prepares COA statement and sketch.</p> <p>(a) Analyzes COAs.</p> <p>(b) Compares COAs.</p> <p>(c) Makes tentative selection of most favorable COA.</p> <p>NOTE: Final selection of the COA to be used in the operation is made when the troop commander completes his plan. Refer to task step 6 of this task and evaluation outline.</p> <p>(7) Adjusts reverse planning schedule, as required, to incorporate the tentatively selected COA.</p> <p>b. Issues another WARNO, if time permits.</p>		

TASK STEPS AND PERFORMANCE MEASURES	GO	NO-GO
<p>4. Troop initiates movement in accordance with higher headquarters' (WARNO/OPORD/FRAGO/SOP).</p> <ol style="list-style-type: none"> a. Assumes appropriate readiness condition level. b. Dispatches quartering party, if necessary. c. Begins priorities of work. d. Conducts time-distance check of route to start point, as necessary. e. Conducts movement to attack position, if designated, or advantageous location from which troop can effectively prepare for the mission. <p>5. Troop conducts leader's reconnaissance.</p> <ol style="list-style-type: none"> a. Conducts ground or map reconnaissance in accordance with METT-TC. <p>NOTE: Reconnaissance assists in determining tentative COA(s).</p> <ol style="list-style-type: none"> b. Identifies information requirements. c. If conducting offensive operations, confirms initial march route to the line of departure, start point, or initial positions and, if possible, checks area beyond the line of departure. d. If conducting security or defensive operations, conducts reconnaissance of all engagement areas, battle positions, displacement routes, and counterattack axes. e. Adjusts tentative plan based on reconnaissance results. <p>* 6. Troop commander completes plan.</p> <ol style="list-style-type: none"> a. Selects best available COA based on METT-TC analysis and reconnaissance. b. Conducts detailed war gaming using one of the following techniques: <ol style="list-style-type: none"> (1) Box. (2) Belt. (3) Avenue in depth. c. Troop commander finalizes plan. <ol style="list-style-type: none"> (1) Completes details of how troop will accomplish each task. (2) Develops graphics to further define troop's area of responsibility and aid in command and control of the troop, as necessary. (3) Integrates fire support plan into troop operations to support scheme of maneuver. (4) Develops communications plan. (5) Integrates combat support and combat service support elements into plan. (6) Conducts bottom-up review of higher headquarters' plan, ensuring that sufficient combat support and combat service support assets are allocated and they are employed correctly to facilitate success of the troop. (7) Based on information from higher headquarters and subsequent reconnaissance, continues to update plan. d. Prepares OPORD. <p>* 7. Troop commander issues OPORD.</p> <ol style="list-style-type: none"> a. Uses five paragraph OPORD format. b. Verifies presence of subordinate leaders. c. Depending on METT-TC factors, uses one of the following methods to enhance understanding of OPORD: <ol style="list-style-type: none"> (1) Positions himself from a vantage point overlooking actual terrain to be used for the mission; (2) Refers to terrain model that depicts area of operations; (3) Refers to sketches/drawings that illustrate the plan; (4) Refers to map and overlay. 		

TASK STEPS AND PERFORMANCE MEASURES	GO	NO-GO
<p>d. Ensures platoon leaders and all key subordinates have posted necessary overlays on their maps and that overlays match troop commander's overlay.</p> <p>e. Ensures platoon leaders and all key subordinates understand intent of the commander two levels higher.</p> <p>f. Ensures platoon leaders and all key subordinates understand the threat and friendly situations and all tasks for which they are responsible.</p> <p>g. Conducts confirmation brief to ensure platoon leaders and all key subordinates understand OPORD, focusing on what each subordinate platoon or element must do.</p> <p>NOTE: The troop commander may have disseminated some or all pertinent information within previous WARNOs as the information became available. In that case, he would not need to repeat this information when issuing the OPORD.</p> <p>* 8. Troop commander/XO/1SG/subordinate element leaders supervise and refine troop preparations.</p> <p>NOTE: Activities covered in this task step begin immediately upon receipt of the higher order (WARNO/OPORD/FRAGO) and continue concurrently with other troop leading steps.</p> <p>a. Platoon/element leaders brief platoons/elements on troop mission based on troop commander's OPORD.</p> <p>b. Troop commander conducts confirmation briefs and rehearsals.</p> <p>(1) Conducts confirmation briefs for platoon leaders and other key leaders to ensure their plans support the troop plan, focusing on the "how to" for subordinate platoons and elements.</p> <p>(2) Conducts troop rehearsal (full force or reduced force, depending on available time and resources), considering the following:</p> <p>(a) reduced force rehearsals: When time is limited or when tactical situation does not permit everyone to attend. Team members who can take part, practice their actions on mockups, sand tables, or actual terrain (usually over a smaller area than would be for actual operation).</p> <p>(b) full force rehearsal: The most effective method but consumes the most time and resources. Involves virtually every soldier who will participate in actual operation. If possible, it should be conducted under the same conditions (e.g., weather, time of day, terrain), that the team can expect to encounter during actual operation.</p> <p>(c) Rehearsals integrate attachments and combat support/combat service support elements.</p> <p>(d) At a minimum, rehearsals cover critical events such as actions on expected contact and actions on the objective.</p> <p>(e) Commander selects appropriate rehearsal technique (i.e., full force or reduced force rehearsal).</p> <p>c. XO and/or 1SG direct and supervise resupply operations.</p> <p>d. Platoon sergeant supervises each vehicle commander's/squad leader's pre combat checks, including, at a minimum, the following:</p> <p>(1) Before operations preventive maintenance checks and services (conducted for vehicles, weapon systems, communications, and nuclear, biological, and chemical, and ancillary equipment).</p> <p>(2) As applicable, preventive maintenance checks and services deficiencies are repaired and/or reported to maintenance elements.</p> <p>(3) Prepare-to-fire checks (conducted for all weapon systems).</p> <p>(4) Weapon systems are bore sighted.</p> <p>(5) All weapons are test fired, if possible.</p>		

TASK STEPS AND PERFORMANCE MEASURES	GO	NO-GO
<p>(6) Communications (correct frequencies are set on each radio based on the OPORD/FRAGO/SOP) (FM voice/digital).</p> <p>(7) Operational checks (on night vision devices, nuclear, biological, and chemical materials, and special equipment).</p> <p>(8) Each vehicle is loaded in accordance with unit load plan.</p> <p>(9) All required items are resupplied, including the following:</p> <ul style="list-style-type: none"> (a) Rations; (b) Water; (c) Petroleum, oil and lubricants; (d) Ammunition and pyrotechnics; (e) Batteries for all equipment. <p>(10) If METT-TC allows, vehicles are camouflaged to match area of operations.</p> <p>(11) Soldiers are in correct uniform.</p> <p>(12) Each soldier's knowledge of the plan is tested to ensure he understands troop commander's intent.</p> <p>(13) Status of pre combat checks reported to troop commander.</p> <p>e. Troop commander/XO/1SG/designated representatives conduct inspections to ensure vehicle commanders have completed all required pre combat checks.</p> <ul style="list-style-type: none"> (1) XO/1SG identify key inspection areas/items (based on METT-TC) and develop inspection plan. (2) Troop commander/XO/1SG assign areas of responsibility for the inspection. (3) XO/1SG determine time line for inspection requirements. (4) XO/1SG designate representatives to inspect required areas/items to ensure they are present, functional, clean, and/or complete. (5) Troop commander inspects selected areas/items to ensure they are present, functional, clean, and/or complete. (6) Troop commander tests key subordinates'/leaders' knowledge of the mission and ensures leaders have the correct map and overlays (i.e., acetate and/or digital), if applicable. <p>f. Troop commander/XO/1SG continue to supervise and refine throughout execution of operation.</p> <ul style="list-style-type: none"> (1) Upon receipt of FRAGO from higher headquarters, continue to execute mission, making adjustments as directed. <p>OR</p> <ul style="list-style-type: none"> (2) Upon completion of mission, conduct troop leading procedures and execute new mission. 		

TASK PERFORMANCE / EVALUATION SUMMARY BLOCK							
ITERATION	1	2	3	4	5	M	TOTAL
TOTAL TASK STEPS EVALUATED							
TOTAL TASK STEPS "GO"							
TRAINING STATUS "GO"/"NO-GO"							

"*" indicates a leader task step.

SUPPORTING INDIVIDUAL TASKS

Task Number	Task Title	References
01-9001.19-0002	Take Charge of a Company, Staff Section, or Equivalent Sized Organization	STP 21-II-MQS
01-9007.01-0250	Brief to Inform, Persuade, or Direct	STP 21-I-MQS STP 21-II-MQS
01-9017.02-0002	Conduct a Battle Analysis	STP 21-I-MQS STP 21-II-MQS
03-0170.01-1005	Perform Wartime Strength Accounting at Unit Level	STP 21-I-MQS STP 21-II-MQS
03-9001.11-0002	Establish a Positive Command Climate	STP 21-I-MQS STP 21-II-MQS
03-9001.12-0003	Communicate Effectively as a Commander or Staff Officer	STP 21-I-MQS STP 21-II-MQS
03-9001.14-0002	Motivate Subordinates to Accomplish Unit Missions	STP 21-I-MQS STP 21-II-MQS
03-9003.02-0001	Manage Accident Risk in Unit Operations	STP 21-I-MQS STP 21-II-MQS
04-3303.02-0014	Prepare Platoon or Company Combat Orders	STP 21-I-MQS STP 21-II-MQS
850-001-2000(SL2)	Employ Accident Prevention Measures and Risk Mgt Process	STP 21-I-MQS STP 21-24-SMCT
850-001-3001(SL3)	Control Mission Safety Hazard	STP 21-24-SMCT
850-001-4001(SL4)	Integrate Risk Mgt Into Platoon	STP 21-24-SMCT
S1-9060.00-3000	Conduct Company and Battalion Operations According to the Laws of War	STP 21-II-MQS
S3-8987.01-0001	Describe the Categories of Threat	STP 21-I-MQS STP 21-II-MQS
S3-9001.18-0002	Minimize Combat Stress	STP 21-I-MQS STP 21-II-MQS STP 21-I-MQS

SUPPORTING COLLECTIVE TASKS

Task Number	Task Title	References
17-3-0065.17-RSTP	Conduct Troop-Leading Procedures	ARTEP 34-114-30-MTP ARTEP 34-117-30-MTP ARTEP 34-143-30-MTP ARTEP 34-144-30-MTP ARTEP 34-353-30-MTP ARTEP 34-355-MTP ARTEP 34-357-30-MTP ARTEP 34-358-30-MTP ARTEP 34-387-30-MTP ARTEP 34-388-30-MTP ARTEP 34-393-30-MTP ARTEP 34-396-30-MTP ARTEP 34-397-30-MTP ARTEP 34-398-30-MTP ARTEP 34-399-10-MTP
17-3-0065.34-0001	Conduct Troop-Leading Procedures	

SUPPORTING COLLECTIVE TASKS

Task Number	Task Title	References
		ARTEP 34-407-30-MTP ARTEP 34-414-30-MTP

OPFOR TASKS AND STANDARDS

TASK: Gather Intelligence (34-OPFOR-1008)

CONDITION: OPFOR elements, operating in the rear area, are planning attacks on enemy bases. Information is needed before plans are finalized.

STANDARD: All Priority Intelligence Requests and other intelligence requirements were identified. Passed through any outpost, defensive wire, or warning device undetected. Moved to an observation point that offered cover and concealment and was close enough to gather required information. Gathered data, which answered intelligence requirements. Withdrew from area undetected. All information of value was reported to OPFOR headquarters.

TASK: Conduct Air Attacks (34-OPFOR-1006)

CONDITION: OPFOR elements in the rear area have forwarded the coordinates of enemy facilities/elements. OPFOR aircraft have been dispatched to attack enemy installations or convoys.

STANDARD: Support sites, command and control facilities, and/or convoys were located. Attack runs on designated targets were conducted. Enemy equipment, supplies, and vehicles were destroyed and enemy personnel were killed.

ELEMENT: COMPANY HEADQUARTERS

TASK: Operate the Company Command Post (17-2-3808.34-0002)
 (FM 100-34-1) (FM 100-1) (FM 100-34)
 (FM 3-0) (FM 34-35)

ITERATION: 1 2 3 4 5 M (Circle)
COMMANDER/LEADER ASSESSMENT: T P U (Circle)

CONDITIONS: The company is conducting tactical operations. The company command post has all equipment and supplies in accordance with the OPORD/FRAGO, company standing operating procedures, and/or commander's guidance. Additional combat support and combat service support assets are available to sustain operations. Threat contact is possible. Some iterations of this task should be performed in MOPP4.

TASK STANDARDS: Command post personnel performed all assigned tasks in accordance with the OPORD/FRAGO/SOP, and/or commander's guidance. It conducted command post operations, regardless of the tactical situation, while either moving or stationary. It maintained situational awareness by receiving, processing, recording, plotting, tracking, and reporting information to the company commander, company elements, and/or the company's higher headquarters, as necessary. If available, the company used digital communications equipment as necessary, or as directed, to accomplish the mission.

TASK STEPS AND PERFORMANCE MEASURES	GO	NO-GO
* 1. Executive officer or commander directs movement of company command post. <ul style="list-style-type: none"> a. Positions command post where it can maintain communications with higher units and subordinate elements. b. Displaces, as necessary, to maintain communications throughout operation. c. Employs appropriate movement techniques, based on terrain, visibility, and probability of threat contact. d. Occupies position providing good cover, concealment, and limited access to civilian population unless mission dictates otherwise. e. Establishes camouflage and local security. f. Establishes communications with higher headquarters and subordinate elements (FM voice/digital). g. Conducts rehearsals of defense plans, including occupation of fighting positions covering possible avenues of approach. h. Reconnoiters and prepares alternate site for command post and as many subsequent command post sites as required. i. Rehearses movement to alternate and subsequent command post sites. 2. XO/commander and command post personnel monitor operations and maintain situational awareness from company command post. <ul style="list-style-type: none"> a. Operates as net control station for troop command net. b. Monitors company and battalion radio nets (company command, battalion command, battalion operations and intelligence, and enters the battalion administrative/logistics net, as needed. c. Manages flow of information between company and battalion. <ul style="list-style-type: none"> (1) Maintains operations log and operations map, continuously tracks operations, updates situational awareness, and tracks locations of subordinate and adjacent units. 		

TASK STEPS AND PERFORMANCE MEASURES	GO	NO-GO
<p>(2) Provides commander and subordinate leaders with periodic updates of friendly/threat units to the front, flanks, and rear and information on civilian personnel and activities.</p> <p>(3) Reports unit location(s) in a secure manner when required (FM voice/digital).</p> <p>(4) Records and plots all spot reports and forwards them to battalion command post.</p> <p>(5) Processes information, prepares and submits all reports in accordance with SOP to higher headquarters (FM voice/digital).</p> <p>(6) Forwards battalion orders and other critical information to company commander.</p> <p>(7) Distributes air attack warnings to all company elements.</p> <p>(8) Maintains accurate status reports for all subordinate elements (e.g., combat power and maintenance status, classes of supply, pre-combat inspection completion).</p> <p>d. Performs troop nuclear, biological, chemical defense activities.</p> <p>(1) Distributes nuclear, biological, and chemical attack warnings to all company elements.</p> <p>(2) Supervises radiological monitoring, chemical detection, and decontamination operations.</p> <p>e. Assisted by company 1SG, plans and coordinates combat service support for the company.</p> <p>3. Command post reacts to indirect fire.</p> <p>NOTE: Items such as camouflage nets and wire lines are not recovered at this time.</p> <p>a. Don masks.</p> <p>b. Button up.</p> <p>c. Move out of impact area.</p> <p>d. Occupy alternate or subsequent command post site, as necessary.</p> <p>e. Re-establish communications with subordinate elements and battalion command post and continues to monitor operations.</p> <p>4. Command post group defends the command post.</p> <p>a. Establishes local security.</p> <p>b. Engages attacking threat forces with appropriate direct fire weapons.</p> <p>c. Submits spot report to company commander and battalion command post.</p> <p>d. Disengages and moves on covered and concealed route to subsequent command post site.</p>		

TASK PERFORMANCE / EVALUATION SUMMARY BLOCK							
ITERATION	1	2	3	4	5	M	TOTAL
TOTAL TASK STEPS EVALUATED							
TOTAL TASK STEPS "GO"							
TRAINING STATUS "GO"/"NO-GO"							

"*" indicates a leader task step.

SUPPORTING INDIVIDUAL TASKS

Task Number	Task Title	References
01-5700.02-0001	Enforce Platoon and Company Communications Security Measures	STP 21-II-MQS STP 21-I-MQS

SUPPORTING INDIVIDUAL TASKS

Task Number	Task Title	References
01-9017.02-0002	Conduct a Battle Analysis	STP 21-II-MQS STP 21-I-MQS
03-0170.01-1005	Perform Wartime Strength Accounting at Unit Level	STP 21-II-MQS STP 21-I-MQS
031-503-1018(SL1)	REACT TO NUCLEAR HAZARD OR ATTACK	STP 21-1-SMCT
031-503-1019(SL1)	REACT TO CHEMICAL OR BIOLOGICAL HAZARD OR ATTACK	STP 21-1-SMCT
031-503-3005(SL2)	SUBMIT NBC 1 REPORT	STP 21-24-SMCT
031-503-3008(SL2)	IMPLEMENT MISSION-ORIENTED PROTECTIVE POSTURE	STP 21-24-SMCT
031-503-4002(SL2)	SUPERVISE UNIT PREPARATION FOR NBC ATTACK	STP 21-24-SMCT
031-506-1053(SL2)	REPORT NBC INFORMATION USING NBC 4 REPORT	STP 21-24-SMCT
03-9001.13-0001	Solve Problems Using the Military Problem Solving Process	STP 21-II-MQS STP 21-I-MQS
03-9001.14-0002	Motivate Subordinates to Accomplish Unit Missions	STP 21-II-MQS
04-5030.00-2006	Supervise Unit Response to a Chemical or Biological Attack	STP 21-I-MQS STP 21-II-MQS
04-5030.00-2007	Supervise Unit Response to Nuclear Attack or Radiological Hazard	STP 21-I-MQS STP 21-II-MQS
052-196-3065	PREPARE A ROUTE RECONNAISSANCE OVERLAY	STP 21-I-MQS STP 21-24-SMCT
071-326-0515	SELECT A MOVEMENT ROUTE USING A MAP	STP 21-24-SMCT
071-326-3013(SL3)	CONDUCT A TACTICAL ROAD MARCH	STP 21-24-SMCT
071-326-5805(SL3)	Conduct a Route Reconnaissance Mission	STP 21-24-SMCT
071-329-1006(SL1)	Navigate from One Point on the Ground to Another Point While Dismounted	STP 21-1-SMCT
071-329-1019(SL2)	Use a Map Overlay	STP 21-24-SMCT
071-329-1030(SL1)	Navigate from One Point on the Ground to Another Point While Mounted	STP 21-1-SMCT
071-331-0820	ANALYZE TERRAIN	STP 21-24-SMCT
071-332-5000(SL3)	Prepare an Operation Overlay	STP 21-24-SMCT
071-332-5021(SL3)	Prepare a Situation Map	STP 21-24-SMCT
301-371-1000(SL1)	REPORT INTELLIGENCE INFORMATION	STP 21-1-SMCT
301-371-1050(SL1)	IMPLEMENT OPERATIONS SECURITY (OPSEC) MEASURES	STP 21-1-SMCT
441-091-1040	VISUALLY IDENTIFY THREAT AIRCRAFT	STP 21-24-SMCT
441-091-3000(SL3)	Supervise the Implementation of Air Defense Measures	STP 21-24-SMCT
551-721-3352	DIRECT CONVOY DEFENSE OPERATIONS	STP 21-24-SMCT
551-721-3359	PREPARE A STRIP MAP	STP 21-24-SMCT
551-721-4326(SL4)	PERFORM DUTIES AS CONVOY COMMANDER	STP 21-24-SMCT
551-88M-0001(SL3)	Lead a Convoy Serial/March Unit	STP 21-24-SMCT
805C-PAD-2060(SL2)	Report Casualties	STP 21-24-SMCT

SUPPORTING INDIVIDUAL TASKS

Task Number	Task Title	References
850-001-2000(SL2)	Employ Accident Prevention Measures and Risk Mgt Process	STP 21-24-SMCT
850-001-3001(SL3)	Control Mission Safety Hazard	STP 21-24-SMCT
850-001-4001(SL4)	Integrate Risk Mgt Into Platoon	STP 21-24-SMCT
O4-3303.02-0040	Navigate with a Compass and Map	STP 21-II-MQS
S1-9011.07-0001	Describe the Brigade Fight	STP 21-I-MQS
S1-9060.00-3000	Conduct Company and Battalion Operations According to the Laws of War	STP 21-II-MQS
		STP 21-I-MQS

SUPPORTING COLLECTIVE TASKS: NONE**OPFOR TASKS AND STANDARDS**

TASK: Disrupt Enemy Movement and Operations Using Tactical Nuclear Weapons (34-OPFOR-1002)

CONDITION: Orders have been received to use tactical nuclear weapons in the enemy's rear. Key locations have been identified.

STANDARD: Tactical nuclear missiles were delivered on target. Movement of equipment and supplies was disrupted or delayed to forward areas. Enemy equipment and supplies were destroyed. A high rate of nuclear casualties was inflicted among enemy troops.

TASK: Conduct Aerial Reconnaissance (34-OPFOR-1007)

CONDITION: OPFOR HQ requires intelligence on the location and identification of enemy elements. Aircraft is dispatched to take photographs and conduct a visual inspection of enemy area.

STANDARD: Located and photographed enemy positions in assigned sectors, to include: support and storage bases and command and control facilities. Visual checks were conducted when possible. The enemy was not engaged. Priority Intelligence Requests and other Information Requirements were reported to OPFOR HQ.

TASK: Disrupt Enemy Movement and Operations Using Persistent and Non-Persistent Chemical Weapons (34-OPFOR-1001)

CONDITION: Conventional artillery weapons or aircraft are available to deliver chemical weapons. Routes and key bases in the rear area have been selected.

STANDARD: Chemical agents were delivered into targeted areas. The movement of enemy supplies and equipment to forward areas was delayed by disrupting command and control systems. Enemy movement was successfully channeled into predesignated ambush areas. Enemy supplies and equipment were contaminated. A high rate of casualties were inflicted on enemy forces.

TASK: Conduct Electronic Warfare (34-OPFOR-1012)

CONDITION: OPFOR employs collection and direction finding assets (ground and air), to monitor and locate enemy forces.

STANDARD: The positions of enemy command, intelligence, and logistics units were located. The locations of the positions were forwarded to OPFOR headquarters. Jamming signals were used against enemy radio receivers. Enemy radio nets were monitored and all information of intelligence value was reported to OPFOR HQ.

TASK: Conduct Hasty Ambush (34-OPFOR-1003)

CONDITION: OPFOR element is moving in a concealed area when an enemy element is reported moving along an adjacent route.

STANDARD: The ambush site was prepared before the arrival of enemy element. The enemy force was surprised and casualties were inflicted within the designated kill zone. Delayed enemy march element from reaching its specified destination. Withdrew, on order, within two minutes of ambush initiation. Reported results of mission to headquarters.

TASK: Conduct Air Attacks (34-OPFOR-1006)

CONDITION: OPFOR elements in the rear area have forwarded the coordinates of enemy facilities/elements. OPFOR aircraft have been dispatched to attack enemy installations or convoys.

STANDARD: Support sites, command and control facilities, and/or convoys were located. Attack runs on designated targets were conducted. Enemy equipment, supplies, and vehicles were destroyed and enemy personnel were killed.

TASK: Conduct Sniper Operations (34-OPFOR-1005)

CONDITION: OPFOR element has received a sniper mission from headquarters. Snipers are assigned missions in the enemy rear area along major supply routes and near support sites.

STANDARD: Infiltrated enemy area of operations and set up a well concealed location. Vehicle drivers or personnel on foot were engaged with short bursts of semiautomatic fire. Selected targets were killed or wounded. Prevented position from being discovered and evacuated the area without being detected. Results of the operation were reported to OPFOR headquarters.

TASK: Conduct Raid (34-OPFOR-1009)

CONDITION: OPFOR element has occupied an objective rally point and has orders to conduct a raid on a rear area base.

STANDARD: Enemy forces were surprised. Assaulted enemy support base and accomplished assigned tasks. Specified equipment and supplies were destroyed. Decisive engagement was avoided. All personnel were withdrawn from the area within the prescribed time. The collected intelligence data satisfied the Priority Intelligence Requirements.

ELEMENTS: ACE HEADQUARTERS
 COMPANY HEADQUARTERS
 SVC PLT HQ
 COLL & JAM PLT HQ
 OPS SPT PLT HQ

TASK: Conduct Troop-Leading Procedures (17-3-0065.34-0001)

ITERATION: 1 2 3 4 5 M (Circle)
COMMANDER/LEADER ASSESSMENT: T P U (Circle)

CONDITIONS: The platoon has received an OPORD/FRAGO/WARNO from the commander. It has a map with overlays, graphic control measures and applicable standing operating procedures. The order specifies the time of movement and describes the enemy situation. The platoon has conducted linkup with any attachments. Time is available to conduct troop-leading procedures. Some iterations of this task should be performed in MOPP4.

TASK STANDARDS: The platoon was prepared to move by the time specified in the order with operational weapons, equipment, and basic load of supplies as specified by the order/platoon leader. All personnel could explain the higher unit mission, the higher commander's intent, the platoon mission, and their specific tasks and duties to support the mission. All attachments were received, briefed, and inspected.

TASK STEPS AND PERFORMANCE MEASURES	GO	NO-GO
<p>NOTE: The format used in this training and evaluation outline (T&EO) to outline task steps and performance measures parallels the eight steps of troop-leading procedures. Steps are generally conducted concurrently rather than sequentially. In addition, troop-leading procedures must be adapted to the factors of mission, enemy, troops, terrain, time available, and civilian considerations (METT-TC) that affect the platoon's area of operations, especially the time available for planning and preparation. The platoon leader may have to abbreviate, combine, or even eliminate steps as the situation dictates.</p> <p>Although the platoon leader holds ultimate responsibility for troop-leading procedures, the platoon sergeant (PSG) assists with and/or conducts many activities within the process.</p> <p>* 1. Platoon leader/PSG receives and analyzes the mission.</p> <p>a. Receives the mission from the commander.</p> <p>(1) Obtains clarification of all aspects of mission from the commander (commander's intent/implied tasks).</p> <p>(2) Coordinates with higher headquarters, adjacent units, and combat support elements (including sensor support).</p> <p>(3) Disseminates all pertinent information contained in the WARNO, and/or disseminates initial WARNO as quickly as possible.</p> <p>b. Analyzes the mission.</p> <p>(1) Conducts initial METT-TC analysis, focusing on mission and time requirements.</p> <p>NOTE: Refer to performance measure 3b for details of METT-TC analysis.</p> <p>(2) Develops reverse planning schedule to ensure all tasks can be accomplished.</p> <p>NOTE: Platoon leader/PSG use approximately 1/3 of available time for planning, to include issuing the OPORD. They allocate the remaining 2/3 time to vehicle commanders to plan and prepare for the upcoming mission.</p>		

TASK STEPS AND PERFORMANCE MEASURES	GO	NO-GO
<p>* 2. Platoon leader/PSG/section leaders issue the WARNO(s), including, at a minimum, the following information: NOTE: The platoon leader or PSG issues the initial WARNO as soon as possible after receiving the mission so vehicle commanders/section leaders can start their planning and preparation. He issues subsequent WARNOs as more information becomes available or as the situation changes.</p> <ul style="list-style-type: none"> a. Task organization of the platoon; b. Situation; c. Operational graphics; d. Time and nature of the operation; e. Intelligence/human intelligence objectives; f. The earliest time of movement; g. The time and place the OPORD will be issued; h. Delegation/assignment of preparatory tasks to the platoon leader, PSG, vehicle commanders, and section leaders. These include, but are not limited to, the following: <ul style="list-style-type: none"> (1) Graphics production. (2) Development of terrain model. (3) Coordination requirements. (4) Combat service support requirements. (5) Precombat checks and inspections. (6) Rehearsals. <p>* 3. Platoon leader makes a tentative plan. NOTE: The scope of the platoon leader's activities in this troop-leading step is directly affected by the amount of detail and instruction in the commander's OPORD. The OPORD normally will specify the platoon plan and maneuver requirements. The platoon leader is then responsible for analyzing the commander's plan and scheme of maneuver and adapting them to the platoon level. However, the platoon leader must be prepared to develop his plan with a minimum of information and direction from the commander. This involves a detailed METT-TC analysis (as outlined in performance measure 3b of this T&EO) and development of platoon tasks and courses of action (COA).</p> <ul style="list-style-type: none"> a. If the commander's OPORD specifies the platoon plan, reviews and analyzes platoon tasks as developed in the commander's scheme of maneuver. <ul style="list-style-type: none"> (1) Reviews the platoon's role in the scheme of maneuver in relation to the factors of METT-TC. (2) Identifies critical METT-TC considerations that affect the platoon plan. <p>NOTE: These considerations may have been addressed in the OPORD.</p> <ul style="list-style-type: none"> (3) Based on METT-TC considerations, identifies deficiencies and/or issues in the plan and reports them to the commander. (4) Adjusts reverse planning schedule as required. <p style="text-align: center;">OR</p> <ul style="list-style-type: none"> b. If the commander's OPORD does not provide a detailed platoon plan/scheme of maneuver and time is available, conducts a detailed METT-TC analysis. <ul style="list-style-type: none"> (1) Platoon leader performs mission analysis and identifies the following: <ul style="list-style-type: none"> (a) Mission and intent of the commander two levels up; (b) Specified tasks; (c) Implied tasks. 		

TASK STEPS AND PERFORMANCE MEASURES	GO	NO-GO
<p>(2) Platoon leader performs enemy analysis and identifies the following:</p> <ul style="list-style-type: none"> (a) Current and/or probable enemy locations; (b) Enemy's composition and capabilities; (c) Enemy's most probable COA. <p>(3) Platoon leader performs terrain and weather analysis and identifies the following:</p> <ul style="list-style-type: none"> (a) Location of all existing and reinforcing obstacles and determines how they will affect maneuver and how the platoon can use them to its advantage; (b) Most likely locations for enemy-emplaced obstacles and determines how the platoon can maneuver around or breach them; (c) Most advantageous avenues of approach for both the enemy and the platoon; (d) Key terrain and determines how it can be used by the platoon to support the mission; (e) Positions from which enemy can observe and engage platoon; (f) Positions from which the platoon can effectively observe and engage the enemy; (g) Routes and natural firing positions within area of operations that offer effective cover and concealment; (h) Effects of current and expected weather on smoke or nuclear, biological, and chemical operations. (i) Effects of recent weather conditions on the area of operations; (j) Effects of weather and light conditions on future operations, including effects on personnel, equipment, and vehicles. <p>(4) Platoon leader performs personnel and equipment analysis and identifies the following:</p> <ul style="list-style-type: none"> (a) Platoon's supply status (ammunition, fuel, and other necessary items); (b) Present condition of vehicles, equipment, and personnel; (c) Present state of training and morale of the platoon; (d) Amount of sleep personnel have had or will be able to get prior to the mission; (e) Attachments that the platoon has and/or needs to accomplish the mission. <p>(5) Platoon leader performs time analysis and identifies the following:</p> <ul style="list-style-type: none"> (a) Movement times and other milestones specified in the WARNO/OPORD/FRAGO, including likely times the enemy may conduct operations; (b) Effects of weather on movement times; (c) Effects of nuclear, biological, and chemical operations on movement times; (d) Priorities of work the platoon can accomplish in the time available prior to start of the mission; (e) A revised time line that will enable the platoon to accomplish all necessary tasks. 		
<p>NOTE: The platoon leader uses backward planning to refine the tentative time line.</p> <p>c. Incorporates products developed in the intelligence preparation of the battlefield process into the METT-TC analysis.</p>		

TASK STEPS AND PERFORMANCE MEASURES	GO	NO-GO
<p>d. Using results of the METT-TC analysis and intelligence preparation of the battlefield process, develops one or more platoon COAs that address all specified, implied, and essential tasks.</p> <p>NOTE: COAs are developed and presented using the OPORD format.</p> <p>e. Identifies reconnaissance requirements.</p> <p>f. Identifies additional coordination requirements.</p> <p>g. Evaluates advantages and disadvantages of each COA and makes tentative selection of most favorable COA.</p> <p>NOTE: Final selection of the COA to be used in the operation is made when the platoon leader completes his plan. Refer to task step 6 of this T&EO.</p> <p>h. Adjusts reverse planning schedule as required to incorporate the selected COA.</p> <p>* 4. Platoon leader/PSG initiates movement (in accordance with the WARNO/OPORD/FRAGO and/or unit SOP).</p> <p>a. Directs platoon to assume the appropriate readiness condition level.</p> <p>b. Dispatches quartering party, as necessary.</p> <p>c. Directs platoon to begin priorities of work.</p> <p>d. Designates a leader to conduct a time-distance check of the route to the start point.</p> <p>e. Positions the platoon in an advantageous location to prepare for the upcoming mission.</p> <p>5. Platoon conducts reconnaissance.</p> <p>a. Conducts ground, air, or map reconnaissance in accordance with METT-TC.</p> <p>NOTE: At a minimum, platoon leader and other leaders conduct a map reconnaissance focusing on terrain analysis.</p> <p>b. Confirms the initial march route to the line of departure, start point, or initial positions; if possible, checks some of the area beyond the line of departure.</p> <p>c. Platoon leader/PSG adjusts the tentative plan based on results of the reconnaissance.</p> <p>* 6. Platoon leader completes the plan.</p> <p>a. Selects best available COA based on METT-TC analysis and reconnaissance.</p> <p>b. Completes details of how the platoon will accomplish each task.</p> <p>c. Develops platoon graphics to further define his area of responsibility and to aid in command and control of the platoon, as necessary.</p> <p>d. Integrates the fire support plan into platoon operations to support the scheme of maneuver.</p> <p>e. Develops a communications plan.</p> <p>f. Integrates combat support and combat service support elements into the plan.</p> <p>g. Based on information from the commander and subsequent reconnaissance, continues to update the plan and ensures the plan complies with the commander's OPORD/FRAGO.</p> <p>* 7. Platoon leader and PSG issue the order.</p> <p>NOTE: Units may wish to develop an OPORD checklist to allow a detailed evaluation of this leader task step. Refer to FM 17-15 or SOP for items that can be included in such a checklist.</p> <p>a. Use the five-paragraph OPORD format.</p> <p>b. Depending on METT-TC factors, use one of the following methods to enhance understanding of the order:</p>		

TASK STEPS AND PERFORMANCE MEASURES	GO	NO-GO
<p>(1) Issue order from a vantage point overlooking the actual terrain to be used for the mission;</p> <p>(2) Issue order using a terrain model that depicts the area of operations;</p> <p>(3) Issue order using sketches/drawings to help illustrate the plan;</p> <p>(4) Issue order using a map and overlay.</p> <p>c. Ensure vehicle commanders/section leaders have posted all overlays on their maps and that overlays match the platoon leader's overlay.</p> <p>d. Ensure vehicle commanders/section leaders understand the intent of the commander two levels up.</p> <p>e. Ensure vehicle commanders/section leaders understand the enemy and friendly situations as well as all tasks for which they are responsible.</p> <p>f. Use confirmation briefings to ensure vehicle commanders understand the order.</p> <p>* 8. Platoon leader/PSG/vehicle commanders supervise and refine platoon preparations.</p> <p>NOTE: The activities covered in this task step begin immediately upon receipt of the OPORD and continue concurrently with the other troop-leading steps.</p> <p>a. Vehicle commanders brief crews on the platoon mission based on platoon leader's OPORD.</p> <p>b. Platoon leader conducts back briefs and rehearsals.</p> <p>(1) Conducts crew back briefs to ensure all crewmen have been briefed by their vehicle commander and each crew's plan complies with the platoon leader's concept of the operation.</p> <p>(2) Conducts a platoon rehearsal (full-force or reduced-force, depending on available time and resources) based on the following criteria:</p> <p>(a) Rehearsals can be conducted on the actual terrain to be used in the operation or by means of a terrain model, sand table, rock drill, or map;</p> <p>(b) Rehearsals include any attachments and integrate combat support/combat service support elements;</p> <p>(c) At a minimum, rehearsals cover key events such as actions on expected contact and actions at the objective.</p> <p>c. PSG directs and supervises resupply operations.</p> <p>d. Vehicle commanders supervise each crew's precombat checks. Checks include, but are not limited to, the following:</p> <p>(1) Before-operations preventive maintenance checks and services are conducted for vehicles, weapon systems, communications, and nuclear, biological, and chemical equipment;</p> <p>(2) Preventive maintenance checks and services deficiencies are reported to maintenance and/or repaired, if possible;</p> <p>(3) Prefire checks are conducted for all weapon systems;</p> <p>(4) Weapon systems are bore sighted, if applicable;</p> <p>(5) Machine guns are test-fired, if possible;</p> <p>(6) Each vehicle is loaded IAW the unit load plan/unit SOP;</p> <p>(7) All required items are resupplied, including the following:</p> <p>(a) Rations.</p> <p>(b) Water.</p> <p>(c) Petroleum, oils, and lubricants.</p> <p>(d) Ammunition and pyrotechnics.</p> <p>(e) Batteries for all equipment.</p> <p>(8) If METT-TC allows, vehicles are camouflaged to match the area of operations;</p>		

TASK STEPS AND PERFORMANCE MEASURES	GO	NO-GO
<p>(9) Platoon members are in correct uniform; (10) Each soldier's knowledge of the plan is tested to ensure he knows the commander's and platoon leader's intent; (11) Status of precombat checks is reported to the PSG. e. Platoon leader/PSG/designated representatives conduct precombat inspection to ensure crews have completed all required precombat checks. (1) PSG identifies key inspection areas/items (based on METT-TC) and develops precombat inspection plan. (2) Platoon leader/PSG assign areas of responsibility for the precombat inspection. (3) PSG determines time line for precombat inspection requirements. (4) PSG/designated representatives inspect required areas/items to ensure they are present, functional, clean, and/or complete. (5) Platoon leader inspects selected areas/items to ensure they are present, functional, clean, and/or complete. (6) Platoon leader tests soldiers'/leaders' knowledge of the mission. f. Platoon leader/PSG continue to supervise and refine throughout execution of the operation. (1) Upon receipt of a FRAGO from higher headquarters, continue to execute the mission, making any adjustments as directed in the FRAGO.</p> <p style="text-align: center;">OR</p> <p>(2) Upon change of mission, conduct troop-leading procedures and execute new mission.</p>		

TASK PERFORMANCE / EVALUATION SUMMARY BLOCK							
ITERATION	1	2	3	4	5	M	TOTAL
TOTAL TASK STEPS EVALUATED							
TOTAL TASK STEPS "GO"							
TRAINING STATUS "GO"/"NO-GO"							

"**" indicates a leader task step.

SUPPORTING INDIVIDUAL TASKS

Task Number	Task Title	References
01-5700.02-0001	Enforce Platoon and Company Communications Security Measures	STP 21-II-MQS
01-7200.75-0100	Conduct Convoy Operations	STP 21-I-MQS STP 21-II-MQS
01-7300.75-0500	Plan Convoy Operations	STP 21-I-MQS STP 21-II-MQS
01-9001.17-0002	Develop a Cohesive Platoon Sized Organization	STP 21-I-MQS STP 21-II-MQS
01-9001.19-0001	Take Charge of a Platoon or Equivalent Organization	STP 21-I-MQS STP 21-II-MQS
		STP 21-I-MQS

SUPPORTING INDIVIDUAL TASKS

Task Number	Task Title	References
01-9017.02-0002	Conduct a Battle Analysis	STP 21-II-MQS STP 21-I-MQS
03-0170.01-1005	Perform Wartime Strength Accounting at Unit Level	STP 21-II-MQS
03-9001.11-0002	Establish a Positive Command Climate	STP 21-I-MQS STP 21-II-MQS
03-9001.12-0002	Communicate Effectively	STP 21-I-MQS STP 21-II-MQS
03-9001.14-0002	Motivate Subordinates to Accomplish Unit Missions	STP 21-I-MQS STP 21-II-MQS
03-9001.16-0002	Develop Subordinate Leaders in a Platoon or Equivalent Sized Organization	STP 21-I-MQS STP 21-II-MQS
03-9003.02-0001	Manage Accident Risk in Unit Operations	STP 21-I-MQS STP 21-II-MQS
03-9003.03-0001	Supervise the Management of Accident Risk in Unit Operations	STP 21-I-MQS STP 21-II-MQS
04-3303.02-0014	Prepare Platoon or Company Combat Orders	STP 21-I-MQS STP 21-II-MQS
04-3303.02-0037	Navigate While Mounted	STP 21-I-MQS STP 21-II-MQS
04-5030.00-2006	Supervise Unit Response to a Chemical or Biological Attack	STP 21-I-MQS STP 21-II-MQS
04-5030.00-2007	Supervise Unit Response to Nuclear Attack or Radiological Hazard	STP 21-I-MQS STP 21-II-MQS
04-5030.00-2008	Prepare and Submit Nuclear, Biological, or Chemical 1 Report	STP 21-I-MQS STP 21-II-MQS
04-5030.00-2013	Implement Mission-Oriented Protective Posture Based on Threat or Direction	STP 21-I-MQS STP 21-II-MQS
04-5030.00-2017	Prepare for Nuclear, Biological, or Chemical Attack	STP 21-I-MQS STP 21-II-MQS
850-001-2000(SL2)	Employ Accident Prevention Measures and Risk Mgt Process	STP 21-I-MQS STP 21-24-SMCT
850-001-3001(SL3)	Control Mission Safety Hazard	STP 21-24-SMCT
850-001-4001(SL4)	Integrate Risk Mgt Into Platoon	STP 21-24-SMCT
04-3303.02-0040	Navigate with a Compass and Map	STP 21-II-MQS STP 21-I-MQS
S1-9011.07-0001	Describe the Brigade Fight	STP 21-II-MQS STP 21-I-MQS
S3-9001.18-0002	Minimize Combat Stress	STP 21-II-MQS STP 21-I-MQS
S3-9060.00-1000	Conduct Small Unit Combat Operations According to the Law of War	STP 21-II-MQS STP 21-I-MQS

SUPPORTING COLLECTIVE TASKS: NONE

OPFOR TASKS AND STANDARDS

TASK: Conduct Aerial Reconnaissance (34-OPFOR-1007)

CONDITION: OPFOR HQ requires intelligence on the location and identification of enemy elements. Aircraft is dispatched to take photographs and conduct a visual inspection of enemy area.

STANDARD: Located and photographed enemy positions in assigned sectors, to include: support and storage bases and command and control facilities. Visual checks were conducted when possible. The enemy was not engaged. Priority Intelligence Requests and other Information Requirements were reported to OPFOR HQ.

TASK: Conduct Air Attacks (34-OPFOR-1006)

CONDITION: OPFOR elements in the rear area have forwarded the coordinates of enemy facilities/elements. OPFOR aircraft have been dispatched to attack enemy installations or convoys.

STANDARD: Support sites, command and control facilities, and/or convoys were located. Attack runs on designated targets were conducted. Enemy equipment, supplies, and vehicles were destroyed and enemy personnel were killed.

ELEMENT: OPS SPT PLT HQ

TASK: Execute Operations Platoon Operations (Sep Bde) (34-3-9029)

ITERATION: 1 2 3 4 5 M (Circle)

COMMANDER/LEADER ASSESSMENT: T P U (Circle)

CONDITIONS: Given a deployed operations platoon, as part of the military intelligence company, in support of a brigade combat team in a theater of operations. Communications have been established with the brigade S2 and analysis and control element for receiving mission tasking and reporting gathered intelligence. Some iterations of this task should be performed in MOPP4.

TASK STANDARDS: Deployed assets in accordance withstanding operating procedures and/or operations order and provided effective, ground surveillance radar, improved remote battlefield sensor system, and intelligence and electronic warfare support as tasked by the brigade S2, for the duration of the deployment.

TASK STEPS AND PERFORMANCE MEASURES	GO	NO-GO
<p>1. Platoon leader directs the deployment of assets in support of operations</p> <ul style="list-style-type: none"> a. Selects primary, alternate, and supplementary locations for each asset. <p>NOTE 1: If assets are attached, in accordance with the OPORD, the platoon leader ensures the successful link-up of the sections with the appropriate units.</p> <p>NOTE 2: Assets can make minor adjustments to their specific six digit grid locations based upon terrain or other factors that exist at their assigned site locations.</p> <ul style="list-style-type: none"> b. Coordinates the location of assets with the appropriate maneuver battalions within whose area of operations the assets are to be located. c. Directs the establishment of an operational platoon command post at the site of one of the assets <p>2. Platoon headquarters establishes communications with the S2/ACE.</p> <p>3. Platoon headquarters submits the resource status report in accordance with the TACSOP or when the platoon's operational status changes.</p> <p>4. Platoon headquarters conducts mission management of assets as directed by the OPORD.</p> <p>5. Platoon headquarters performs limited analysis of reported intelligence and combat information.</p> <p>6. Platoon headquarters reports intelligence and combat information to the S2/ACE.</p> <p>7. Platoon sergeant coordinates the administrative and logistical support to keep the platoon operational.</p> <p>8. Platoon leader monitors the platoon's operational status.</p>		

TASK PERFORMANCE / EVALUATION SUMMARY BLOCK							
ITERATION	1	2	3	4	5	M	TOTAL
TOTAL TASK STEPS EVALUATED							
TOTAL TASK STEPS "GO"							
TRAINING STATUS "GO"/"NO-GO"							

"**" indicates a leader task step.

SUPPORTING INDIVIDUAL TASKS

Task Number	Task Title	References
01-9001.17-0003	Build a Cohesive Unit or Organization	STP 21-II-MQS STP 21-I-MQS
01-9001.19-0002	Take Charge of a Company, Staff Section, or Equivalent Sized Organization	STP 21-II-MQS
01-9007.01-0250	Brief to Inform, Persuade, or Direct	STP 21-I-MQS STP 21-II-MQS
01-9017.02-0002	Conduct a Battle Analysis	STP 21-II-MQS STP 21-I-MQS
03-5105.00-0002	Direct Field Feeding Operations	STP 21-II-MQS STP 21-I-MQS
03-8310.00-9000	Supervise Unit Preventive Medicine and Field Sanitation Procedures	STP 21-II-MQS
03-9001.10-0004	Apply the Ethical Decision-Making Process as a Commander or Staff Officer	STP 21-I-MQS STP 21-II-MQS
03-9001.12-0003	Communicate Effectively as a Commander or Staff Officer	STP 21-I-MQS STP 21-II-MQS
03-9001.13-0001	Solve Problems Using the Military Problem Solving Process	STP 21-I-MQS STP 21-II-MQS
03-9001.14-0002	Motivate Subordinates to Accomplish Unit Missions	STP 21-I-MQS STP 21-II-MQS
03-9003.02-0001	Manage Accident Risk in Unit Operations	STP 21-I-MQS STP 21-II-MQS
04-3303.02-0014	Prepare Platoon or Company Combat Orders	STP 21-I-MQS STP 21-II-MQS
04-3303.02-0037	Navigate While Mounted	STP 21-I-MQS STP 21-II-MQS
04-5030.00-2013	Implement Mission-Oriented Protective Posture Based on Threat or Direction	STP 21-I-MQS STP 21-II-MQS
04-5030.00-2017	Prepare for Nuclear, Biological, or Chemical Attack	STP 21-I-MQS STP 21-II-MQS
071-332-5000(SL3)	Prepare an Operation Overlay	STP 21-I-MQS STP 21-24-SMCT
071-332-5021(SL3)	Prepare a Situation Map	STP 21-24-SMCT
101-92Y-0001(SL4)	Supervise Supply Activities	STP 21-24-SMCT
101-92Y-0002(SL3)	Plan Tactical Re-Supply Operations	STP 21-24-SMCT
101-CLT-0198(SL4)	Supervise Tactical Feeding Operation	STP 21-24-SMCT

SUPPORTING INDIVIDUAL TASKS

Task Number	Task Title	References
113-637-2001(SL1)	Communicate via a Tactical Radio	STP 21-1-SMCT
151-357-0001(SL4)	Supervise CSS Functions During Platoon Operations	STP 21-24-SMCT
181-105-2002(SL2)	Conduct Combat Operations According to the Law of War	STP 21-24-SMCT
301-371-1000(SL1)	REPORT INTELLIGENCE INFORMATION	STP 21-1-SMCT
301-371-1052(SL1)	PROTECT CLASSIFIED INFORMATION AND MATERIAL	STP 21-1-SMCT
441-091-3000(SL3)	Supervise the Implementation of Air Defense Measures	STP 21-24-SMCT
805C-PAD-2461(SL2)	Maintain Accountability of Personnel (Status Report)	STP 21-24-SMCT
805C-PAD-4595(SL4)	Supervise Cross-leveling of Personnel	STP 21-24-SMCT
850-001-2000(SL2)	Employ Accident Prevention Measures and Risk Mgt Process	STP 21-24-SMCT
850-001-3001(SL3)	Control Mission Safety Hazard	STP 21-24-SMCT
850-001-4001(SL4)	Integrate Risk Mgt Into Platoon	STP 21-24-SMCT
S1-9011.07-0001	Describe the Brigade Fight	STP 21-II-MQS
S3-9001.18-0002	Minimize Combat Stress	STP 21-I-MQS
S3-9060.00-1000	Conduct Small Unit Combat Operations According to the Law of War	STP 21-II-MQS
		STP 21-I-MQS

SUPPORTING COLLECTIVE TASKS: NONE**OPFOR TASKS AND STANDARDS**

TASK: Disrupt Enemy Movement and Operations Using Persistent and Non-Persistent Chemical Weapons (34-OPFOR-1001)

CONDITION: Conventional artillery weapons or aircraft are available to deliver chemical weapons. Routes and key bases in the rear area have been selected.

STANDARD: Chemical agents were delivered into targeted areas. The movement of enemy supplies and equipment to forward areas was delayed by disrupting command and control systems. Enemy movement was successfully channeled into predesignated ambush areas. Enemy supplies and equipment were contaminated. A high rate of casualties were inflicted on enemy forces.

TASK: Disrupt Enemy Movement and Operations Using Tactical Nuclear Weapons (34-OPFOR-1002)

CONDITION: Orders have been received to use tactical nuclear weapons in the enemy's rear. Key locations have been identified.

STANDARD: Tactical nuclear missiles were delivered on target. Movement of equipment and supplies was disrupted or delayed to forward areas. Enemy equipment and supplies were destroyed. A high rate of nuclear casualties was inflicted among enemy troops.

TASK: Conduct Air Attacks (34-OPFOR-1006)

CONDITION: OPFOR elements in the rear area have forwarded the coordinates of enemy facilities/elements. OPFOR aircraft have been dispatched to attack enemy installations or convoys.

STANDARD: Support sites, command and control facilities, and/or convoys were located. Attack runs on designated targets were conducted. Enemy equipment, supplies, and vehicles were destroyed and enemy personnel were killed.

TASK: Conduct Aerial Reconnaissance (34-OPFOR-1007)

CONDITION: OPFOR HQ requires intelligence on the location and identification of enemy elements. Aircraft is dispatched to take photographs and conduct a visual inspection of enemy area.

STANDARD: Located and photographed enemy positions in assigned sectors, to include: support and storage bases and command and control facilities. Visual checks were conducted when possible. The enemy was not engaged. Priority Intelligence Requests and other Information Requirements were reported to OPFOR HQ.

TASK: Conduct Raid (34-OPFOR-1009)

CONDITION: OPFOR element has occupied an objective rally point and has orders to conduct a raid on a rear area base.

STANDARD: Enemy forces were surprised. Assaulted enemy support base and accomplished assigned tasks. Specified equipment and supplies were destroyed. Decisive engagement was avoided. All personnel were withdrawn from the area within the prescribed time. The collected intelligence data satisfied the Priority Intelligence Requirements.

TASK: Conduct Electronic Warfare (34-OPFOR-1012)

CONDITION: OPFOR employs collection and direction finding assets (ground and air), to monitor and locate enemy forces.

STANDARD: The positions of enemy command, intelligence, and logistics units were located. The locations of the positions were forwarded to OPFOR headquarters. Jamming signals were used against enemy radio receivers. Enemy radio nets were monitored and all information of intelligence value was reported to OPFOR HQ.

ELEMENT: ACE HEADQUARTERS

TASK: Conduct Intelligence Functions for Deployment (BDE) (34-6-2032)
 (FM 101-5) (FM 34-1) (FM 34-10)
 (FM 34-130) (FM 34-25) (FM 34-3)
 (FM 71-100)

ITERATION: 1 2 3 4 5 M (Circle)

COMMANDER/LEADER ASSESSMENT: T P U (Circle)

CONDITIONS: The brigade S2 has received a deployment operations order/plan. The commander has issued his deployment guidance to the Brigade staff. The division operations order/plan and standing operating procedures are available. The Brigade continuously receives messages from the appropriate headquarters and subordinate units. Some iterations of this task should be performed in MOPP4.

TASK STANDARDS: Intelligence preparation of the battlefield was conducted, gaps in the intelligence data base were identified, priority intelligence requirements and information requirements were recommended, and the intelligence estimate was produced to support deployment.

TASK STEPS AND PERFORMANCE MEASURES	GO	NO-GO
<ul style="list-style-type: none"> * 1. Analyze the area of operations. * 2. Coordinate with division/corps G2 to obtain required information. * 3. NCOIC identifies organic personnel and system shortfalls and requests support/augmentation. 4. Analysis and control team collects intelligence products. <ul style="list-style-type: none"> a. Collects imagery. b. Collects area studies (terrain and weather). c. Creates or updates intelligence database. 5. Provide classified documents and map services. 6. Conduct intelligence preparation of the battlefield (Task 34-6-2003). 7. Identify gaps in intelligence database. 8. Prepare intelligence estimate and annex and develop threat models prior to deployment (Task 34-6-2004). * 9. Recommend priority intelligence requirements and intelligence requirements to support the concept of operation (Task 34-6-2005). 10. Provide intelligence briefings on theater of operations. 11. Implement security measures as required. <ul style="list-style-type: none"> a. Perform personnel security functions (Task 34-5-C502). b. Implement information security procedures (Task 34-5-C501). c. Implement physical security procedures. d. Implement commander's operations security Program. e. Implement electronic security procedures (Task 34-5-C503). f. Implement signal security/communications security procedures (Task 34-5-C504). 		

TASK PERFORMANCE / EVALUATION SUMMARY BLOCK							
ITERATION	1	2	3	4	5	M	TOTAL
TOTAL TASK STEPS EVALUATED							
TOTAL TASK STEPS "GO"							
TRAINING STATUS "GO"/"NO-GO"							

"*" indicates a leader task step.

SUPPORTING INDIVIDUAL TASKS

Task Number	Task Title	References
01-9001.19-0002	Take Charge of a Company, Staff Section, or Equivalent Sized Organization	STP 21-II-MQS
01-9007.01-0130	Write to Persuade a Decision Maker to Choose a Course of Action	STP 21-I-MQS STP 21-II-MQS
01-9007.01-0250	Brief to Inform, Persuade, or Direct	STP 21-I-MQS STP 21-II-MQS
01-9017.02-0002	Conduct a Battle Analysis	STP 21-I-MQS STP 21-II-MQS
03-9001.10-0004	Apply the Ethical Decision-Making Process as a Commander or Staff Officer	STP 21-II-MQS
03-9001.12-0003	Communicate Effectively as a Commander or Staff Officer	STP 21-I-MQS STP 21-II-MQS
03-9001.13-0001	Solve Problems Using the Military Problem Solving Process	STP 21-I-MQS STP 21-II-MQS
03-9003.02-0001	Manage Accident Risk in Unit Operations	STP 21-I-MQS STP 21-II-MQS STP 21-I-MQS

SUPPORTING COLLECTIVE TASKS: NONE

OPFOR TASKS AND STANDARDS

TASK: Conduct Aerial Reconnaissance (34-OPFOR-1007)

CONDITION: OPFOR HQ requires intelligence on the location and identification of enemy elements. Aircraft is dispatched to take photographs and conduct a visual inspection of enemy area.

STANDARD: Located and photographed enemy positions in assigned sectors, to include: support and storage bases and command and control facilities. Visual checks were conducted when possible. The enemy was not engaged. Priority Intelligence Requests and other Information Requirements were reported to OPFOR HQ.

TASK: Disrupt Enemy Movement and Operations Using Tactical Nuclear Weapons (34-OPFOR-1002)

CONDITION: Orders have been received to use tactical nuclear weapons in the enemy's rear. Key locations have been identified.

STANDARD: Tactical nuclear missiles were delivered on target. Movement of equipment and supplies was disrupted or delayed to forward areas. Enemy equipment and supplies were destroyed. A high rate of nuclear casualties was inflicted among enemy troops.

ELEMENTS: SVC PLT HQ
 COMPANY HEADQUARTERS
 COLL & JAM PLT HQ
 OPS SPT PLT HQ
 ACE HEADQUARTERS
 COMPANY

TASK: Conduct a Convoy (55-2-C324.34-0001)
 (FM 55-30) (FM 9-16)

ITERATION: 1 2 3 4 5 M (Circle)
COMMANDER/LEADER ASSESSMENT: T P U (Circle)

CONDITIONS: An operation order requires the element to move and conduct operations at a new location. The operations order provides the new location. Threat mounted forces up to company size have been operating in the area through which the route passes. The company standing operating procedures with movement readiness levels and the current load plans are available. The convoy is performed during daylight and darkness, including blackout conditions. Radio and visual signals will be used for convoy control. Column may conduct halts. Some iterations of this task should be performed in MOPP4.

TASK STANDARDS: The company conducted the convoy and arrived at its new location by the time specified in the operations order. Time required to conduct the convoy increases when conducting task in MOPP-4.

TASK STEPS AND PERFORMANCE MEASURES	GO	NO-GO
<p>* 1. Company commander conducts a map reconnaissance using all available positional/navigational and terrain analysis capabilities to include space based assets.</p> <ul style="list-style-type: none"> a. Identifies start point. b. Identifies locations of friendly units. c. Identifies potential ambush sites. d. Identifies check points. e. Identifies sites for scheduled halts. f. Identifies release point. <p>2. Reconnaissance party conducts a route reconnaissance using all available positional/navigational and mapping capabilities available.</p> <ul style="list-style-type: none"> a. Wears designated MOPP gear. b. Activates automatic chemical alarm. c. Monitors radiation monitoring devices. d. Verifies map information. e. Lists capacities of bridges and underpasses. f. Lists locations of culverts, ferries, forging areas, steep grades, and possible ambush sites. g. Prepares map overlay. h. Computes travel time. i. Prepares strip map. <p>* 3. Convoy commander coordinates for required support with higher headquarters.</p> <ul style="list-style-type: none"> a. Coordinates for military police. b. Coordinates for medical support. c. Coordinates for fire support. d. Coordinates for engineer support. 		

TASK STEPS AND PERFORMANCE MEASURES	GO	NO-GO
<p>e. Coordinates for maintenance contact team support. f. Coordinates for additional requirements.</p> <p>4. Prepare vehicles and equipment.</p> <ol style="list-style-type: none"> a. Perform preventive maintenance checks and services. b. Correct minor deficiencies. c. Report major deficiencies. d. Harden vehicles using sandbags and/or other authorized materials. e. Cover unit identification markings on vehicles and personnel. f. Cover or remove reflective surfaces. g. Place antennas at lowest height. h. Turn radio volumes and squelches to lowest setting consistent with operational requirements. <p>* 5. Convoy commander organizes convoy.</p> <ol style="list-style-type: none"> a. Assigns cargo vehicle positions. b. Assigns control vehicles without setting a pattern. c. Assigns recovery vehicle(s) position. d. Assigns hardened vehicle(s) near the head of the convoy. e. Assigns passenger locations. f. Assigns air guards. g. Organizes trail party element. h. Provides vehicle position listings to trail party leader. <p>* 6. Convoy commander briefs convoy personnel.</p> <ol style="list-style-type: none"> a. Briefs strip maps to each vehicle driver. b. Briefs convoy chain of command. c. Briefs convoy route. d. Prescribes the rate of march and catch up speed. e. Briefs convoy intervals. f. Identifies scheduled halts. g. Briefs accident and breakdown procedures. h. Briefs immediate action security measures. i. Briefs blackout condition procedures. j. Identifies location of medical support. k. Identifies location of maintenance support. l. Briefs communication procedures. m. Provides location and identification of destination. <p>7. Cross start point.</p> <ol style="list-style-type: none"> a. Cross at specified time. b. Verify the vehicles, which have crossed the start point. c. Forward start point crossing report to the convoy commander when the entire unit has passed the start point. <p>* 8. Convoy commander provides convoy information to higher headquarters.</p> <ol style="list-style-type: none"> a. Reports start point crossing time. b. Reports checkpoint(s) clearance when crossed. c. Reports data that conflicts with maps. d. Employs correct signal operating instructions codes in all transmissions. e. Reports release point crossing time. <p>9. Maintain march discipline.</p> <ol style="list-style-type: none"> a. Maintain designated march speed. b. Maintain proper vehicle interval. c. Cross checkpoints as scheduled. 		

TASK STEPS AND PERFORMANCE MEASURES	GO	NO-GO
<p>d. React correctly to convoy commander's signals. e. Maintain security throughout movement and during halts.</p> <p>10. Conduct scheduled halt(s). a. Stop column at prescribed time. b. Maintain prescribed vehicular interval. c. Move vehicles off road. d. Establish local security. e. Perform preventive maintenance checks and services. f. Inspect vehicle loads. g. Depart at specified times.</p> <p>11. Conduct unscheduled halt(s). a. Alert march column. b. Report stoppage to higher headquarters. c. Maintain prescribed vehicular interval. d. Establish local security. e. Report resumption of march to higher headquarters.</p> <p>12. Move under blackout conditions. a. Provide visual adjustment period. b. Prepare vehicles for blackout conditions. c. Maintain prescribed vehicle distances. d. Wear night vision goggles (specified personnel). e. Wear regular eye protection goggles. f. Employ ground guides during poor visibility periods.</p> <p>13. Trail party recovers disabled vehicles. a. Inspects disabled vehicle. b. Repairs disabled vehicle when possible. c. Tows vehicles. d. Reports vehicle status to convoy commander.</p> <p>14. Move through urban areas. a. Identify weight, height, and width restrictions. b. Employ close column formation. c. Obey traffic control directions. d. Employ direction guides at critical intersections.</p> <p>15. Cross release point. a. Cross at specified time. b. Verify the vehicles, which crossed the release point. c. Forward crossing report to higher headquarters.</p>		

TASK PERFORMANCE / EVALUATION SUMMARY BLOCK							
ITERATION	1	2	3	4	5	M	TOTAL
TOTAL TASK STEPS EVALUATED							
TOTAL TASK STEPS "GO"							
TRAINING STATUS "GO"/"NO-GO"							

"*" indicates a leader task step.

SUPPORTING INDIVIDUAL TASKS

Task Number	Task Title	References
01-7200.75-0100	Conduct Convoy Operations	STP 21-II-MQS STP 21-I-MQS
01-7300.75-0500	Plan Convoy Operations	STP 21-II-MQS STP 21-I-MQS
01-9001.19-0002	Take Charge of a Company, Staff Section, or Equivalent Sized Organization	STP 21-II-MQS
031-503-3008(SL2)	IMPLEMENT MISSION-ORIENTED PROTECTIVE POSTURE	STP 21-I-MQS STP 21-24-SMCT
03-4651.90-0001	Supervise Training and Licensing of Unit Equipment Operators	STP 21-II-MQS
03-4966.90-0010	Supervise Preventive Maintenance Checks and Services	STP 21-I-MQS STP 21-II-MQS
03-4995.90-0010	Direct Vehicle and Equipment Recovery Operations	STP 21-I-MQS STP 21-II-MQS
03-9003.02-0001	Manage Accident Risk in Unit Operations	STP 21-I-MQS STP 21-II-MQS
03-9003.03-0001	Supervise the Management of Accident Risk in Unit Operations	STP 21-I-MQS STP 21-II-MQS
04-5030.00-2013	Implement Mission-Oriented Protective Posture Based on Threat or Direction	STP 21-I-MQS STP 21-II-MQS
071-326-5502(SL2)	Issue a Fragmentary Order	STP 21-I-MQS STP 21-24-SMCT
071-326-5503(SL2)	Issue a Warning Order	STP 21-24-SMCT
071-326-5505(SL2)	Issue an Oral Operation Order	STP 21-24-SMCT
071-326-5805(SL3)	Conduct a Route Reconnaissance Mission	STP 21-24-SMCT
071-329-1030(SL1)	Navigate from One Point on the Ground to Another Point While Mounted	STP 21-1-SMCT
071-710-0006(SL1)	Plan Use of Night Vision Devices	STP 21-1-SMCT
091-CLT-4029(SL2)	Supervise Preventive Maintenance Checks and Services (PMCS)	STP 21-24-SMCT
113-637-2001(SL1)	Communicate via a Tactical Radio	STP 21-1-SMCT
151-357-0001(SL4)	Supervise CSS Functions During Platoon Operations	STP 21-24-SMCT
441-091-3000(SL3)	Supervise the Implementation of Air Defense Measures	STP 21-24-SMCT
551-721-4326(SL4)	PERFORM DUTIES AS CONVOY COMMANDER	STP 21-24-SMCT
551-88M-0001(SL3)	Lead a Convoy Serial/March Unit	STP 21-24-SMCT
551-88M-0005(SL1)	Operate a Vehicle in a Convoy	STP 21-1-SMCT
850-001-2000(SL2)	Employ Accident Prevention Measures and Risk Mgt Process	STP 21-24-SMCT
850-001-3001(SL3)	Control Mission Safety Hazard	STP 21-24-SMCT
850-001-4001(SL4)	Integrate Risk Mgt Into Platoon	STP 21-24-SMCT
04-3303.02-0040	Navigate with a Compass and Map	STP 21-II-MQS STP 21-I-MQS

SUPPORTING COLLECTIVE TASKS: NONE

OPFOR TASKS AND STANDARDS

TASK: Conduct Hasty Ambush (34-OPFOR-1003)

CONDITION: OPFOR element is moving in a concealed area when an enemy element is reported moving along an adjacent route.

STANDARD: The ambush site was prepared before the arrival of enemy element. The enemy force was surprised and casualties were inflicted within the designated kill zone. Delayed enemy march element from reaching its specified destination. Withdrew, on order, within two minutes of ambush initiation. Reported results of mission to headquarters.

TASK: Conduct Deliberate Ambush (34-OPFOR-1004)

CONDITION: OPFOR element is operating along an enemy major supply route. Intelligence has reported an enemy convoy approaching the element. Headquarters has ordered complete destruction of the march element. The march element is approximately fifteen minutes from the ambush point. OPFOR element possesses automatic weapons, anti-armor weapons, and command detonated mines.

STANDARD: Prepared ambush site before arrival of enemy convoy. Surprised enemy forces. Forced enemy march element to halt in kill zone. Killed, wounded, or captured enemy personnel and destroyed all vehicles and equipment. Consolidated and withdrew from the area on order. Results of the mission were reported to headquarters.

TASK: Conduct Sniper Operations (34-OPFOR-1005)

CONDITION: OPFOR element has received a sniper mission from headquarters. Snipers are assigned missions in the enemy rear area along major supply routes and near support sites.

STANDARD: Infiltrated enemy area of operations and set up a well concealed location. Vehicle drivers or personnel on foot were engaged with short bursts of semiautomatic fire. Selected targets were killed or wounded. Prevented position from being discovered and evacuated the area without being detected. Results of the operation were reported to OPFOR headquarters.

TASK: Conduct Air Attacks (34-OPFOR-1006)

CONDITION: OPFOR elements in the rear area have forwarded the coordinates of enemy facilities/elements. OPFOR aircraft have been dispatched to attack enemy installations or convoys.

STANDARD: Support sites, command and control facilities, and/or convoys were located. Attack runs on designated targets were conducted. Enemy equipment, supplies, and vehicles were destroyed and enemy personnel were killed.

TASK: Conduct Aerial Reconnaissance (34-OPFOR-1007)

CONDITION: OPFOR HQ requires intelligence on the location and identification of enemy elements. Aircraft is dispatched to take photographs and conduct a visual inspection of enemy area.

STANDARD: Located and photographed enemy positions in assigned sectors, to include: support and storage bases and command and control facilities. Visual checks were conducted when possible. The enemy was not engaged. Priority Intelligence Requests and other Information Requirements were reported to OPFOR HQ.

TASK: Conduct Electronic Warfare (34-OPFOR-1012)

CONDITION: OPFOR employs collection and direction finding assets (ground and air), to monitor and locate enemy forces.

STANDARD: The positions of enemy command, intelligence, and logistics units were located. The locations of the positions were forwarded to OPFOR headquarters. Jamming signals were used against enemy radio receivers. Enemy radio nets were monitored and all information of intelligence value was reported to OPFOR HQ.

TASK: Disrupt Enemy Movement and Operations Using Tactical Nuclear Weapons (34-OPFOR-1002)

CONDITION: Orders have been received to use tactical nuclear weapons in the enemy's rear. Key locations have been identified.

STANDARD: Tactical nuclear missiles were delivered on target. Movement of equipment and supplies was disrupted or delayed to forward areas. Enemy equipment and supplies were destroyed. A high rate of nuclear casualties was inflicted among enemy troops.

TASK: Attack (34-OPFOR-1010)

CONDITION: Enemy rear area support base has been located. PIR's and other intelligence requirements have been obtained by OPFOR patrols. Element has automatic and anti-armor weapons, and light mortars. Element is approximately the size of two platoons.

STANDARD: An attack plan was developed. An attack was initiated using a scheme of maneuver that exploited enemy flanks, gaps, and weaknesses. Covered and concealed routes were used to approach enemy areas. Employed indirect fire to support attack. Penetrated enemy defenses. Destroyed equipment and supplies, inflicted casualties, isolated the support base, and blocked reinforcements. The enemy unit was forced to displace.

TASK: Conduct Raid (34-OPFOR-1009)

CONDITION: OPFOR element has occupied an objective rally point and has orders to conduct a raid on a rear area base.

STANDARD: Enemy forces were surprised. Assaulted enemy support base and accomplished assigned tasks. Specified equipment and supplies were destroyed. Decisive engagement was avoided. All personnel were withdrawn from the area within the prescribed time. The collected intelligence data satisfied the Priority Intelligence Requirements.

TASK: Maintain Contact (34-OPFOR-1011)

CONDITION: OPFOR element is tactically engaged with enemy base defense forces. Enemy forces are withdrawing under pressure.

STANDARD: The enemy forces were engaged decisively. As the enemy withdrew, the unit or force advanced maintaining contact.

TASK: Disrupt Enemy Movement and Operations Using Persistent and Non-Persistent Chemical Weapons (34-OPFOR-1001)

CONDITION: Conventional artillery weapons or aircraft are available to deliver chemical weapons. Routes and key bases in the rear area have been selected.

STANDARD: Chemical agents were delivered into targeted areas. The movement of enemy supplies and equipment to forward areas was delayed by disrupting command and control systems. Enemy movement was successfully channeled into predesignated ambush areas. Enemy supplies and equipment were contaminated. A high rate of casualties were inflicted on enemy forces.

ELEMENTS: COMPANY HEADQUARTERS
 SVC PLT HQ
 COLL & JAM PLT HQ
 OPS SPT PLT HQ
 COMPANY
 ACE HEADQUARTERS

TASK: Maintain Operations Security (71-3-C232.34-0001)
 (AR 530-1) (AR 380-5) (FM 19-30)
 (FM 20-3) (FM 24-18) (FM 34-60)
 (FM 34-62) (TM 11-5810-256-OP-2) (TM 11-5810-256-OP-5)

ITERATION: 1 2 3 4 5 M (Circle)

COMMANDER/LEADER ASSESSMENT: T P U (Circle)

CONDITIONS: The element is operating where it can be detected by the enemy. The enemy can employ electronic warfare (EW) measures while also utilizing air and ground reconnaissance. The enemy can use the local populace and enemy intelligence agencies. Some iterations of this task should be performed in MOPP4.

TASK STANDARDS: The element prevented the enemy from learning its strength, dispositions, and intentions. The element prevented the enemy from learning any essential elements of friendly information (EEFI). The element prevented the enemy from surprising its main body.

TASK STEPS AND PERFORMANCE MEASURES	GO	NO-GO
<ul style="list-style-type: none"> * 1. Implement operations security (OPSEC) protective measures. <ul style="list-style-type: none"> a. Ensure OPSEC measures are properly implemented. b. Ensure OPSEC is integrated in all operations and activities. c. Maintain awareness of all activities that are OPSEC sensitive. * 2. Check or perform information security measures. <ul style="list-style-type: none"> a. Control information on a need-to-know basis. b. Prohibit fraternization with civilians (as applicable). c. Conduct alert, deployment preparation, and loading to minimize detection. d. Ensure maps contain only minimum essential information. e. Inspect and give briefings to ensure personnel do not carry details of military activities in personal materials such as letters, diaries, notes, drawings, sketches, or photographs. f. Sanitize all planning areas and positions before departure. 3. Perform camouflage discipline. <ul style="list-style-type: none"> a. Use natural concealment and natural camouflage materials, whenever possible, to prevent ground and air observation. b. Move on covered and concealed routes. c. Cover all reflective surfaces and unit markings with non-reflective material such as cloth, mud, or camouflage stick. d. Cover or remove all vehicle markings. 4. Camouflage individual positions and equipment to prevent detection from 35 meters or greater and camouflage vehicles and crew served weapons to prevent detection from 100 meters or greater. <ul style="list-style-type: none"> a. Ensure foliage is not stripped near positions. b. Camouflage earth berms. c. Ensure that camouflage nets (if used) are hung properly. 		

TASK STEPS AND PERFORMANCE MEASURES	GO	NO-GO
<p>d. Avoid crossing near footpaths, trails, and roads, where possible.</p> <p>e. Erase tracks leading into the positions.</p> <p>f. Make sure vehicles parked in shadows are moved as shadows shift.</p> <p>g. Replace and replenish camouflage as needed.</p> <p>h. Avoid movement in the area to prevent ground and air detection.</p> <p>5. Net control station enforces communications procedures.</p> <p>a. Enforce signal operating instructions (SOI) procedures (challenge, authentication and decode, call signs, and frequencies).</p> <p>b. Enforce approved radio procedures.</p> <p>c. Enforce communications security procedures (short transmissions, lowest power settings possible, directional antennas, avoid transmission patterns, maintain radio silence, as directed).</p> <p>6. Employ communications security.</p> <p>a. Use SOI procedures (challenge, authentication and decode, call signs, and frequencies).</p> <p>b. Use approved radio procedures.</p> <p>c. Use communications security procedures (short transmissions, lowest power setting possible, directional antennas, avoid transmission patterns, maintain radio silence, as directed).</p> <p>d. Employ electronic counter-counter measures (ECCM) procedures for operations during jamming.</p> <p>e. Uses messenger and wire to the maximum extent.</p> <p>f. Uses visual signals IAW the unit's tactical standing operating procedures.</p> <p>7. Employ physical security measures.</p> <p>a. Establish observation posts.</p> <p>b. Use counter reconnaissance patrols.</p> <p>c. Employ stand-to procedures.</p> <p>d. Emplace mines and obstacles.</p> <p>e. Tie in with adjacent units (coordination and fire).</p> <p>f. Use challenge and password.</p> <p>g. Limit access into the element area.</p> <p>h. Safeguard weapons, ammunition, sensitive items, and classified documents.</p> <p>i. Employ air guards.</p> <p>j. Use noise and light discipline.</p> <p>k. Use proper litter discipline.</p>		

TASK PERFORMANCE / EVALUATION SUMMARY BLOCK							
ITERATION	1	2	3	4	5	M	TOTAL
TOTAL TASK STEPS EVALUATED							
TOTAL TASK STEPS "GO"							
TRAINING STATUS "GO"/"NO-GO"							

"**" indicates a leader task step.

SUPPORTING INDIVIDUAL TASKS

Task Number	Task Title	References
052-191-1361(SL1)	CAMOUFLAGE YOURSELF AND YOUR INDIVIDUAL EQUIPMENT	STP 21-1-SMCT

SUPPORTING INDIVIDUAL TASKS

Task Number	Task Title	References
052-191-1362(SL1)	CAMOUFLAGE EQUIPMENT	STP 21-1-SMCT
052-195-3066(SL3)	DIRECT CONSTRUCTION OF NONEXPLOSIVE OBSTACLES	STP 21-24-SMCT
071-331-0815(SL1)	Practice Noise, Light, and Litter Discipline	STP 21-1-SMCT
113-637-2001(SL1)	Communicate via a Tactical Radio	STP 21-1-SMCT
301-371-1050(SL1)	IMPLEMENT OPERATIONS SECURITY (OPSEC) MEASURES	STP 21-1-SMCT
551-721-4326(SL4)	PERFORM DUTIES AS CONVOY COMMANDER	STP 21-24-SMCT
551-88M-0001(SL3)	Lead a Convoy Serial/March Unit	STP 21-24-SMCT

SUPPORTING COLLECTIVE TASKS: NONE**OPFOR TASKS AND STANDARDS**

TASK: Conduct Sniper Operations (34-OPFOR-1005)

CONDITION: OPFOR element has received a sniper mission from headquarters. Snipers are assigned missions in the enemy rear area along major supply routes and near support sites.

STANDARD: Infiltrated enemy area of operations and set up a well concealed location. Vehicle drivers or personnel on foot were engaged with short bursts of semiautomatic fire. Selected targets were killed or wounded. Prevented position from being discovered and evacuated the area without being detected. Results of the operation were reported to OPFOR headquarters.

TASK: Conduct Aerial Reconnaissance (34-OPFOR-1007)

CONDITION: OPFOR HQ requires intelligence on the location and identification of enemy elements. Aircraft is dispatched to take photographs and conduct a visual inspection of enemy area.

STANDARD: Located and photographed enemy positions in assigned sectors, to include: support and storage bases and command and control facilities. Visual checks were conducted when possible. The enemy was not engaged. Priority Intelligence Requests and other Information Requirements were reported to OPFOR HQ.

TASK: Gather Intelligence (34-OPFOR-1008)

CONDITION: OPFOR elements, operating in the rear area, are planning attacks on enemy bases. Information is needed before plans are finalized.

STANDARD: All Priority Intelligence Requests and other intelligence requirements were identified. Passed through any outpost, defensive wire, or warning device undetected. Moved to an observation point that offered cover and concealment and was close enough to gather required information. Gathered data, which answered intelligence requirements. Withdrew from area undetected. All information of value was reported to OPFOR headquarters.

TASK: Conduct Raid (34-OPFOR-1009)

CONDITION: OPFOR element has occupied an objective rally point and has orders to conduct a raid on a rear area base.

STANDARD: Enemy forces were surprised. Assaulted enemy support base and accomplished assigned tasks. Specified equipment and supplies were destroyed. Decisive engagement was avoided. All personnel were withdrawn from the area within the prescribed time. The collected intelligence data satisfied the Priority Intelligence Requirements.

TASK: Conduct Electronic Warfare (34-OPFOR-1012)

CONDITION: OPFOR employs collection and direction finding assets (ground and air), to monitor and locate enemy forces.

STANDARD: The positions of enemy command, intelligence, and logistics units were located. The locations of the positions were forwarded to OPFOR headquarters. Jamming signals were used against enemy radio receivers. Enemy radio nets were monitored and all information of intelligence value was reported to OPFOR HQ.

TASK: Conduct Terrorist and Saboteur Attacks (34-OPFOR-1013)

CONDITION: OPFOR dispatches small team(s) into enemy rear area to disrupt support operations.

STANDARD: Rear support bases and command and control facilities were located. Rear area support operations were delayed and disrupted. Rear area bases were infiltrated to conduct sabotage and terrorist activities. Supplies and equipment were destroyed and casualties were inflicted.

TASK: Conduct Air Attacks (34-OPFOR-1006)

CONDITION: OPFOR elements in the rear area have forwarded the coordinates of enemy facilities/elements. OPFOR aircraft have been dispatched to attack enemy installations or convoys.

STANDARD: Support sites, command and control facilities, and/or convoys were located. Attack runs on designated targets were conducted. Enemy equipment, supplies, and vehicles were destroyed and enemy personnel were killed.

TASK: Disrupt Enemy Movement and Operations Using Persistent and Non-Persistent Chemical Weapons (34-OPFOR-1001)

CONDITION: Conventional artillery weapons or aircraft are available to deliver chemical weapons. Routes and key bases in the rear area have been selected.

STANDARD: Chemical agents were delivered into targeted areas. The movement of enemy supplies and equipment to forward areas was delayed by disrupting command and control systems. Enemy movement was successfully channeled into predesignated ambush areas. Enemy supplies and equipment were contaminated. A high rate of casualties were inflicted on enemy forces.

CHAPTER 6

External Evaluation

6-1. General. Evaluations are conducted to evaluate the unit's ability to perform its missions. This chapter is a guide for preparing evaluations. Using units may modify this evaluation, based on METT-T and other considerations, as deemed appropriate by the commander. Selected T&EOs in Chapter 5 are used for evaluation, which involves the total unit and employs a realistic OPFOR and the use of MILES. At the end of the evaluation, the commander can identify the strengths and weaknesses of his unit. These strengths and weaknesses are the basis for future training and resource allocations.

6-2. Preparing the Evaluation. The commander must standardize evaluation procedures to accurately measure the unit's capabilities.

a. Preparing the Evaluation Instrument. The sample evaluation scenario in Table 6-1 contains the missions as well as the appropriate tasks necessary to develop the scenario and execute the evaluation. Figure 6-1 is a graphic representation of the scenario. Selective tailoring is required because it is not possible to evaluate every task. The following procedures are suggested for developing the evaluation.

COMPANY EVALUATION SCENARIO				
<u>EVENT</u>	<u>ACTION</u>	<u>ESTIMATED TIME ALLOTTED</u>		<u>PROPOSED TIME FRAME</u>
1	Conduct pre-evaluation activities (for example, install, align, and troubleshoot MILES equipment; conduct inspections, draw equipment and ammunition)	Before start time		
2	Occupy Assembly Area	1hr.	Day 1	1700
3	Receive FRAGO	30min.		1730
4	Prepare for Combat Operations	1hr.		1830
5	Reconnaissance Operations Area	1hr.		1930
6	Move Tactically	1hr.		2030
7	Ambush Convoy and Air Operations	1hr.		2130
8	Conduct NBC Operations	1hr.		2230
9	Consolidate and Reorganize - Intermediate AAR	30min.		2300
10	Receive FRAGO	30min.		2330
11	Conduct Air Operations	30min.		2400
12	Conduct Threat Level I and II Activities	6hrs.	Day 2	0600
13	Intermediate AAR	30min.		0630
14	Receive FRAGO	30min.		0700
15	Move Tactically	1hr.		0800
16	Conduct NBC operations	1hr.		0900
17	Conduct Threat Level I and II Activities	3hrs.		1200
*	Administrative Move to AAR Site	1hr.		1300
18	After Action Review	2hrs.		1500
19	ENDEX			1600
*Total time 24 hrs.				
*Movement time between evaluated actions vary and is not completely accounted for.				

Table 6-1. Sample Evaluation Scenario

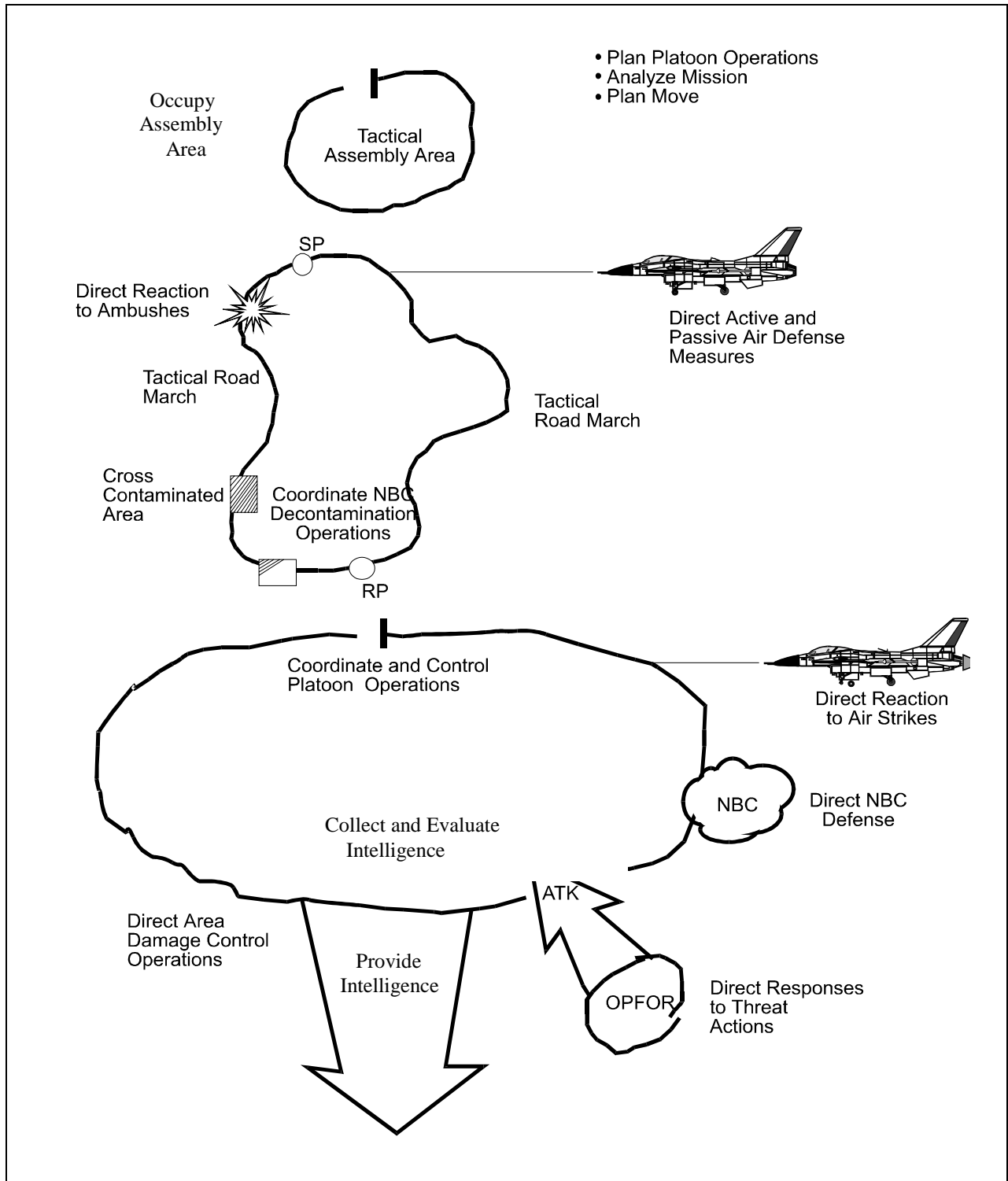


Figure 6-1. Example Graphic Scenario

(1) Identify the missions for evaluating each echelon or element, using Figure 2-1 in Chapter 2. Record the selected missions in the Unit Proficiency Worksheet (UPW), Figure 6-2.

Unit: _____		Date: _____				
No.	Unit Mission/Task	Section/ Squad	Section/ Squad	Section/ Squad	Section/ Squad	Unit Overall Rating & Remarks
		GO	GO	GO	GO	
		NO-GO	NO-GO	NO-GO	NO-GO	
		GO	GO	GO	GO	
		NO-GO	NO-GO	NO-GO	NO-GO	
		GO	GO	GO	GO	
		NO-GO	NO-GO	NO-GO	NO-GO	
		GO	GO	GO	GO	
		NO-GO	NO-GO	NO-GO	NO-GO	
		GO	GO	GO	GO	
		NO-GO	NO-GO	NO-GO	NO-GO	
		GO	GO	GO	GO	
		NO-GO	NO-GO	NO-GO	NO-GO	
		GO	GO	GO	GO	
		NO-GO	NO-GO	NO-GO	NO-GO	
		GO	GO	GO	GO	
		NO-GO	NO-GO	NO-GO	NO-GO	
		GO	GO	GO	GO	
		NO-GO	NO-GO	NO-GO	NO-GO	

*If more space is required for remarks use the back side of this form

Figure 6-2. Example Unit Proficiency Worksheet

(3) Select the tasks for the evaluation of every mission. List the selected tasks on the Task Summary Sheet, which is used for recording the results of the evaluation.

SUPPORT REQUIREMENTS WORKSHEET				
FTX/STX: <u>FTX 34-3-E0008</u> (Conduct Platoon Operations)				
Maneuver Area:				
CLASS I: (Ration Cycle):	<u>A-C-A</u>	# of days: <u>03</u>		
CLASS II (Other Equipment):				
CLASS III (POL):				
CLASS IV (Barrier Materials):				
Training mines	Sandbags	Lumber	Wire	Pickets
CLASS V (Ammunition):				
Caliber .50 blanks	800	MILES EQUIPM ENT:		
7.62mm blanks	600			
3240				
960 Artillery simulators	20	M16 system	72	
Hand grenades	200			
CLASS VII (End items):				
CLASS VIII (Medic):				
CLASS IX (Maintenance):				
Other:				
Evaluators:				
# of evaluators	# of HMMWVs	Communications/ frequencies	Controller guns	
5	5	as needed	5	
Friendly Forces (CS/CSS):				
OPFOR: OPFOR with vehicles, MILES, weapons, and appropriate radio frequencies				

Figure 6-4. Support Requirements

(4) Compile the selected missions and tasks in the order they logically occur in the detailed scenario. Group the selected missions and tasks in parts for continuous operations, Table 6-1, Sample Evaluation Scenario. Parts can be interrupted at logical points to assess MILES casualties and conduct in-process AARs.

b. Forecasting and Requisitioning Resources. Adequate training ammunition, equipment, and supplies must be forecasted and requisitioned. Figure 6-4 is a list of support requirements for this evaluation. It is based on experiences with the scenario in Table 6-1. The evaluating headquarters prepares its own support requirements.

c. Selecting and Preparing the Field Evaluation Site. Required size, type of terrain, OPFOR requirements, and administrative requirements are the basis for site selection. For this evaluation an area of 5 kilometers X 10 kilometers was selected. The OPFOR is positioned according to threat doctrine. The site must provide space for the administrative area required to support the evaluation.

d. Planning Indirect Fire Simulation. Because it greatly influences the outcome of battles, reaction to indirect fire is an important consideration of the evaluation. Indirect fire simulation requires considerable planning to achieve realism.

(1) The fire marker control system outlined in TC 25-6 is a recommended method of simulating indirect fire. Due to the amount of required resources, this method may be difficult to support.

(2) The commander may use the evaluation control headquarters method or the simulation without OPFOR method to evaluate the unit's ability to react to indirect fire. If the evaluation control headquarters method is used, the OPFOR initiates a call for fire to the evaluation control headquarters, which simulates the tactical FDC. The control headquarters would then relay the delivery data to the O/Cs who would mark the impact of the round with artillery simulators and assess appropriate casualties. If an OPFOR is not used, the O/C may ignite artillery simulators and observe the unit's reactions. The FM 25 series provide assessment and computation tables that may be used to determine casualties. Indirect fire simulation must be realistic and limited to what the unit could reasonably expect under combat conditions.

6-3. Selecting the Observer/Controllers

a. O/Cs must know the unit's missions, organization, equipment, and employment. The senior O/C should be at least equal in rank to the unit commander and have successfully performed in that specific or similar command position.

b. The following are minimum rank and experience requirements for O/Cs:

(1) Company O/C is an officer with company command experience.

(2) Platoon or section O/Cs are lieutenants or NCOs with platoon or section experience.

(3) Recorder is an officer or NCO at the evaluation control headquarters who receives „kill“ information or results and time data from the O/Cs.

6-4. Training the Observer/Controllers. O/Cs standardize administration of the evaluation by understanding the following functional areas:

a. Evaluation Design. Each part is designed to evaluate specific missions or tasks within the overall scenario. O/Cs must thoroughly understand the evaluation and correctly implement it.

b. MILES. Each O/C, regardless of position, must have full knowledge of the unit's weapons and vehicles and must also thoroughly understand the MILES system being used. The unit commander is responsible for ensuring that all MILES equipment is functional before each part of the scenario.

c. Evaluation Control System. This system ensures that the evaluation is administered in a consistent and standardized manner and that correct data is collected for the final evaluation. It includes the following elements:

- (1) Rules of engagement.
- (2) O/C duties and responsibilities.
- (3) Communications systems.
- (4) Evaluation data collection plan.

6-5. Recording External Evaluation Information

a. The evaluating headquarters develops the data recording instruments for the O/Cs. The Unit Data Sheet, Figure 6-5, documents demographic information, which may reflect on a unit's performance. The Environmental Data Sheet, Figure 6-6, documents weather information in order to compare missions under differing environmental conditions. The Personnel and Equipment Loss Report, Figure 6-7, documents information that may affect the unit's degree of success during engagements with the OPFOR.

UNIT DATA SHEET						
1. UNIT DESIGNATION:					DATE:	
2. UNIT LEADERS: (CIRCLE MOST CORRECT ANSWER)						
POSITION	RANK	TIME IN UNIT (MONTHS)				
PLATOON LEADER	1LT/2LT	1-3	4-6	7-12	13-18	≥19
PLATOON SERGEANT	SFC/SSG	1-3	4-6	7-12	13-18	≥19
1ST SECTION CHIEF	SSG/SGT	1-3	4-6	7-12	13-18	≥19
2ND SECTION CHIEF	SSG/SGT	1-3	4-6	7-12	13-18	≥19
3RD SECTION CHIEF	SSG/SGT	1-3	4-6	7-12	13-18	≥19
3. UNIT STRENGTH (EXCLUDING LEADERS):						
4. EQUIPMENT SHORTAGES (MAJOR ITEMS):						
5. COMMENTS:						
OBSERVER/CONTROLLER'S SIGNATURE:						

Figure 6-5. Example Platoon Unit Data Sheet

ENVIRONMENTAL DATA SHEET						
EXERCISE NUMBER AND DESCRIPTION:						
DATE/TIME EXERCISE STARTED:						
DATE/TIME EXERCISE ENDED:						
1. WEATHER CONDITIONS: (Circle appropriate description)						
Clear	Partly Cloudy	Cloudy	Hazy	Rain	Snow	Fog
Other:						
Temperature:						
2. GROUND CONDITIONS: (Circle appropriate description)						
Dry	Wet	Ice	Snow			
Other:						
3. LIGHT CONDITIONS: (Circle appropriate description)						
Day		Night				
Moon Phase:		1/4	1/2	3/4	Full	
Average Range of Visibility Due to Light:						
4. TERRAIN: (Circle appropriate description)						
Flat	Rolling	Mountains	Jungle	Desert	Urban	Arctic
Other:						
Top Soil:		Sandy	Rocky	Clay	Other:	
Average Range of Visibility Due to Terrain:						
5. REMARKS:						

Figure 6-6. Example Environmental Data Sheet

b. The senior O/C has the overall responsibility for preparation of the external evaluation. This evaluation is based on his own findings and his subordinate O/C's input. Subordinate O/Cs use the task evaluation criteria (T&EO from Chapter 5 and Task Summary Sheet) to determine overall proficiency in their particular areas. The senior O/C compiles the external evaluation results as prescribed by the evaluating commander. Deviations from the task standard assessed by the battery O/C may be addressed in the senior O/C comments portion of the UPW.

6-6. Selecting and Training the Opposing Forces. The selection and training of the OPFOR is crucial to the success of a standardized evaluation. The OPFOR provide one of the control measures that influences the conditions under which the evaluation is administered. The unit should face an opponent who realistically resembles the threat in strength, weapons, and skill.

a. Selection. Any qualified Skill Level 1 or 2 soldier can serve as a member of the OPFOR. Ideally, the OPFOR should be a small cohesive unit under the control of their leader or commander.

b. Training. The OPFOR must understand the following six major areas:

- (1) Installation and operation of the MILES devices.
- (2) Rules of engagement.
- (3) Threat small unit tactics.
- (4) Training scenarios.
- (5) OPFOR weapons and equipment, if available.
- (6) Safety.

c. Opposing Forces Strength

(1) Offense. Using MILES, the unit should outnumber the OPFOR three to one if an attack is to be successful. If the OPFOR are stronger than this ratio, only the most exceptional unit will be successful. They must be armed with weapons capable of defeating any of the unit's assets. As a general rule, the OPFOR should be strong enough to offer the unit a realistic challenge, but one that the unit can defeat when proper tactics are employed.

(2) Defense. The OPFOR, at a minimum, should have a three-to-one ratio of superiority, because anything less will not have sufficient weapons and ammunition to conduct a successful attack. They must be more than merely a series of targets to be destroyed. The OPFOR should be allowed to plan their own attack for each mission and not be forced into a „canned“ attack that all units quickly defeat.

Once the OPFOR establish their plan, they must use the same plan for all other like units for that event in order to maintain the objectivity and standardization of the evaluation.

6-7. Conducting the Evaluation. Evaluations are divided into three distinct areas. Each area requires a different degree of preparation and coordination.

a. Pre-evaluation

(1) The senior O/C and all other O/Cs must perform reconnaissance of the evaluation area to know the unit's boundaries, disposition of the OPFOR, and the most likely avenues of approach throughout the field evaluation site's area of operation.

(2) The unit must prepare an OPORD and FRAGO to control the exercise. An order is prepared for each mission in the evaluation scenario. These can be prepared by using the skeleton orders contained in the STXs contained in Chapter 4.

(3) Unit preparatory activities include installation and troubleshooting of MILES equipment, loading vehicles, conducting inspections, and performing other logistic and administrative actions, as required.

(4) The OPFOR are placed in position and briefed while the unit is conducting its preparatory activities.

(5) In this evaluation scenario, the unit is issued a movement order to move to an assembly area. When the assembly area has been occupied, the OPORD is issued. The O/Cs should make an equipment functions check after the unit occupies the assembly area and after the unit leaders have issued their instructions.

b. Evaluation

(1) The evaluation team controls the evaluation in two ways. First, it uses measures established in both the movement order and in Paragraphs 3 and 5 in the OPORD and FRAGO. Second, the team controls the evaluation through the team commander (simulated by the senior O/C for this evaluation) on the team net. The team does not control in the traditional sense, instead it accompanies the unit as observers. Only the senior O/C has direct verbal contact with the unit commander. All other O/Cs do not speak to, aid, advise, point out positions, or in any way influence the unit's performance, except for a possible or actual safety issue or emergency. O/Cs are neutral throughout the evaluation.

(2) Once the senior O/C issues the OPORD and movement order, the unit commander executes the events and actions prescribed in the first part of the evaluation scenario within the estimated time. From this point on all successive parts begin with a FRAGO.

(3) The senior O/C terminates a part when the unit has completed all the events and actions in a particular area or has suffered so many casualties or damage that the part cannot be completed. The O/C must record the reasons for the termination in the margin of the O/C's Task Summary Sheet and report his action to the evaluation control headquarters. In the sample evaluation scenario, the completion of each event or action is indicated by „conducting sustainment operations.“ During this period, the senior O/C directs the unit to remain in position while „replacements“ (personnel and equipment designated as killed or destroyed) are sent forward to reconstitute the unit. At this time, O/Cs must perform the following actions:

(a) Inspect all MILES equipment, record „kill“ codes, and reset equipment. Any damage or inoperative MILES equipment is replaced.

(b) Resolve all casualty data to determine the time, place, number, and cause of casualties. This information is reported to the recorder in the evaluation control headquarters.

(c) Debrief the unit to resolve questions. Afterwards, the senior O/C directs the unit to continue its mission after it receives a FRAGO or OPORD for the next part.

(4) These guidelines should be followed by the O/Cs:

(a) Report major „kills“ (vehicles, groups).

(b) Report major weapons fired. Together with reporting major kills, this is the best method for determining direct fire effectiveness. Both significant firings and hits are reported to the evaluation control headquarters.

(c) Enforce rules of engagement.

(d) Observe critical tactical events of time. O/Cs must spot and record any action that might have an effect on later performance or mission outcome.

(e) Record travel routes and unit's location.

(f) Inform OPFOR controllers of the unit's location, direction, and intent. This is necessary to enable OPFOR action to be controlled in accordance with the desired sequence of events.

(g) Enforce safety.

(h) Terminate mission.

c. Post Evaluation. After the evaluation is terminated, the unit moves to an assembly area and performs the following actions:

(1) The unit O/C debriefs subordinate O/Cs and compiles all data (evaluator packets) for the evaluation.

(2) The unit O/C must complete the Task Summary Sheet.

(3) The unit O/C must turn in all completed O/C packets (with the O/C scoring system) to control headquarters for recording and analysis.

(4) The unit O/C must conduct an AAR of the unit's performance.

(5) Each element O/C should conduct an AAR of his element's performance.

6-8. Conducting the After Action Review

a. General. At the completion of each evaluation part, the AAR leader provides feedback to the unit in order to increase and reinforce learning.

b. Feedback. Because all members of the unit participate in an AAR, each member becomes a source of feedback. This provides a richer „database“ for key points. The AAR leader draws information from each member that becomes an important part of the discussion. This information is the basis for discussing alternate courses of action.

c. Preparing the After Action Review. AAR preparation involves five steps:

(1) Review training orders and objectives. Training objectives are the focus of the discussion of the exercise results. The FRAGOs and OPORDs included in the exercise design implement these objectives. The O/C should be familiar with the objectives, FRAGOs, and OPORDs so that he can note orders given by leaders of the evaluated unit and its subordinate elements that either implement these objectives or deviate from them.

(2) Observe the exercise. This is an active process. The emphasis is on noting those actions that make the difference between the unit's success or failure. The O/C does not need to remain close to the unit leader, since more can be seen from high ground near the lead element's location or along the unit's route of march. Because unit orders identify important activities and checkpoints, the O/C must be present when the commander issues the order. The O/C should position himself where he can best observe anticipated critical events. Examples of critical events include:

(a) Conducting a road march.

(b) Crossing a radiologically contaminated area.

(c) Reforming unit supply operations.

(d) Responding to a NBC attack.

(3) Select the site and assemble the participants. After the exercise, select a site for the AAR. If possible, hold the AAR where the majority of action occurred, where most of the critical events took place (normally where the OPFOR was positioned), or where the terrain can be observed. Usually, the OPFOR or unit objectives are suitable for assembling the players and conducting the AAR.

(4) Debrief the O/Cs. While the units are moving to the selected site, the O/Cs should be debriefed. The senior O/C must have a complete understanding of what happened in the exercise. The fourth step in AAR preparation is to obtain a detailed description of the exercise's events in the order in which they occurred.

(5) Review the events. After the senior O/C has a sound understanding of what happened during the exercise, he reviews the events that are ranked in terms of their relevance to the training objectives and their contributions to the exercise outcome. He selects as many events as can be covered in detail during the time allowed for the AAR and places them in chronological order.

d. Conducting the After Action Review. Conducting the AAR requires five steps:

(1) Organize the participants. When the O/C and AAR leader assembles the participants, he groups them according to their organization in the exercise. Each subordinate element's O/C is the element for which he is responsible.

(2) State the training objectives. The AAR leader makes a brief statement of the training objectives for the exercise. These are described as specifically as possible. He states any additional teaching points that he intends to cover during the AAR. These should be limited to three or four key points in order to keep the AAR focused and prevent it from becoming excessively long.

(3) Lead the discussion. The AAR leader guides the discussion of the events in their order of occurrence. Diagrams help players visualize the exercise development. The AAR leader starts by sketching the main terrain features and, as the AAR proceeds, have the participants draw routes of advance, objectives, and locations of engagements. Each event is discussed in detail to make teaching points about the unit's performance during the event. In an effective AAR, the AAR leader should--

(a) Avoid giving a critique or lecture.

(b) Guide the discussion by asking leading questions.

(c) Suggest the players describe what occurred in their own terms.

(d) Suggest the players discuss not only what happened, but how it happened, and how it could be done better.

(e) Focus the discussion to ensure that important tactical lessons are made explicit.

(f) Relate events to subsequent results.

(g) Avoid detailed examination of events not directly related to major training objectives.

(h) Encourage the participants to use diagrams to illustrate teaching points and to show route, phase lines, and objectives.

(i) Prohibit players from offering self-serving excuses for inappropriate tactical actions.

(4) Review the sequence of the events associated with the hazards of the risk assessment made prior to the exercise. Ask the following questions:

(a) Were effective controls put in place to avoid accidents?

(b) Was training realism reduced through artificial control measures?

(c) Were all participants aware of hazards down to the lowest level?

(d) Did any hazard present itself that was not identified, and what was done to overcome it?

(e) Were there incidents of fratricide or near fratricide, and how can they be avoided in the future?

(5) Summarize key points. The AAR leader briefly summarizes teaching points in terms of training objectives covered in the AAR. After the summary, he can have a private conversation with the unit commander regarding his strengths and weaknesses, and what he can do to improve his performance and that of his unit. A good AAR leader--

(a) Maintains order and discipline.

(b) Reviews the training objectives.

(c) Addresses important events as they occurred and how the unit could have done them better. During the discussion, the leader avoids a detailed examination of events not directly related to the training objective.

(d) Traces the chain of events so all participants understand the results of mistakes. One mistake is often the partial cause of another.

(e) Clearly relates tactical events to teaching points.

(f) Involves participants in the discussion.

(g) Clearly and concisely gives summary and new training objectives.

(h) Reinforces points by using sketches, diagrams, or terrain models in the AAR.

e. Reference Materials. Reference materials for conducting an AAR are TC 25-6, TC 25-20, and FM 25-101

APPENDIX A - COMBINED ARMS TRAINING STRATEGY

1. Unit Training Strategies. This appendix explains the strategy organization and how to use it. The unit training portion of the Combined Arms Training Strategy (CATS) is a series of separately generated training strategies. CATS are designed to be descriptive, not prescriptive training strategies for commanders. These strategies describe the events, frequencies, and prerequisite gates recommended to train to standard. As part of the unit training strategy development process, TRADOC established a standard format to depict unit training strategies. The unit training strategy is a descriptive strategy for training and sustaining soldier and collective task proficiency. The tasks to be trained are based on the unit's METL and commander's assessment. Unit CATS can be found on the Internet at <http://usaic.hua.army.mil/112web/aics/aics%20web/mission4.htm>.

2. Using the Combined Arms Training Strategy Matrices. Generally, the leader using the matrices for planning will have a METL (or other list of critical tasks in which his unit must be proficient) and will be looking for guidance about appropriate training methods. The key to using CATS for unit training management is understanding the strategy and its various components. The strategy is organized by functional area and echelon to be trained. It has eight interactive components, expressed as columns in a matrix format. An example matrix for one mission/task is at Table A-1.

- **Task:** This is the CATS task selection for the element to train in support of the battlefield mission listed above the Table.
- **Supporting Tasks:** This is a list of those MTP collective T&EOs that the element must attain and sustain proficiency in to support the CATS task selection and mission.
- **Frequency:** This indicates the interval and number of times a year that this CATS task selection should be trained in order to attain and sustain T1 combat readiness.
- **Types of Events:** This suggests a training event or events (from Classroom training to an Exeval FTX) that the unit can use to train the task.
- **Training Audience:** This indicates the unit elements and/or individuals that this CATS task selection is designed for.
- **Means (Event) (TADSS):** This entry further describes this training event by selecting from the Types of Events that this CATS Task Selection is designed for.
- **Title:** This is the title of the training event, as it might be depicted in a unit training schedule), for the CATS task selection.

- **Estimated Duration:** This depicts the suggested duration of the training event in hours (in this case Sergeant's Time training).
- **Replication of Conditions (A-D):** This entry shows a means quality rating, related to the cost and realism of the event/medium. When choosing events and media, you will have to balance the resource costs of different training media against the needs for realism and repetition. Generally, as your unit becomes more proficient, realism should increase.
 - An "A" level means is identified as a CTC deployment and training activity.
 - A "B" level means is described as a well assigned home station training exercise.
 - A "C" level means is described as a partial task training exercise.
 - A "D" level means is described as a subtask training exercise.
- **Multi-echelon Training:** This is the simultaneous conduct of different exercises by the unit, or the training of different tasks by elements of the unit. Multi-echelon training occurs whenever collective training is conducted (FM 25-100). Units should structure events to allow the integration of required task training and proficiency (through gate tasks) by each element of the audience and, to permit vertical linkage of unit training strategies.
- **Critical Training Gates:** These gates facilitate efficient use of training time and other resources during scheduled events. They provide those tasks critical to effective and safe training.
- **Resources:** This identifies to the training and resource manager the Class III, VI, and VII resources expended as a cost of the training event.
- **Comments:** The purpose of this section of CATS is to provide descriptive guidance on the purpose of the task selection, the expected outcome of the training event, and execution guidance.
 - **Purpose Statement:** A description of the rationale for including the event in the overall training strategy for the task. It also provides the basis for describing the event's training objectives.
 - **Outcome Statement:** A description of the event in terms of proficiencies that the unit should achieve by training in the event. The outcome is described by the endstate proficiency in tasks trained.

- **Execution Guidance:** A description of information and coordinating instructions related to training the task (task selection) in the event.

MOVE

<p>Task: Conduct Tactical Movement (34-TS-2004)</p> <p>Supporting Task(s):</p> <ul style="list-style-type: none"> 07-3-C211.34-0001 MOVE TACTICALLY 07-3-C227.34-0001 PERFORM A TACTICAL ROAD MARCH 07-3-C228.34-0001 OCCUPY ASSEMBLY AREA 07-3-C229.34-0001 PERFORM PASSAGE OF LINES 55-2-C324.34-0001 CONDUCT A CONVOY <p>Frequency: Monthly (12)</p> <p>Types of Events: SGT Time, STX</p>	<p>Supported Mission(s):</p> <p>MOVE</p>
---	---

Training Audience: COMPANY, COMPANY HEADQUARTERS, ANAL & TECH CNTL SEC, INTEL & SURVL PLT HQ, CI TEAM, INTERR TEAM, REMBASS TEAM, GSR SQUAD, CGS TEAM

Means (Event) (TADSS): 2 - Company SGT Time

Title: SGT Time for Conduct Tactical Movement (34357A100)

Estimated Duration: 4 Hours

Replication of Conditions (A-D): C - Gate quality for task or echelon

Multi-echelon Training:

Critical Training Gates:

Resources:

Comments: (Includes purpose of event; outcome supported; execution guidance about execution of the event; constraints posed by TADSS/et al)

PURPOSE: Train all team, section, or platoon personnel to a basic level of proficiency in common tactical movement and assembly area tasks.

OUTCOME: All team, section, or platoon personnel can perform common tactical movement and assembly area tasks.

EXECUTION GUIDANCE: Sergeant's Time is used by NCO leaders, as required, for initial training, refresher training, and/or sustainment training to gain and maintain proficiency in tactical movement and assembly area tasks the leader singles out for concentrated attention. Typically, Sergeant's Time training is conducted at the team, section, or platoon level, 4 hours weekly, on a variety of METL, common, and MOS specific tasks. The NCO identifies specific tasks to be trained, participating personnel, and frequency of training based on personnel turnover and a training assessment. Relevant Army doctrinal and training publications and the unit TSOP provide detailed information on the tasks, conditions, and standards used in organizing this training. Whenever possible, Sergeant's Time should be "hands on" performance-oriented exercises employing the systems, equipment, and communications necessary to accomplish the assigned tasks. NCOs should tailor conditions to the appropriate level of training, adding progressively more difficult conditions to increase the challenge as proficiency increases. The three stages of training (initial training, refresher training and sustainment training) can occur separately or in combination, with soldiers and units progressing to sustainment training as soon as standards are met.

Table A-1. Example CATS Task Matrix

APPENDIX B - BATTLEFIELD OPERATING SYSTEMS

A commander uses the BOS to organize battle tasks. The seven BOS are the major functions, which occur on the battlefield. The BOS must be synchronized to ensure total combat power is coordinated and directed toward accomplishing the wartime mission. They can be used to identify operational deficiencies and to focus attention on training. All BOS are not equal in all operations, nor do they apply for all tasks. BOS are listed in the following sequence as they would appear in a five-paragraph field order:

1. Intelligence. Knowledge of the enemy, weather, and geographical features required by a commander in planning and conducting combat operations. It is derived from an analysis of information on the enemy's capabilities, intentions, vulnerabilities, and the environment.

a. Collect information. To obtain information in any manner.

b. Process Information. To convert information into intelligence through collation, evaluation, analysis, integration, and interpretation.

c. Prepare Intelligence Reports. To develop and produce standard reports and Intelligence Preparation of the Battlefield products for the commander's use to report intelligence or information; to task intelligence assets; or to receive information, intelligence orders, or instructions.

2. Maneuver. The employment of forces on the battlefield through movement and direct fire in combination with fire support or fire potential, to achieve a position of advantage, in order to accomplish the mission. This includes direct fire systems (e.g., small arms, tank guns, and attack helicopter fires).

a. Move. To position or reposition forces (units and equipment) relative to the enemy to secure or retain positional advantage making full use of terrain and formation. It is the dynamic element of combat--the means of concentrating forces at the critical point to achieve the surprise, psychological shock, physical momentum, and moral dominance, which enables smaller forces to defeat larger ones. Units supporting combat maneuver units are included since they are expected to go wherever the combat units go. NOTE: Movement of cargo, equipment, and personnel is covered under the Combat Service Support BOS.

b. Engage Enemy. To enter into conflict or combat on the ground with the enemy using direct fire or close combat. NOTE: Air targets are covered in the Air Defense BOS.

c. Control Terrain. To dominate an area to prevent enemy occupation of the position through fire, fire potential, or occupation of the terrain.

3. Fire Support. The collection and coordinated use of target acquisition data, indirect fire weapons, armed aircraft (less attack helicopters), and other lethal and nonlethal means against ground targets in support of maneuver force operations. It includes artillery, mortar, and other non line-of-sight fires, naval gunfire, Combat Aviation Squadron, and electronic countermeasures.

a. Process Ground Targets. To select targets and match the appropriate response to them, taking account of operational requirements and capabilities.

b. Engage Ground Targets. To enter into conflict with the enemy using fire support systems.

c. Integrate Fire Support.

4. Mobility, Counter-mobility, and Survivability. The capability of the force that permits freedom of movement, relative to the enemy, while retaining the ability to fulfill its primary mission. It also includes those measures the force takes to remain viable and functional by seeking protection from the effects of enemy weapon systems and natural occurrences.

a. Provide Mobility. To provide freedom of movement for personnel and equipment on the battlefield without delays due to terrain or obstacles.

b. Provide Counter-mobility. To delay, channel, or stop offensive movement by the enemy in order to destroy his forces directly or indirectly by enhancing the effectiveness of friendly indirect and direct weapon systems.

c. Enhance Survivability. To protect personnel, equipment, and supplies from enemy systems and natural occurrences while simultaneously deceiving the enemy.

5. Air Defense. All measures designed to nullify or reduce the effectiveness of attack by hostile aircraft or missiles after they are airborne.

a. Processing Air Targets. To select targets and match the appropriate response to them, taking into account operational requirements and capabilities.

b. Attack Enemy Air Targets. To intercept, engage, destroy, or neutralize enemy aircraft and missiles in flight.

c. Deny Airspace. To prevent enemy use of airspace through fire potential or other means without direct attack of air targets (e.g., deliberate smoke, barrage balloons).

d. Integrate Air Defense Fire.

6. Combat Service Support. The support and assistance provided to sustain forces, primarily in the field of logistics, personnel services, and health services.

- a. Arm. To provide munitions to weapons systems. This encompasses all types of ammunition to include mines and demolition munitions.
- b. Fuel. To provide fuel and petroleum products (petroleum, oils, and lubricants) to weapons systems and other equipment.
- c. Fix. To preserve the availability of weapons systems and equipment. It includes the provision of repair parts and end items at the right place and time, and all actions taken before, during, and after the battle to keep equipment operational.
- d. Man The Force. To provide all support to the individual soldier as well as provide healthy, fit soldiers to units.
- e. Distribute. To provide the various classes of supply to military units by employing transportation and supply services.
- f. Provide Sustainment Engineering. To repair and construct facilities and lines of communications.
- g. Provide MP Support. To provide Enemy Prisoner of War collection, evacuation, internment; and to enforce military law and order.

7. Command and Control (C2). The exercise of authority and direction by a properly designated commander over an assigned force in the accomplishment of the mission. Leaders perform C2 functions through an arrangement of personnel, facilities, and procedures employed by a commander in planning, directing, coordinating, and controlling forces and operations in the accomplishment of the mission.

- a. Acquire and Communicate Information and Maintain Status. To gain possession of information on the mission, enemy forces, friendly troops, terrain, and weather, by or for the commander or his staff, to translate that information into usable form and to retain and disseminate it.
- b. Assess Situation. To continuously evaluate information received through reports or the personal observations of the leader or commander to decide whether different actions are required from those that would result from the most recent orders issued.
- c. Determine Actions. To conduct the continuous process of making estimates and decisions for assigned or projected tasks. This function involves a detailed and systematic examination of all aspects of contemplated operations including deciding to alter planned or ongoing actions. This function also includes the formulation of the commander's concept and intent.
- d. Direct and Lead Subordinate Forces. To provide direction to subordinate forces so they understand and contribute effectively and efficiently to the attainment of the

commander's concept and intent. This function includes the preparation and completion of orders.

e. Employ Tactical Command, Control, and Communication Countermeasures (C3CM).

GLOSSARY**Section I**
Abbreviations

ACU	Antenna Control Unit
Alt	Altitude; Alternate
Anal	Analysis
ASAS	All-Source Analysis System
ASAS-AS	All-Source Analysis System - All Source
ASAS-RWS	All-Source analysis System - Remote Workstation
ASAS-SS	All-Source Analysis System - Single Source
ASCDB	All-Source Communications Database
ASE	All-Source Element
AST	All-Source Terminal
BFA	Battlefield Functional Area; Battlefield Forward Area
BII	Basic Issue Items
C&A	Collection and Availabilities
C&J	Collection and Jamming
CAMPS	Compartmented ASAS Message Processing System
CC	Chemical Corps; Communication Central
CCS	Communications Control Set
CED	Captured Enemy Documents
CGS	Common Ground Station
CHATS	Counterintelligence/Human Intelligence Automated Tool Set
CI	Counterintelligence; Combat Intelligence; Chili
CM	Collection Management; Centimeter
Coll	Collection
Commo	Communications
CON	Confidential

C-RISTA	Counter-Reconnaissance, Intelligence, Surveillance, and Target Acquisition
CSL	Carrier Signal Level
CTRL	Control
CTT	Common Task Test; Common Task Training; Commander's Tactical Terminal
CTT H/R	Commander's Tactical Terminal Hybrid/Receive Only
DA Form	Department of the Army Form
DA Pam	Department of the Army Pamphlet
DAG	Division Artillery Group; Data Authentication Group
DB	Decibel; Database
DCPR	Destination Common Point of Reference
DISSEM	Dissemination
Doc	Document
DS2	Decontaminating Solution #2
DSVT	Digital Subscriber Voice Terminal
DTSS	Data Transmission Subsystem; Digital Topographic Support System
DZST	Drop Zone Survey Team
e.g.	For example
ECCM	Electronic Counter-Countermeasures
EDC	External Database Coordination
ELEM	Element
ENSIT	Enemy Situation
EOB	Electronic Order of Battle
FC	Functional Course
FLT	Front Line Trace; Flight
FST	Field Sanitation Team
GRREG	Graves Registration
GTA	Graphic Training Aid

HCU	High Capacity Unit
i.e.	That is
IAW	In Accordance With
ICOM	Internal COMSEC
ICPR	Initial Common Point of Reference
IEDK	Individual Equipment Decontamination Kit
IMETS	Integrated Meteorological System
Intel	Intelligence
IP	Infrared-Passive sensor; Internet Protocol
IREMBASS	Improved Remotely Monitored Battlefield Sensor System
ITO	Invitational Travel Orders; Installation Transportation Officer
LAN	Local Area Network
LGSM	Light Ground Station Module
LLVI	Low-Level Voice Intercept
LOB	Line of Bearing
LRU	Line Replaceable Unit
LTIOV	Latest Time Information is of Value
Man	Manual
MAP	Mobile Antenna Platform
MCOO	Modified Combined Obstacle Overlay
MCS	Maneuver Control System; Master Control Station; Master Control Set
MGT	Management
MITT	Mobile Integrated Tactical Terminal
MOS	Military Occupational Specialty
MQS	Military Qualification Standards
MRA	Message Release Authority
MSE	Multiple Subscriber Equipment; Mission Support Element
MWR	Morale, Welfare, and Recreation

NA	Not Applicable
NOMIN	Nomination; Nomenclature
NRI	Net Radio Interface
NSN	Nonstandard Number; National Stock Number
OB	Order of Battle
OIC	Officer in Charge
OPFOR	Opposing Force
Ops	Operations
PC	Personal Computer; Politically Correct
PDDE	Power-Driven Decontamination Equipment
PEP	Power Entry Panel
PHS	Primary Heavy Shelter
PLAD	Plain Language Address Database
PLL	Prescribed Load List
Pos/Nav	Positional/Navigational
Proc	Processing; Procedure
PSG	Platoon Sergeant
QUICKFIX	Airborne high frequency/very high frequency intercept direction finding and jamming system.
RADINT	Radar Intelligence
RATT	Radio teletype
RDF	Radio Direction Finding
REMBASS	Remotely Monitored Battlefield Sensor System
RF	Reserve Forces; Radio Frequency
RII	Request for Intelligence Information
RTD	Returned
RWS	Remote Workstation
S1	Adjutant (U.S. Army)
S2	Battalion Intelligence Officer

S3	Battalion Operations Officer
S4	Battalion Supply Officer
SCDL	Surveillance and Control Datalink
SCIF	Sensitive Compartmented Information Facility
Sec	Section; Second
SEM	Spare Equipment Maintenance
SINGARS	Single-Channel Ground and Airborne Radio System
SIR	Specific Information Requirement
SM	Soldier's Manual; Service Member
SMCT	Soldier's Manual of Common Tasks
SMS	Sensor Monitoring Set
SPIRIT	Special Purpose Integrated Remote Intelligence Terminal
SPOE	Seaport of Embarkation
SQD	Squad
SQL	Structured Query Language
SS	Single Source; Sense Switch
SSI	Special Skill Identifier; Signal Supplemental Instructions
SSO	Special Security Office
SST	Single Source Terminal
STB	Sub Tropical Bleach
STP	Soldier Training Publication
Surv	Surveillance
SWO	Staff Weather Officer
SYSAD	System Administrator
T&A	Transcription and Analysis
TACFIRE	Tactical Fire
TACREP	Tactical Report
TACSOP	Tactical Standing Operating Procedures

TB	Technical Bulletin; TRAILBLAZER
TC	Technical Coordinator; Training Circular
TEC	Training Extension Course
Tech	Technical
TECHDOC	Technical Document
TG	Trainer's Guide; Training Guidance
TGTDEV	Target Development
TIR	Tactical Interrogation Report
TPL	Time Phase Line
TSEC	Telecommunications Security; Transmission Security (label)
TSOP	Tactical Standing Operating Procedures
TSS	Target Selection Standards; Test Support System
UCMJ	Uniform Code of Military Justice
UPS	Uninterrupted Power Source
USMTF	United States Message Text Format
WOD	Word of the Day
XO	Executive Officer

Section II

Terms

"T P U"

Trained, Practice needed, Untrained

Cue

A word, situation, or other signal for action. An initiating cue is a signal to begin performing a task or task performance step. An internal cue is a signal to go from one element of a task to another. A terminating cue indicates task completion.

GO/NO-GO

This is a pass-fail criterion of evaluation whereby the soldier cannot be "partially correct." The soldier either meets the standard or does not meet the standard.

REFERENCES

Required Publications

Required publications are sources that users must read in order to understand or to comply with this publication.

Army Regulations

AR 30-21(FM 10-60)	THE ARMY FIELD FEEDING SYSTEM 24 September 1990
AR 95-2	AIR TRAFFIC CONTROL, AIRSPACE, AIRFIELDS, FLIGHT ACTIVITIES, AND NAVIGATIONAL AIDS 10 August 1990
AR 350-41	TRAINING IN UNITS 19 March 1993
AR 380-19	INFORMATION SYSTEMS SECURITY 27 February 1998
AR 380-67	THE DEPARTMENT OF THE ARMY PERSONNEL SECURITY PROGRAM 9 September 1988
AR 381-10	U.S. ARMY INTELLIGENCE ACTIVITIES 1 July 1984
AR 600-8-1	ARMY CASUALTY OPERATIONS/ ASSISTANCE/ INSURANCE 20 October 1994
AR 611-6	ARMY LINGUIST MANAGEMENT 16 February 1996
AR 725-50	REQUISITION, RECEIPT, AND ISSUE SYSTEM 15 November 1995
AR 750-1	ARMY MATERIAL MAINTENANCE POLICY AND RETAIL MAINTENANCE OPERATIONS 1 August 1994

Department of Army Forms

DA FORM 2662-R	UNITED STATES ARMY EPW IDENTITY CARD (LRA) May 1982
DA FORM 5976	ENEMY PRISONER OF WAR (EPW) CAPTURE TAG [Rescinded by AR 190-8, October 1997]

Department of Army Pamphlets

DA PAM 360-525	FAMILY ASSISTANCE HANDBOOK FOR MOBILIZATION 1 January 1984 [Rescinded by PAM 25-30, July 1996]
DA PAM 600-63-10	STRESS MANAGEMENT MODULE FOR "FIT TO WIN" PROGRAM 1 September 1987
DA PAM 710-2-1	USING UNIT SUPPLY SYSTEM (MANUAL PROCEDURES) 31 December 1997
DA PAM 710-2-2	SUPPLY SUPPORT ACTIVITY SUPPLY SYSTEM: MANUAL PROCEDURES 30 September 1998
DA PAM 750-1	LEADER'S UNIT LEVEL MAINTENANCE HANDBOOK 15 February 1994

Field Manuals

FM 1 (FM 100-1)	THE ARMY 14 June 2001
FM 3-0 (FM 100-5)	OPERATIONS 14 June 2001
FM 3-4	NBC PROTECTION 29 May 1992
FM 3-5	NBC DECONTAMINATION 28 July 2000
FM 3-19.30 (FM 19-30)	PHYSICAL SECURITY 8 January 2001
FM 3-25.26 (FM 21-26)	MAP READING AND LAND NAVIGATION 20 July 2001
FM 3-100-2 (FM 100-103-1)	(ICAC2) MULTI-SERVICE PROCEDURES FOR INTEGRATED COMBAT AIRSPACE COMMAND AND CONTROL 30 June 00

FM 3-100	NBC OPERATIONS 8 May 1996
FM 4-25.12 (FM 21-10-1)	UNIT FIELD SANITATION TEAM 25 January 2002
FM 4-30.3 (FM 43-5, FM 9-43-1)	UNIT MAINTENANCE OPERATIONS 1 September 2000
FM 5-34	ENGINEER FIELD DATA 30 August 1999
FM 5-100	ENGINEER OPERATIONS 27 February 1996
FM 5-102	COUNTERMOBILITY 14 March 1985
FM 6-20-10	TACTICS, TECHNIQUES, AND PROCEDURES FOR THE TARGETING PROCESS 8 May 1996
FM 7-7	THE MECHANIZED INFANTRY PLATOON AND SQUAD (APC) 15 March 1985
FM 7-8	INFANTRY RIFLE PLATOON AND SQUAD 22 April 1992
FM 7-20	THE INFANTRY BATTALION 6 April 1992
FM 7-92	THE INFANTRY RECONNAISSANCE PLATOON AND SQUAD (AIRBORNE, AIR ASSAULT, LIGHT INFANTRY) 23 December 1992
FM 7-93	LONG-RANGE SURVEILLANCE UNIT OPERATIONS 3 October 1995
FM 10-15	BASIC DOCTRINE MANUAL FOR SUPPLY AND STORAGE 12 December 1990
FM 10-27	GENERAL SUPPLY IN THEATERS OF OPERATIONS 20 April 1993
FM 10-27-4	ORGANIZATIONAL SUPPLY AND SERVICES FOR UNIT LEADERS 14 April 2000
FM 10-60	Superceded by AR 30-21
FM 10-63-1	GRAVES REGISTRATION HANDBOOK [Rescinded by DA PAM 25-30, October 1996]
FM 10-500-7	AIRDROP DERIGGING AND RECOVERY PROCEDURES 20 September 1994
FM 11-32	COMBAT NET RADIO OPERATIONS 15 October 1990
FM 11-41	SIGNAL SUPPORT: ECHELON CORPS AND BELOW (ECB) 18 December 1991
FM 11-50	COMBAT COMMUNICATIONS WITHIN THE DIVISION (HEAVY AND LIGHT) 4 April 1991
FM 11-490-2	ARMY COMMUNICATIONS FACILITIES: TELECOMMUNICATIONS CENTER OPERATING PROCEDURES [Rescinded DA PAM 25-30, October 1998]
FM 17-95 (FM 17-95-10)	CAVALRY OPERATIONS 24 December 1996
FM 17-95-10	Superceded by FM 17-95
FM 17-97	CAVALRY TROOP 3 October 1995
FM 17-98	SCOUT PLATOON 9 September 1994
FM 19-30	Superceded by FM 3-19.30
FM 20-3	CAMOUFLAGE, CONCEALMENT AND DECOYS 30 August 1999
FM 21-10	FIELD HYGIENE AND SANITATION 21 June 2000
FM 21-10-1	Superceded by FM 4-25.12
FM 21-11	FIRST AID FOR SOLDIERS 27 October 1988
FM 21-18	FOOT MARCHES 1 June 1990
FM 21-26	Superceded by FM 3-25.26
FM 22-51 (FM 26-2)	MANAGEMENT OF STRESS IN ARMY OPERATIONS September 1994
FM 23-67	MACHINE GUN, 7.62-MM M60 29 February 1984
FM 24-1	SIGNAL SUPPORT IN THE AIRLAND BATTLE 15 October 1990

FM 24-18	TACTICAL SINGLE-CHANNEL RADIO COMMUNICATIONS TECHNIQUES 30 September 1987
FM 24-19	RADIO OPERATOR'S HANDBOOK 24 May 1991
FM 24-33	COMMUNICATIONS TECHNIQUES: ELECTRONIC COUNTER-COUNTERMEASURES 17 July 1990
FM 24-35	SIGNAL OPERATIONS INSTRUCTIONS "THE SOI" 26 October 1990
FM 24-35-1	SIGNAL SUPPLEMENTAL INSTRUCTIONS 2 October 1990
FM 26-2	Superceded by FM 22-51
FM 34-1	INTELLIGENCE AND ELECTRONIC WARFARE OPERATIONS 27 September 1994
FM 34-2	COLLECTION MANAGEMENT AND SYNCHRONIZATION PLANNING 8 March 1994
FM 34-2-1	TACTICS, TECHNIQUES, AND PROCEDURES FOR RECONNAISSANCE AND SURVEILLANCE AND INTELLIGENCE SUPPORT TO COUNTERRECONNAISSANCE 19 June 1991
FM 34-3	INTELLIGENCE ANALYSIS 15 March 1990
FM 34-7-1	COMMANDER'S HANDBOOK FOR HUMINT COLLECTION IN SASO
FM 34-8	COMBAT COMMANDER'S HANDBOOK ON INTELLIGENCE [Rescinded PAM 25-30, January 2002]
FM 34-10	DIVISION INTELLIGENCE AND ELECTRONIC WARFARE OPERATIONS 25 November 1986
FM 34-10-1	TACTICS, TECHNIQUES, AND PROCEDURES FOR THE REMOTELY MONITORED BATTLEFIELD SENSOR SYSTEM (REMBASS) 18 June 1991
FM 34-10-2	INTELLIGENCE AND ELECTRONIC WARFARE (IEW) EQUIPMENT HANDBOOK 13 July 1993 [Rescinded by DA PAM 25-30, July 1999]
FM 34-13	MILITARY INTELLIGENCE (MI) BATTALION, COMBAT ELECTRONIC WARFARE INTELLIGENCE (CEWI) (DIV) LEADER'S HANDBOOK FOR PLATOONS AND TEAMS 15 April 1983
FM 34-25	CORPS INTELLIGENCE AND ELECTRONIC WARFARE OPERATIONS 30 September 1987
FM 34-25-1	JOINT SURVEILLANCE TARGET ATTACK RADAR SYSTEM (JOINT STARS) 3 October 1995
FM 34-25-1A	(S)JOINT SURVEILLANCE TARGET ATTACK RADAR SYSTEM (JOINT STARS) 3 October 1995
FM 34-25-2	UNMANNED AERIAL VEHICLES (UAVs) (to be published)
FM 34-25-3	ALL-SOURCE ANALYSIS SYSTEM AND THE ANALYSIS AND CONTROL ELEMENT 3 October 1995
FM 34-35	ARMORED CAVALRY REGIMENT AND SEPERATE BRIGADE INTELLIGENCE AND ELECTRONIC WARFARE OPERATIONS 12 December 1990 [Rescinded by DA PAM 25-30, July 1999]
FM 34-40-3	TACTICAL SIGNALS INTELLIGENCE (SIGINT) ANALYSIS OPERATIONS 21 May 1991
FM 34-40-7	Superceded by FM 34-45
FM 34-40-9	DIRECTION FINDING OPERATIONS 29 August 1991
FM 34-45 (FM 34-40-7)	TACTICS, TECHNIQUES AND PROCEDURES FOR ELECTRONIC ATTACK 9 June 2000
FM 34-52	INTELLIGENCE INTERROGATION 28 September 1992
FM 34-54	TECHNICAL INTELLIGENCE 30 January 1998
FM 34-60	COUNTERINTELLIGENCE 3 October 1995

FM 34-80	BRIGADE AND BATTALION INTELLIGENCE AND ELECTRONIC WARFARE OPERATIONS 15 April 1986
FM 34-130	INTELLIGENCE PREPARATION OF THE BATTLEFIELD 8 July 1994
FM 43-5	Superseded by FM 4-30.3
FM 55-10	MOVEMENT CONTROL 9 February 1999
FM 55-30	ARMY MOTOR TRANSPORT UNITS AND OPERATIONS 27 June 1997
FM 100-1	Superseded by FM-1
FM 100-5	Superseded by FM 3-0
FM 100-14	RISK MANAGEMENT 23 April 1998
FM 100-17	MOBILIZATION, DEPLOYMENT, REDEPLOYMENT, DEMOBILIZATION 28 October 1992
FM 100-17-3	RECEPTION, STAGING, ONWARD MOVEMENT, AND INTEGRATION 17 March 1999
FM 100-34	COMMAND AND CONTROL (will be published as FM 6-0)
FM 100-34-1	TACTICS, TECHNIQUES, AND PROCEDURES FOR COMMAND POST OPERATIONS (to be published)
FM 100-103-1	Superseded by FM 3-100-2
FM 101-5	STAFF ORGANIZATION AND OPERATIONS 31 May 1997
FM 101-5-1	OPERATIONAL TERMS AND GRAPHICS 30 September 1997

Graphic Training Aids

GTA 5-2-XX-10	DESTROY EQUIPMENT TO PREVENT ENEMY USE
---------------	--

Other Product Types

ARM PH-32	NBC REFERENCE GUIDE
HANDBOOK REF 97-1	UNIT MOVEMENT OFFICER HANDBOOK
STANAG 2084	HANDLING AND REPORTING OF CAPTURED ENEMY EQUIPMENT AND DOCUMENTS

Soldier Training Publications

STP 7-11B24-SM-TG	SOLDIER'S MANUAL, SKILL LEVELS 1/2/3/4 AND TRAINERS GUIDE, CMF11, INFANTRY
STP 21-1-SMCT	SOLDIER'S MANUAL OF COMMON TASKS (SMCT) SKILL LEVEL 1 1 October 1994
STP 21-24-SMCT	SOLDIER'S MANUAL OF COMMON TASKS (SMCT) SKILL LEVEL 2-4 1 October 1992
STP 34-96R14-SM-TG	SOLDIER'S MANUAL SKILL LEVELS 1/2/3/4 AND TRAINER'S GUIDE, MOS 96R, GROUND SURVEILLANCE SYSTEMS OPERATOR 30 September 1992
STP 34-97E1-SM	SOLDIER'S MANUAL MOS 97E INTERROGATOR SKILL LEVEL 1 27 June 1990
STP 34-97E24-SM-TG	SOLDIER'S MANUAL SKILL LEVELS 2/3/4 AND TRAINER'S GUIDE, MOS 97E, INTERROGATOR 27 June 1990

Supply Bulletins

SUPPLY UPDATE	UNIT SUPPLY UPDATE
SUPPLY UPDATE SB 708-48	UNIT SUPPLY UPDATE SB 708-48
UPDATE 13	UNIT SUPPLY UPDATE
UPDATE 2-14	Superseded by EM 0001, July 2002

Technical Manuals

TM 11-5820-401-10-1
(TM 11-5820-401-12)

OPERATOR'S MANUAL FOR RADIO SETS...AN/VRC-49
15 January 1986

TM 11-5820-401-12
TM 11-5840-298-12

Superseded by TM 11-5820-401-10-1
OPERATOR'S AND ORGANIZATIONAL MAINTENANCE MANUAL FOR
RADAR SETS, AN/PPS-5, AN/PPS-5A, AND AN/PPS-5B 1 June 1967

Training Aids

5660-00-921-5561
REMBASS

CONCERTINA TAPE
REMOTELY MONITORED BATTLEFILED SENSOR SYSTEM

Training Support Packages

TSP 101-Y-0003

SUPERVISE SUPPLY OPERATIONS AT THE COMPANY LEVEL
1 January 1999

TSP 158-M-1385

IMPLEMENT MEASURES TO REDUCE OPERATIONAL STRESS
21 June 1998

Related Publications

Related publications are sources of additional information. They are not required in order to understand this publication.

Army Regulations

AR 40-5

PREVENTIVE MEDICINE 15 October 1990

AR 190-13 (AR 380-20)

THE ARMY PHYSICAL SECURITY PROGRAM 30 September 1993

AR 220-1

UNIT STATUS REPORTING 30 November 2001

AR 380-5

DEPARTMENT OF THE ARMY INFORMATION SECURITY PROGRAM
29 September 2000

AR 380-20

Superseded by AR 190-13

AR 381-20

THE ARMY COUNTERINTELLIGENCE PROGRAM 15 November 1993

AR 385-10

THE ARMY SAFETY PROGRAM 23 May 1988

AR 385-30

SAFETY COLOR CODE MARKINGS AND SIGNS 15 September 1983
[Rescinded DA PAM 25-30, July 1994]

AR 385-40

ACCIDENT REPORTING AND RECORDS 1 November 1994

AR 530-1

OPERATIONS SECURITY (OPSEC) 3 March 1995

AR 700-138

ARMY LOGISTICS READINESS AND SUSTAINABILITY
16 September 1997

AR 710-2

INVENTORY MANAGEMENT SUPPLY POLICY BELOW THE
WHOLESALE LEVEL 31 October 1997

AR 725-50

REQUISITION, RECEIPT, AND ISSUE SYSTEM 15 November 1995

AR 735-5

POLICIES AND PROCEDURES FOR PROPERTY ACCOUNTABILITY
31 January 1998

ARTEP 34-144-30-MTP

Army Training and Evaluation Program

ARTEP 34-113-11	Superseded by ARTEP 34-114-30-MTP, ARTEP 34-117-30-MTP, ARTEP 34-143-30, ARTEP 34-144-30-MTP, ARTEP 34-355-MTP, ARTEP 34-357-30-MTP, ARTEP 34-358-30-MTP, ARTEP 34-387-30-MTP, ARTEP 34-388-30-MTP, ARTEP 34-393-30-MTP, ARTEP 34-396-30-MTP, ARTEP 34-397-30-MTP, ARTEP 34-398-30-MTP, ARTEP 34-399-10-MPT, and ARTEP 34-414-30-MTP
ARTEP 34-114-30-MTP	MISSION TRAINING PLAN FOR THE MILITARY INTELLIGENCE COMPANY (ARMORED CAVALRY REGIMENT) (to be published)
ARTEP 34-117-30-MTP	MISSION TRAINING PLAN FOR THE SURVEILLANCE TROOP OF THE INITIAL BRIGADE COMBAT TEAM (to be published)
ARTEP 34-143-30-MTP	MISSION TRAINING PLAN FOR THE MILITARY INTELLIGENCE COMPANY OF THE INITIAL BRIGADE COMBAT TEAM (to be published)
ARTEP 34-144-30-MTP	MISSION TRAINING PLAN FOR THE MILITARY INTELLIGENCE COMPANY, SEPARATE BRIGADE (to be published)
ARTEP 34-353-30-MTP	MISSION TRAINING PLAN FOR THE MILITARY INTELLIGENCE COMPANY, SEPARATE INFANTRY BRIGADE (ARCTIC) (to be published)
ARTEP 34-355-MTP	MISSION TRAINING PLAN FOR THE MILITARY INTELLIGENCE BATTALION OF THE JOINT CONTINGENCY FORCE (to be published)
ARTEP 34-357-30-MTP	MISSION TRAINING PLAN FOR THE DIRECT SUPPORT MILITARY INTELLIGENCE COMPANY (LIGHT/AIRBORNE/AIR ASSAULT) (to be published)
ARTEP 34-358-30-MTP	MISSION TRAINING PLAN FOR THE GENERAL SUPPORT MILITARY INTELLIGENCE COMPANY (LIGHT/AIRBORNE/AIR ASSAULT) (to be published)
ARTEP 34-387-30-MTP	MISSION TRAINING PLAN FOR THE DIRECT SUPPORT MILITARY INTELLIGENCE COMPANY (DIGITIZED) (to be published).
ARTEP 34-388-30-MTP	MISSION TRAINING PLAN FOR THE GENERAL SUPPORT MILITARY INTELLIGENCE COMPANY (DIGITIZED) (to be published)
ARTEP 34-393-30-MTP	MISSION TRAINING PLAN FOR THE MILITARY INTELLIGENCE COMPANY, SEPARATE BRIGADE (ENHANCED) (to be published)
ARTEP 34-396-30-MTP	MISSION TRAINING PLAN FOR THE HEADQUARTERS AND HEADQUARTERS OPERATIONS COMPANY OF THE MILITARY INTELLIGENCE BATTALION (to be published)
ARTEP 34-397-30-MTP	MISSION TRAINING PLAN FOR THE DIRECT SUPPORT MILITARY INTELLIGENCE COMPANY (HEAVY) (to be published)
ARTEP 34-398-30-MTP	MISSION TRAINING PLAN FOR THE GENERAL SUPPORT MILITARY INTELLIGENCE COMPANY (HEAVY) (to be published)
ARTEP 34-399-10-MTP	MISSION TRAINING PLAN FOR THE REMBASS PLATOON OF THE MILITARY INTELLIGENCE BATTALION (HEAVY) (to be published)
ARTEP 34-414-30-MTP	MISSION TRAINING PLAN FOR THE AERIAL RECONNAISSANCE COMPANY (AERIAL EXPLOITATION CORPS) (to be published)

Department of Army Forms

DA FORM 1155	WITNESS STATEMENT June 1966
DA FORM 1156	CASUALTY FEEDER REPORTS June 1966
DA FORM 1971-2-R	CHEMICAL DATA SHEET MONITORING OR SURVEY September 1986
DA FORM 2028	RECOMMENDED CHANGES TO PUBLICATIONS AND BLANK FORMS 1 February 1974
DA FORM 2064	DOCUMENT REGISTER January 1982
DA FORM 2404	EQUIPMENT INSPECTION AND MAINTENANCE WORKSHEET April 1979
DA FORM 2407	MAINTENANCE REQUEST July 1994
DA FORM 2408-13	AIRCRAFT STATUS INFORMATION RECORD October 1991

DA FORM 2765-1	REQUEST FOR ISSUE/TURNIN April 1976
DA FORM 3161	REQUEST FOR ISSUE/TURNIN December 2000
DA FORM 3318	RECORD OF DEMAND January 1982

Department of Army Pamphlets

DA PAM 738-750	FUNCTIONAL USER'S MANUAL FOR THE ARMY MAINTENANCE MANAGEMENT SYSTEM (TAMMS) 1 August 1994
DA PAM 750-35	GUIDE FOR MOTOR POOL OPERATIONS 1 August 1994

Field Manuals

FM 3-3	CHEMICAL AND BIOLOGICAL CONTAMINATION AVOIDANCE 29 September 1994
FM 3-19	NBC RECONNAISSANCE 19 November 1993
FM 3-19.30 (FM 19-30)	PHYSICAL SECURITY 8 January 2001
FM 3-20.15 (FM 17-15)	TANK PLATOON 1 November 2001
FM 3-50	SMOKE OPERATIONS 4 December 1990
FM 3-50-1	SMOKE UNIT OPERATIONS (to be published)
FM 6-22.5 (FM 22-9)	SOLDIER PERFORMANCE IN CONTINUOUS OPERATIONS 23 June 2000
FM 7-8 (FM 7-70)	INFANTRY RIFLE PLATOON AND SQUAD (HOW TO FIGHT) 22 April 1992
FM 7-10	THE INFANTRY RIFLE COMPANY 14 December 1990
FM 7-70	Superceded by FM 7-8
FM 8-10	HEALTH SERVICE SUPPORT IN A THEATER OF OPERATIONS 1 March 1991
FM 9-16	Superceded by FM 21-16
FM 9-43-2 (FM 20-22)	RECOVERY AND BATTLEFIELD DAMAGE ASSESSMENT AND REPAIR 3 October 1995
FM 9-43-1(FM 43-11)	MAINTENANCE OPERATIONS AND PROCEDURES 21 February 1997
FM 10-23	BASIC DOCTRINE FOR ARMY FIELD FEEDING AND CLASS I OPERATIONS MANAGEMENT 18 April 1996
FM 10-23-1	COMMANDER'S GUIDE TO FOOD SERVICE OPERATIONS 23 October 2001
FM 10-63	HANDLING OF DECEASED PERSONNEL IN THEATERS OF OPERATIONS [Rescinded DA PAM 25-30, April 1997]
FM 10-500-1	AIRDROP SUPPORT OPERATIONS IN A THEATER OF OPERATIONS 19 June 1991
FM 12-6 (FM 12-15)	PERSONNEL DOCTRINE 9 September 1994
FM 12-15	Superceded by FM 12-6
FM 17-15	Superceded by FM 3-20.15
FM 19-30	Superceded by FM 3-19.30
FM 20-22	Superceded by FM 9-43-2
FM 20-400	MILITARY ENVIRONMENTAL PROTECTION 1 January 1998
FM 21-16 (FM 9-16)	UNEXPLODED ORDNANCE PROCEDURES 30 August 1994
FM 21-20	PHYSICAL FITNESS TRAINING 30 September 1992
FM 22-9	Superceded by FM 6-22.5
FM 25-4	HOW TO CONDUCT TRAINING EXERCISES 10 September 1994
FM 25-100	TRAINING THE FORCE 15 November 1988

FM 25-101	BATTLE FOCUSED TRAINING 30 September 1990
FM 34-60 (FM 34-62)	COUNTERINTELLIGENCE 3 October 1995
FM 34-62	Superceded by FM 34-60
FM 43-11	Superceded by FM 9-43-1
FM 44-8	COMBINED ARMS FOR AIR DEFENSE 1 June 1999
FM 44-30	Superceded by FM 44-80
FM 44-80 (FM 44-30)	VISUAL AIRCRAFT RECOGNITION 30 September 1996
FM 55-1	TRANSPORTATION OPERATIONS 3 October 1995
FM 55-9	UNIT AIR MOVEMENT PLANNING 5 April 1993
FM 55-12	Superceded by DOD 4500.9-R, part III
FM 55-30 (FM 55-312)	ARMY MOTOR TRANSPORT UNITS AND OPERATIONS 27 June 1997
FM 55-50	ARMY WATER TRANSPORT OPERATIONS 30 September 1993
FM 55-60	ARMY TERMINAL OPERATIONS 15 April 1996
FM 55-312	Superceded by FM 55-30
FM 57-38	PATHFINDER OPERATIONS 9 April 1993
FM 63-2 (FM 63-2-2)	DIVISION SUPPORT COMMAND, ARMORED, INFANTRY AND MECHANIZED INFANTRY DIVISIONS 20 May 1991
FM 63-2-2	Superceded by FM 63-2
FM 71-1	TANK AND MECHANIZED INFANTRY COMPANY TEAM 26 January 1998
FM 71-100	DIVISION OPERATIONS 28 August 1996
FM 90-8	COUNTERGUERRILLA OPERATIONS 29 August 1986
FM 90-13	RIVER CROSSING OPERATIONS 26 January 1998
FM 100-23	PEACE OPERATIONS 30 December 1994
FM 100-27	U.S. ARMY/U.S. AIR FORCE FOR JOINT AIRBORNE AND TACTICAL AIRLIFT OPERATIONS 31 January 1985 [Rescinded PAM 25-30, July 2001]

Simulators, Simulations

CSTAR	COMBAT SYNTHETIC TRAINING ASSESSMENT RANGE 1 August 1999
-------	--

Soldier Training Publications

STP 3-54B2-SM	SOLDIER'S MANUAL, SKILL LEVEL 2, CHEMICAL OPERATIONS SPECIALIST, MOS 54B 3 October 1995
STP 3-54B2-4-SM-TG-PROP	SOLDIER'S MANUAL, SKILL LEVEL 2, CHEMICAL OPERATIONS SPECIALIST, MOS 54B 1 September 1998
STP 34-33W14-SM-STP	SOLDIER'S MANUAL OF COMMON TASKS SKILL LEVEL 1 1 October 1994
STP 34-96B14-SM-TG	SOLDIER'S MANUAL, SKILL LEVELS 1/2/3/4 AND TRAINER'S GUIDE, MOS 96B, INTELLIGENCE ANALYST
STP 34-97B14-SM-TG	SOLDIER'S MANUAL SKILL LEVELS 1/2/3/4 AND TRAINER'S GUIDE MOS 97B COUNTERINTELLIGENCE ASSISTANT/AGENT 3 December 1991

Technical Manuals

TM 11-5810-256-OP-2	Superceded by TM 11-5810-256-10-2
TM 11-5810-256-10-2	OPERATING PROCEDURES FOR COMMUNICATIONS SECURITY EQUIPMENT TSEC/KY-57 IN WHEEL VEHICLES 11 August 1988

TM 11-5810-256-OP-5	OPERATING PROCEDURES FOR COMMUNICATIONS SECURITY EQUIPMENT TSEC/KY-57 IN RETRANS 12 May 1983
TM 11-5820-867-12	OPERATOR'S AND ORGANIZATIONAL MAINTENANCE MANUAL: SENSOR MONITORING SET AN/GSQ-187 AND ANTENNA GROUP OE-239/GSQ-187 15 December 1987
TM 11-5820-870-12	OPERATOR'S AND ORGANIZATIONAL MAINTENANCE MANUAL: MONITOR, RADIO FREQUENCY, R-2016/GSQ 15 December 1987
TM 11-6350-220-12	OPERATOR'S AND ORGANIZATIONAL MAINTENANCE MANUAL: SENSOR, ANTI-INTRUSION DT-561/GSQ, DT-562/GSQ, AND DT-565/GSQ 15 December 1987
TM 11-6350-288-12	OPERATOR'S AND ORGANIZATIONAL MAINTENANCE MANUAL: PROGRAMMER SET, CODE C-10434/GSQ 15 December 1987

Training Aids

REMBASS	REMOTELY MONITORED BATTLEFILED SENSOR SYSTEM
---------	--

Training Circulars

TC 12-16	PAC NONCOMMISSIONED OFFICER'S GUIDE 27 June 1991 [Rescinded by DA PAM 25-30, July 2001]
TC 25-6	FORCE ON FORCE COLLECTIVE TRAINING USING THE TACTICAL ENGAGEMENT SIMULATION TRAINING SYSTEM 3 October 1995
TC 25-20	A LEADER'S GUIDE TO AFTER ACTION REVIEWS 30 September 1993

Training Support Packages

TSP 051-E-0006	ENFORCE COMPANY COMPLIANCE WITH HOST-NATION, FEDERAL, STATE, AND LOCAL ENVIRONMENTAL LAWS AND REGULATIONS 21 May 1998
TSP 154-R-6667	SUPERVISE THE IMPLEMENTATION OF THE RISK MANAGEMENT PROCESS AT COMPANY LEVEL 20 May 1998

QUESTIONNAIRE

MTP NUMBER _____

DATE _____

MTP TITLE _____

Request your recommendations to improve this training publication. To make it easier to make recommendations, a standard questionnaire has been provided for your use. Please answer all questions frankly and mail to:

COMMANDER
USAIC&FH
ATTN: ATZS-FDR-TA
FT HUACHUCA, AZ 85613-6000.

THE FOLLOWING QUESTIONS PERTAIN TO YOU.

1. What is your position (Commander, XO, 1SG, element leader)?

2. How long have you served in this position ?

3. How long have you spent in this unit?

4. What is your component? (circle one)

A. AC B. RC

5. Where is your major command? (circle one)

A. FORSCOM B. USAREUR C. USARPAC D. Eighth USA

E. Other (specify)_____

THE FOLLOWING QUESTIONS ARE ABOUT THE MTP IN GENERAL.

6. How do you feel this document has affected training in your unit when compared to other training products?

- A. Has made training worse. _____
- B. Has made training better. _____
- C. Has had no effect on training. _____
- D. Do not know or do not have an opinion. _____

7. How easy is the document to use, compared to other training products?

- A. More difficult. _____
- B. Easier. _____
- C. About the same. _____
- D. Do not know or do not have an opinion. _____

8. What part of the MTP document was least useful?

- A. Chapter 1, Unit Training. _____
- B. Chapter 2, Training Matrix. _____
- C. Chapter 3, Mission Outline. _____
- D. Chapter 4, Training Exercises. _____
- E. Chapter 5, Training and Evaluation Outlines. _____
- F. Chapter 6, External Evaluation. _____
- G. Do not know or have no opinion. _____

9. What part of the MTP document was most useful?

- A. Chapter 1, Unit Training. _____
- B. Chapter 2, Training Matrix. _____
- C. Chapter 3, Mission Outline. _____

- D. Chapter 4, Training Exercises. _____
- E. Chapter 5, Training and Evaluation Outlines. _____
- F. Chapter 6, External Evaluation. _____
- G. Do not know or have no opinion. _____

10. What chapter of the MTP was the most difficult to understand?

- A. Chapter 1, Unit Training. _____
- B. Chapter 2, Training Matrix. _____
- C. Chapter 3, Mission Outline. _____
- D. Chapter 4, Training Exercises. _____
- E. Chapter 5, Training and Evaluation Outlines. _____
- F. Chapter 6, External Evaluation. _____
- G. Do not know or have no opinion. _____

11. What was the easiest part of the MTP to understand?

- A. Chapter 1, Unit Training. _____
- B. Chapter 2, Training Matrix. _____
- C. Chapter 3, Mission Outline. _____
- D. Chapter 4, Training Exercises. _____
- E. Chapter 5, Training and Evaluation Outlines. _____
- F. Chapter 6, External Evaluation. _____
- G. Do not know or have no opinion. _____

THE FOLLOWING QUESTIONS PERTAIN TO THE TRAINING EXERCISE

12. The exercises are designed to prepare the unit to accomplish its mission. In your opinion, how well did they fulfill their intended purpose?

- A. They did not prepare the unit at all. _____
- B. They helped, but provided only 20% or less of my unit's training requirements. _____
- C. They helped, but provided only 21% to 50% of my unit's training requirements. _____
- D. They helped, but provided only between 51% to 80% of my unit's training requirements. _____
- E. They provided 81% or more of my unit's training requirements. _____

13. Would you recommend that any STX or FTX be added or deleted from the MTP (specify FTX or STX)? _____

14. What was the greatest problem you experienced with the exercises?

- A. Too many pages. _____
- B. Hard to read and understand. _____
- C. Needs more illustrations. _____
- D. Needs more information on how to set up the exercises. _____
- E. Needs more information on leader training. _____
- F. Needs more information on how to conduct the exercises. _____
- G. Needs more information on support and resources. _____
- H. Needs more information on normally attached elements. _____
- I. Does not interface well with other training products, such as battle drills. _____
- J. Do not know or have no opinion. _____

15. How many STXs or FTXs have you trained or participated in personally? _____

THE FOLLOWING QUESTIONS APPLY TO CHAPTERS 5 AND 6.

16. What changes would you make to Chapter 5, Training and Evaluation Outlines?

- A. Leave it out altogether. _____
- B. Clarify how to use this chapter with the training exercise. _____
- C. Clarify how to use this chapter with external evaluation. _____
- D. The performance measures are too detailed. _____
- E. The performance measures are not detailed enough. _____
- F. The performance measures do not adequately address those elements that are normally attached in wartime. _____
- G. Do not change, chapter is fine. _____
- H. Do not know or have no opinion. _____

17. What changes would you make to Chapter 6, External Evaluation?

- A. Leave it out altogether. _____
- B. Clarify how to use this chapter with the training exercise. _____
- C. Clarify how to use this chapter with the external evaluation. _____
- D. Do not change, chapter is fine. _____
- E. Do not know or have no opinion. _____

18. Additional comments: _____

ARTEP 34-144-30-MTP
23 December 2002

By Order of the Secretary of the Army:

ERIC K. SHINSEKI
General, United States Army
Chief of Staff

Official:



JOEL B. HUDSON
Administrative Assistant to the
Secretary of the Army
0234502

DISTRIBUTION:

Active Army, Army National Guard, and U.S. Army Reserve: Distribute in accordance with initial distribution number 121554 requirements for ARTEP 34-144-30-MTP.